AGENDA

INNER WEST COUNCIL

COUNCIL MEETING

TUESDAY 26 JUNE 2018

6.30pm

Location Ashfield Service Centre, 260 Liverpool Road, Ashfield

Live Streaming of Council Meeting

In the spirit of open, accessible and transparent government, this meeting of the Inner West Council is being streamed live on Council's website. By speaking at a Council meeting, members of the public agree to being recorded and must ensure their speech to the Council is respectful and use appropriate language. A person who uses defamatory, discriminatory or offensive language may be exposed to liability for which Council takes no responsibility. Any part of this meeting that is held in closed session will not be recorded

Pre-Registration to Speak at Council Meetings

Members of the public must register by 2pm of the day of the Meeting to speak at Council Meetings. If you wish to register to speak please fill in a Register to Speak Form, available from the Inner West Council website, including:

- your name;
- contact details;
- item on the Agenda you wish to speak to; and
- whether you are for or against the recommendation in the agenda.

Are there any rules for speaking at a Council Meeting?
The following rules apply when addressing a Council meeting:

- keep your address to the point, the time allowed for each speaker is limited to three minutes. This time limit applies, no matter how many items are addressed by the speaker;
- when addressing the Meeting you must speak to the Chairperson;
- the Chairperson may curtail public participation where the information being presented is considered repetitive or irrelevant; and
- only 3 speakers for and against an Agenda Item are allowed.

What happens after I submit the form?
Your request will then be added to a list that is shown to the Chairperson on the night of the meeting.

Where Items are deferred, Council reserves the right to defer speakers until that Item is heard on the next occasion.

Accessibility

Inner West Council is committed to ensuring people with a disability have equal opportunity to take part in Council and Committee Meetings. At the Ashfield Council Chambers there is a hearing loop service available to assist persons with a hearing impairment. If you have any other access or disability related participation needs and wish to know more, call 9392 5657.

Persons in the public gallery are advised that under the Local Government Act 1993, a person may NOT tape record a Council meeting without the permission of Council.

Any persons found recording without authority will be expelled from the meeting.

"Record" includes the use of any form of audio, video and still camera equipment or mobile phone capable of recording speech.

An audio recording of this meeting will be taken for the purpose of verifying the accuracy of the minutes.

PRECIS

1 Acknowledgement of Country

2 Apologies

3 Notice of Webcasting

4 Disclosures of Interest (Section 451 of the Local Government Act and Council's Code of Conduct)

5 Moment of Quiet Contemplation

6 Confirmation of Minutes **Page**

Minutes of 22 May 2018 Council Meeting **5**

Minutes of 12 June 2018 Council Meeting **29**

7 Mayoral Minutes

Nil at the time of printing.

8 Staff Reports

ITEM		PAGE #
C0618 Item 1	Proposed New SSROC Governance Structure	**36**
C0618 Item 2	2017/18 Third Quarter Budget Review	**67**
C0618 Item 3	Council Recess	**81**
C0618 Item 4	Adoption of IWC Integrated, Planning and Reporting suite of documents.	**83**
C0618 Item 5	Branding	**377**
C0618 Item 6	Event invitation and speaking policy	**387**
C0618 Item 7	Banners, flags and temporary signage policy	**396**
C0618 Item 8	Options for Council's two new Early Childhood Education and Care services	**411**
C0618 Item 9	Old Canterbury Rd & Edward St, Dulwich Hill - Proposed Intersection Signalisation Concept Designs	**421**
C0618 Item 10	Local Traffic Committee Meeting held on 5 June 2018	**462**
C0618 Item 11	Councillor Expenses and Facilities Policy	**487**
C0618 Item 12	Local Government Remuneration Tribunal Determination for 2018-19	**504**
C0618 Item 13	Delegations to the General Manager - Contracts	**504**
C0618 Item 14	Investment Report as at 31 May 2018	**530**

9 Rescission Motions

ITEM		PAGE #
C0618 Item 15	Notice of Motion to Rescind: C0518 Item 1 Richard Murden Reserve - Provision of Three Netball Courts - 22 May 2018 Council Meeting	**560**
C0618 Item 16	Notice of Motion to Rescind: C0518 Item 27 Balmain Telstra Building and Public Square Project - 22 May 2018	**561**

10 Notices of Motion

ITEM		PAGE #
C0618 Item 17	Notice of Motion: Heritage Pub Protections	**564**
C0618 Item 18	Notice of Motion: Street Libraries	**566**
C0618 Item 19	Notice of Motion: Ann Cashman Reserve 30 year Commemoration	**567**
C0618 Item 20	Notice of Motion: Protocols for Council-Approved Public Meetings	**571**
C0618 Item 21	Notice of Motion: Increase in Court Appeals since Merger	**573**
C0618 Item 22	Notice of Motion: Gladstone Park, Balmain and Spindlers, Smith and Hogan Parks, Annandale Outdoor Fitness Areas	**574**
C0618 Item 23	Notice of Motion: Expand Waste Booking Services	**580**
C0618 Item 24	Notice of Motion: Reopening Balmain West Ferry Wharf	**582**
C0618 Item 25	Notice of Motion: Supporting the Welcome Choir	**584**
C0618 Item 26	Notice of Motion: Improving Cyclist and Pedestrian safety on State Roads in the Inner West LGA.	**586**

11 Questions From Councillors

ITEM		PAGE #
C0618 Item 27	Question on Notice: Staffing Matters	**588**

12 Reports with Confidential Information

Reports appearing in this section of the Business Paper are confidential in their entirety or contain confidential information in attachments.

The confidential information has been circulated separately.

ITEM		PAGE #
C0618 Item 28	Tender T 14-18 - Internal Audit Services	**589**

Minutes of Ordinary Council Meeting held on 22 May 2018

Meeting commenced at 6.35pm

Present:

Darcy Byrne	Mayor
Julie Passas	Deputy Mayor
Marghanita Da Cruz	Councillor
Mark Drury	Councillor (6.39pm)
Lucille McKenna OAM	Councillor
Colin Hesse	Councillor
Tom Kiat	Councillor
Pauline Lockie	Councillor
Victor Macri	Councillor
Rochelle Porteous	Councillor (6.44pm)
Vittoria Raciti	Councillor
John Stamolis	Councillor
Louise Steer	Councillor
Anna York	Councillor
Rik Hart	General Manager
Elizabeth Richardson	Deputy General Manager Assets and Environment
John Warburton	Deputy General Manager Community and Engagement
Nellette Kettle	Group Manager Civic and Executive Support, Integration, Customer Service and Business Excellence
Ian Naylor	Manager Civic and Executive Support
Katherine Paixao	Business Paper Coordinator (Minute Taker)

APOLOGIES: (Byrne/Passas)

THAT apologies from Clr Iskandar and lateness for Clr Porteous be accepted.

Motion Carried
For Motion: Crs Byrne, Da Cruz, Hesse, Kiat, Lockie, Macri, McKenna OAM, Passas, Raciti, Stamolis and Steer
Against Motion: Nil

DISCLOSURES OF INTERESTS:

Clr Raciti declared a non-pecuniary, non-significant interest in Item 1 as she lives in Hawthorn Parade.

Clr Lockie declared a non-pecuniary, non-significant interest in Items 11 & 12 as Uniting Care is one of her clients but these items relate to the development arm of Uniting Care that she has no involvement with.

Clr Stamolis declared a non-pecuniary, non-significant interest in Item 17 as he is a member of the Back to Balmain committee.

Motion: (Passas/Kiat)

THAT Council receive and note the declarations of interest.

Motion Carried
For Motion: Crs Byrne, Da Cruz, Hesse, Kiat, Lockie, Macri, McKenna OAM,

Passas, Raciti, Stamolis, Steer and York
Against Motion: Nil

CONFIRMATION OF MINUTES

Motion: (Stamolis/McKenna OAM)

That the Minutes of the Council Meeting held on Tuesday, 24 April 2018 and Tuesday, 8 May 2018 be confirmed as a correct record, subject to the following change;

- Item 3 of the Ordinary Council Minutes of 8 May, Clr Lockie voted against point 1 of the Amendment.

Motion Carried
For Motion: Crs Byrne, Da Cruz, Hesse, Kiat, Lockie, Macri, McKenna OAM, Passas, Raciti, Stamolis, Steer and York
Against Motion: Nil

Clr Drury entered the meeting at 6.39pm

C0518 Item 29 Mayoral Minute: Councillor Fees and Facilities Policy

Motion: (Byrne)

THAT a review of the Councillor Expenses and Facilities Policy be brought to Council for consideration.

Motion Carried
For Motion: Crs Byrne, Da Cruz, Drury, Hesse, Kiat, Lockie, Macri, McKenna OAM, Passas, Raciti, Stamolis, Steer and York
Against Motion: Nil

Clr Porteous entered the meeting at 6.44pm

Suspension of Standing Orders

Motion: (Passas/McKenna OAM)

THAT Council bring forward Items 1, 3, 5, 8, 9, 11, 12, 16, 17, 18, 19 and 27 to be dealt with at this time.

Motion Carried
For Motion: Crs Byrne, Da Cruz, Drury, Hesse, Kiat, Lockie, Macri, McKenna OAM, Passas, Porteous, Raciti, Stamolis, Steer and York
Against Motion: Nil

C0518 Item 1 Richard Murden Reserve-Provision of Three Netball Courts

Motion: (McKenna OAM/Byrne)

THAT:

1. **Council proceed with the detailed design and delivery of three new netball courts with supporting sports training lighting at Richard Murden Reserve Haberfield;**

2. **The three courts be constructed as multipurpose courts to support both basketball and netball, with final design ensuring users can independently switch**

the use without requiring Council assistance;

3. **Council provide public toilets in close proximity to the proposed new courts in 2019/20, with design to include rooftop solar PV and water tanks if feasible;**

4. **Council undertake road line marking to provide parking for up to 30 car spaces along Hawthorne Parade in the area immediately adjacent to the proposed multipurpose court area;**

5. **Council bring a further report to Council with measures to address usage of the courts after 9pm;**

6. **Signage be installed informing the public that ball games are not to be played after 9.00pm;**

7. **Parking and traffic conditions be reviewed 6 months subsequent to the opening of the courts and reported to Council; and**

8. **Council make provision for casual basketball and netball use of this facility.**

Motion Carried
For Motion: Crs Byrne, Da Cruz, Drury, Hesse, Kiat, Lockie, McKenna OAM, Porteous, Stamolis, Steer and York
Against Motion: Crs Macri, Passas and Raciti

Foreshadowed Motion (Macri)

THAT this matter be deferred pending consideration of the recreation needs study.

This Foreshadowed Motion lapsed.

C0518 Item 3 Draft Greenway Master Plan

Motion: (York/Hesse)

THAT:

1. **The draft GreenWay Master Plan be placed on public exhibition for a period of 28 days;**

2. **The results of the public exhibition and community engagement process are presented to Council along with a final master plan for adoption;**

3. **The following submission from IWEG (Inner West Environment Group) be included in the documents released for exhibition, and considered by Council in the exhibition period:**

Priorities
IWEG is concerned that biodiversity values appear to take a relatively low priority in the Master Planning for the bike path. IWEG urges that as the project proceeds, biodiversity values are seen as critical for maintaining a balance between lifestyle considerations and biodiversity for future generations. In keeping with the desire to have the GreenWay recognised as a world standard project incorporating transport, leisure and biodiversity values, we believe it would be appropriate to include one or two headline biodiversity objectives such as revegetation of the Sydney Turpentine Ironbark Forest which pre-dates settlement in the area, and which has always been IWEG's primary objective.

Offsets/Compensation
While IWEG's strong preference remains for the bike path to use an alternate route, if it is unavoidable to construct the path within the bushcare sites, we seek allocation of sufficient resources to the Urban Ecology team in Council to compensate in an ongoing way for the destruction of valuable habitat as follows:
•Staff member exclusively devoted to GreenWay biodiversity including:
•orecruitment, training and support of volunteers, and
•odevelopment and maintenance of a community-based backyard biodiversity program specific to the GreenWay.
•Permanent protection of the balance of the GreenWay bushcare sites to prevent any further damage to them.

Budgets
The budgets are based on the assumption that the primary workforce will continue to be volunteers organised and managed through Council. The suggested figures for non-wage costs could vary depending on what work the volunteers undertake, and would cover the needs of a volunteer group undertaking basic rehabilitation work with some allowance for recruitment, training, signage and contractors for specialist work.

Budget	**1 – 3 days per week**	**2 – 4 days per week**
Wages	**$58,000**	**$77,000**
Tools, recruitment, training, signage	**$25,000**	**$25,000**
Total	**$83,000**	**$102,000**

Motion Carried
For Motion: Crs Byrne, Da Cruz, Drury, Hesse, Kiat, Lockie, Macri, McKenna OAM, Passas, Porteous, Raciti, Stamolis, Steer and York
Against Motion: Nil

C0518 Item 5 Report on the Notice of Motion C1017 Supporting our Creative Communities Item 5 Expanding Artists in Residency spaces

Motion: (Drury/McKenna OAM)

THAT Council:

1. **Thank the staff for the report, notes its contents and requests that this item be deferred until Council is provided with a full copy of the properties Council own or lease from crown lands, what the properties are currently being used for and current lease status; and**

2. **Requests that additional information be provided on the community benefits that each of the existing Artist in residences provides.**

3. **Request that the further report include:**

    a) **Developing an IWC Artists in Residency Program which builds on the learnings of Marrickville Council and Ashfield Council and provides both council staff and the community with clear guidelines for what will be the shared expectations of the artist/s and of council in terms of lease terms, implementation and expected outcomes. That the IWC Artists in Residency Program is exhibited prior to adoption by council;**

b) Developing site-specific programs in each of the identified venues which include: developing a brief for artists including expected community benefits and creative outcomes; developing a contract including program deliverables, use of venue including hours of use, daytime or overnight, full or part use of the venue; agreements on storage or removal of artworks at weekends; identification of best match of creatives to venues and progress reports, acquittals and evaluation;

4. After the report to Council, Council undertakes consultation on the proposed use as part of the Artist in Residency program. Consultation to be with all identified stakeholders including former Committee members (where relevant), recent and current hirers of the facility, the local arts community and local residents. That the type of Residency proposed for each venue and all items in (2) be clearly outlined as part of the consultation;

5. Supports staff to continue to investigate additional Council locations for clustering strategic Artist in Residence sites.

Motion Carried
For Motion: Crs Byrne, Da Cruz, Drury, Hesse, Kiat, Lockie, Macri, McKenna OAM, Passas, Porteous, Raciti, Steer and York
Against Motion: Cr Stamolis

Foreshadowed Motion (Stamolis)

THAT Council:

1. Details the nature of an artist in residents space for each of the following spaces and report back to Council:
a) St Peters Town Hall, Sydenham;
b) White's Creek Cottage, Annandale;
c) Clontarf Cottage, Balmain;
d) Graham Yarroll Room, Haberfield Centre; and
e) Dawn Fraser Baths – Temporary Winter Months Residency 2018.

Noting that there are improvement works planned for St Peters, Haberfield Centre and Dawn Fraser Baths during the pilot period.

2. Supports staff to continue to investigate additional Council locations for clustering strategic Artist in Residence sites in alignment with the Land and Property Strategy and report to Council in March 2020.

3. Council to conduct extensive consultation on the use of each facilities.

The Foreshadowed Motion lapsed.

ADJOURNMENT

8.36pm - The Mayor, Clr Byrne adjourned the meeting for a short recess.
8.47pm– The Mayor, Clr Byrne resumed the meeting.

C0518 Item 8 WestConnex Air & Noise Quality Concerns

Motion: (Lockie/Hesse)

THAT Council:

1. **Urgently writes to the EPA demanding an immediate audit of air quality and noise impacts from current construction along the WestConnex route. This audit should be reported to Inner West Council as soon as possible, and to relevant community and expert consultative forums, including the Air Quality Community Consultation Committee;**

2. **Convenes a meeting of Councils along the WestConnex route to formulate a regional response to air quality issues, including support for a joint study into air quality to be conducted before and after WestConnex opens;**

3. **Writes to the State MPs for Balmain, Heffron, Newtown, Summer Hill and Strathfield, and the Federal MPs for Barton, Grayndler, Reid and Sydney, to:**

    a. **Raise the ongoing impacts that WestConnex construction is having on Inner West and other nearby communities, particularly in regards to air quality and noise; and**

    b. **Request that they take any actions available to them to alleviate the air quality and noise impacts of WestConnex on their constituents.**

4. **Establishes an Environmental Health Working Group consisting of representatives from Council, local State and Federal MPs, community groups, experts, and others to ensure that Council and elected decision-makers are informed on the key impacts of WestConnex and other projects on our communities, and to inform responses to environmental health issues;**

5. **Defer the below points while Council seeks urgent advice from staff regarding any expertise and/or further analysis on air quality, noise and/or health impacts that may be required to be engaged / commissioned by Council, in order to effectively advocate on behalf of the Inner West community. This advice should include information on any forums or other bodies at which specialised expertise may be required (e.g. Air Quality Community Consultation Committee), what form this expertise and/or advice might take; identify funding required to engage/commission this advice, and the potential funding source. This should be reported urgently back to Council for consideration before the end of June.**

    (Points read - Employs an officer with suitable expertise in air quality and/or environmental health for an initial period of at least 12 months to:

    - **Represent Council on the Air Quality Community Consultation Committee (AQCCC) for all stages of WestConnex;**

    - **Monitor and analyse readings provided by existing air quality monitors;**

    - **Notify the Chair of the AQCCC and the relevant authorities of any exceedances and ensure that appropriate regulatory action is pursued;**

    - **Follow up on resident complaints regarding air quality and environmental health issues;**

    - **Assist on other non-WestConnex air quality issues as appropriate; and**

    - **Report to Council on a monthly basis.**

And Commissions a comprehensive and independent report prepared by experts on present and predicted health impacts of WestConnex on Inner West residents.)

6. **Writes to the Premier and relevant Ministers to:**

    c. **Outline the actions Council is taking on behalf of the community in regards to air quality, noise and environmental health impacts of WestConnex;**

    d. **Reiterate that Council is taking these actions because of the lack of confidence and trust residents in the Inner West have in the Sydney Motorway Corporation and relevant government agencies to protect them from the severe air quality and noise impacts caused by the WestConnex projects; and**

    e. **Formally request state funding to cover Council costs, given that responsibility for these actions should sit with the State government and its relevant agencies and contractors.**

7. **Identifies any necessary funding sources in the next quarterly budget review; and**

8. **The health assessment report as outlined in the report be scoped out in detail with an outline of how it will be undertaken and what resources and expert consulting will be needed.**

Motion Carried
For Motion: Crs Byrne, Da Cruz, Drury, Hesse, Kiat, Lockie, Macri, McKenna OAM, Passas, Porteous, Raciti, Stamolis, Steer and York
Against Motion: Nil

Councillor Porteous left the Meeting at 9:10 pm.
Councillor Porteous returned to the Meeting at 9:28 pm.

C0518 Item 9 Local Traffic Committee Meeting held on 1 May 2018

Motion: (Kiat/Drury)

THAT the Minutes of the Local Traffic Committee Meeting held on 1 May 2018 be received and the recommendations be adopted, subject to the following changes:

1. **That Council receive a further report in respect to Item 2 on the implementation of the safety improvements at Windsor and Old Canterbury Roads, including recommendations for further appropriate measures (whether by Council or RMS) to improve safe access for turning onto Old Canterbury Road from Dulwich Hill; and**
2. **Item 2 be deferred to allow Councillors to undertake a site inspection.**

Motion Carried
For Motion: Crs Byrne, Da Cruz, Drury, Hesse, Kiat, Lockie, Macri, McKenna OAM, Passas, Porteous, Raciti, Stamolis, Steer and York

Against Motion: Nil

Amendment (Passas/Macri)

THAT:

1. **Item 2 be deferred to allow Councillors to undertake a site inspection; and**

Motion Tied
For Motion: Crs Byrne, Hesse, Lockie, Macri, Passas, Raciti and Stamolis
Against Motion: Crs Da Cruz, Drury, Kiat, McKenna OAM, Porteous, Steer and York

The Chairperson used his Casting Vote and the **MOTION** was carried. As the MOTION as carried it was incorporated into the Primary Motion.

2. **All Ashfield residents be notified of Item 1 and call for submissions.**

Motion Lost
For Motion: Crs Macri, Passas, Raciti and Stamolis
Against Motion: Crs Byrne, Da Cruz, Drury, Hesse, Kiat, Lockie, McKenna OAM, Porteous, Steer and York

Councillors Macri, Passas and Raciti left the meeting 9.36pm

C0518 Item 11 Voluntary Planning Agreement - 168 Norton Street, Leichhardt

Motion: (Byrne/Stamolis)

THAT Council enter into the Voluntary Planning Agreement for 168 Norton Street, Leichhardt provided in ATTACHMENT 1.

Motion Carried
For Motion: Crs Byrne, Da Cruz, Drury, Hesse, Kiat, McKenna OAM, Porteous, Raciti, Stamolis, Steer and York
Against Motion: Nil
Absent: Crs Marci, Passas and Raciti

C0518 Item 12 Voluntary Planning Agreement - 15-17 Marion Street, Leichhardt

Motion: (Kiat/Stamolis)

THAT Council enter into the Voluntary Planning Agreement for 15-17 Marion Street, Leichhardt provided in ATTACHMENT 1.

Motion Carried
For Motion: Crs Byrne, Da Cruz, Drury, Hesse, Kiat, Lockie, Macri, McKenna OAM, Passas, Porteous, Raciti, Stamolis, Steer and York
Against Motion: Nil

ADJOURNMENT

10.17 pm - The Mayor, Clr Byrne adjourned the meeting for a short recess.
10.22 pm– The Mayor, Clr Byrne resumed the meeting.

C0518 Item 16 Notice of Motion to Rescind: C0518 Item 7 Local Participatory

Democracy at Inner West - 8 May 2018 Council Meeting

Motion: (Drury/Macri)

THAT the resolution of the 8 May 2018 Council Meeting with respect to Item 7 Local Participatory Democracy at Inner West, be rescinded.

Motion Tied
For Motion: Crs Byrne, Drury, Macri, McKenna OAM, Passas, Raciti and York
Against Motion: Crs Da Cruz, Hesse, Kiat, Lockie, Porteous, Stamolis and Steer

The Chairperson used his Casting Vote in favour of the MOTION and the **MOTION** was carried.

Motion: (Drury/Byrne)

THAT Council:

1. **Make the following Committees permanent:**

    a) **Aboriginal and Torres Strait Islander;**

    b) **Environment;**

    c) **Housing and Affordability;**

    d) **Planning and Heritage;**

    e) **Social Inclusion ;**

    f) **Transport;**

    g) **Young Leaders.**

    h) **Seniors; and**

    i) **Multicultural.**

2. **Replace the Economic Development Committee with the established quarterly forum of Inner West local business chambers and associations, with outcomes reported to Council;**

3. **Notes that Cycling and Sydenham to Bankstown working groups have been established;**

4. **Establish a standalone Cooks River and a standalone Parramatta River working groups;**

5. **Establish a Safety and Access advisory committees that report outcomes to council;**

6. **Determine to receive and note a bi-monthly Local Democracy report prepared by Council's Engagement team. The report will include Committee meeting minutes and updates from relevant working groups, Access advisory group and**

Business Forum;

7. **Determine that Council by resolution may refer items to Committees, Business Forum or working groups for advice and recommendations to be reported back and that Committees may by resolution refer items/recommendations to Council for its consideration;**

8. **Endorse a trial of options including:**

    a) **Hold an annual Councillor roadshow/community forum in each ward, encouraging a large and diverse group of local residents to participate in an engagement event in their local area;**

    b) **Support community-led independent resident groups through a small grants program to cover meeting costs such as venue hire;**

    c) **Establish a register of community groups for relevant engagements; and**

    d) **Implement a marketing campaign promoting ways to get involved in engagement processes and lodge service request**

9. **Update the Community Engagement Framework to:**

    a) **Include any resolutions resulting from this report;**

    b) **Include information about the elected Council; and**

    c) **Review the Community Engagement Framework including the impact of any resolutions which result from this report and the functions of committees, Business Forum, advisory and working groups in one year, and report back to Council.**

10. **Requests a report reviewing the various pre amalgamation community facilities committees with a view to reinstating those that are useful;**

11. **Request a report on having regular Your Say Inner West/Council information and outreach street stalls rotating across main streets to promote community engagement in projects open for comment, record service requests and obtain general feedback from the community to Council;**

12. **Requires the executive (GM and Deputy GMs) to hold regular outreach forums with the community in different locations; and**

13. **Council consult the community on with the proposed Local Democracy committee Framework and report back to Council on the consultation and the costing of the framework:**

14. **Councillors are welcomed members of all committees;**

Motion Carried
For Motion: Crs Byrne, Da Cruz, Drury, Hesse, Kiat, Lockie, Macri, McKenna OAM, Passas, Porteous, Raciti, Stamolis, Steer and York
Against Motion: Nil

Amendment (Porteous/Stamolis)

THAT there should be no restrictions on the membership of Committees or Groups.

Motion Tied
For Motion: Crs Da Cruz, Hesse, Kiat, Lockie, Porteous, Stamolis and Steer
Against Motion: Crs Byrne, Drury, Macri, McKenna OAM, Passas, Raciti and York

The Chairperson used his Casting Vote against the MOTION and the **MOTION** was lost.

C0518 Item 17 Notice of Motion: Back to Balmain Banner Booking

Motion: (Stamolis/Byrne)

THAT in regard to the annual Back to Balmain Community Picnic, that Council approve:

1. **A booking for banner space on Darling Street, Rozelle from October 15- 29; and**

2. **A fee waiver for the banner application as it is a Council sponsored event.**

Motion Carried
For Motion: Crs Byrne, Da Cruz, Drury, Hesse, Kiat, Lockie, Macri, McKenna OAM, Passas, Porteous, Raciti, Stamolis, Steer and York
Against Motion: Nil

Extension of Time

Motion: (Byrne/Passas)

THAT the meeting be extended until 11.30pm.

Motion Carried
For Motion: Crs Byrne, Da Cruz, Drury, Hesse, Kiat, Lockie, Macri, McKenna OAM, Passas, Porteous, Raciti, Stamolis, Steer and York
Against Motion: Nil

C0518 Item 18 Notice of Motion: Boarders and Boarding Houses Policy

Motion: (Kiat/McKenna OAM)

THAT Council prepare a report toward a policy to support the thousands of Inner West residents who are boarders in boarding houses, including:

a) **Previous constituent council's approach to boarding houses, including policy, DCP and enforcement issues to be reported to Council within 2 months;**

b) **Supporting the safety and wellbeing of boarding housing tenants through enforcement and compliance, including in relation to unregistered boarding houses, and facilitating cooperation between Council, tenants, neighbouring residents, boarding house operators, non-government and government agencies;**

c) **Supporting boarding housing residents through community outreach and services (including information and referral to existing services e.g. Newtown Neighbourhood Centre);**

d) **Mechanisms to encourage or require more affordable rents, including through the DA process;**

e) Advocacy to the state government, including requesting additional funding, resources and legislative changes; and

f) Consideration of Council seeking exemption from the boarding housing provisions of the Affordable Rental Housing SEPP in order that Council could implement its own boarding house controls.

Motion Carried
For Motion: Crs Byrne, Da Cruz, Drury, Hesse, Kiat, Lockie, Macri, McKenna OAM, Passas, Porteous, Raciti, Stamolis, Steer and York
Against Motion: Nil

Meeting adjourned 11.30pm

The meeting was resumed on 12 June 2018 at 7.10pm

Present:

Darcy Byrne	Mayor
Julie Passas	Deputy Mayor
Marghanita Da Cruz	Councillor
Mark Drury	Councillor
Lucille McKenna OAM	Councillor
Colin Hesse	Councillor
Tom Kiat	Councillor
Pauline Lockie	Councillor
Victor Macri	Councillor
Rochelle Porteous	Councillor
Vittoria Raciti	Councillor
John Stamolis	Councillor
Anna York	Councillor
Rik Hart	General Manager
Cathy Edwards-Davis	A/Deputy General Manager Assets and Environment
Michael Tzimoulas	Deputy General Manager Chief Financial and Administration Officer
John Warburton	Deputy General Manager Community and Engagement
David Birds	Group Manager Strategic Planning
Kendall Banfield	Manager WestConnex Unit
Gabrielle Rennard	Community Wellbeing Manager
Erla Ronan	Group Manager Community Services and Culture
Joe Strati	Group Manager Legal Services
Brooke Martin	Group Manager Properties, Major Building Projects and Facilities
Pav Kuzmanovski	Group Manager Finance
Ian Naylor	Manager Civic and Executive Support
Katherine Paixao	Business Paper Coordinator (Minute Taker)

APOLOGIES:

Motion: (Macri/Hesse)

THAT leave of absence be granted for Clr Steer and Clr Iskandar.

Motion Carried
For Motion: Crs Byrne, Da Cruz, Drury, Hesse, Kiat, Lockie, Macri, McKenna OAM, Passas, Porteous, Raciti, Stamolis and York
Against Motion: Nil

DISCLOSURES OF INTERESTS: Nil

C0518 Item 2 Salmon Park - Community Safety

Motion: (Lockie/Macri)

THAT Council:

1. **Liaise with Ausgrid to upgrade the current park lighting at Salmon Reserve with a particular emphasis on lighting up the playground area;**

2. **Request Ausgrid investigate lighting improvements in Candem Lane;**

3. **Resolve to establish an Alcohol free zone in Salmon Reserve;**

4. **Install appropriate signage in the park noting that the consumption of alcohol is prohibited and that organised use of the park must be booked through Council;**

5. **Over the next six months, request it's Compliance section to undertake regular inspections of Salmon Park on weekends *(day time surveillance only)* to ensure that the park is being used appropriately;**

6. **In consultation with the community, undertake the development of a park master plan for Salmon Reserve in 2020/2021; and**

7. **Formally write to residents in Station Street, Newtown informing them of Council's Parksafe initiative for Salmon Park and the need for local residents to report incidences of anti-social behaviour to the NSW Police in the first instance.**

Motion Carried
For Motion: Crs Byrne, Da Cruz, Drury, Hesse, Kiat, Lockie, Macri, McKenna OAM, Passas, Porteous, Raciti, Stamolis and York
Against Motion: Nil

C0518 Item 4 Creative Communities and Bringing Arts and Live Music to Buildings Across the Inner West

Motion: (York/Macri)

THAT Council:

1. **Endorse the Strategic Planning and Economic Development Units to continue working with City of Sydney Council and the *Newtown Precinct Business Association* to provide consistent planning controls within the King Street Precinct;**

2. **Receive a report on Exempt and Complying Development options for small scale arts, live music and cultural activities uses and extended operating hours for shops and businesses on King Street;**

3. **Investigate a sustainable model for the creation of a Live Music/Cultural Planning Liaison Officer to be the first point of contact at Council to assist existing and proposed live music and other arts and cultural activities-related venues to navigate the planning regulation system working closely with Council's existing Business Advisory role within the Development Advisory Team;**

4. **Develop planning guidance sheets on small scale arts, live music and cultural activities and their permissibility within restaurants, cafes, shops and office premises; and**

5. **Engage with our local arts, live music and cultural activities communities on the provision of a planning advice service to understand, and ensure the service addresses, their needs.**

Motion Carried
For Motion: Crs Byrne, Da Cruz, Drury, Hesse, Kiat, Lockie, Macri, McKenna OAM, Passas, Porteous, Raciti, Stamolis and York
Against Motion: Nil

C0518 Item 6 Major Community Event Program - Fees and Charges Consolidation

Motion: (McKenna OAM/Passas)

THAT Council:

1. **Defer the adoption of the consolidation of the fees and charges until the review of events is undertaken; and**

2. **Receive a revised attachment on the impact of the change in fees and charges to existing community groups.**

Motion Carried
For Motion: Crs Byrne, Da Cruz, Drury, Hesse, Kiat, Lockie, Macri, McKenna OAM, Passas, Porteous, Raciti, Stamolis and York
Against Motion: Nil

C0518 Item 7 Update - Micro-Brewing Sector in the Inner West

Motion: (York/McKenna OAM)

THAT Council:

1. **Endorses continuing action being taken to work with the Department of Planning and Environment to establish changes to the relevant planning controls to address the issue of tasting rooms associated with microbreweries, noting that the Department's currently proposed definition of Artisan Premises needs significant revisions to address Council's concerns regarding possible negative impacts upon industrial land provision;**

2. **Supports continuing to work with the microbrewery industry to encourage its development in the Inner West;**

3. **Commits to allocating funding of up to $40,000 in the next budget quarterly review for a supporting Economic Impact Assessment to consider and assess the potential benefits and impacts of the microbrewery sector, including the potential impacts of amending the current planning controls relating to tasting areas on industrial land supply, if required; and**

4. **Requests that a report be provided with an update on actions taken to a future meeting of Council.**

Motion Carried
For Motion: Crs Byrne, Drury, Hesse, Kiat, Lockie, Macri, McKenna OAM, Stamolis and York
Against Motion: Crs Da Cruz, Passas, Porteous and Raciti

Amendment (Porteous/Da Cruz)

THAT point 3 of the primary motion be deleted.

Motion Lost
For Motion: Crs Da Cruz, Hesse, Kiat, Passas, Porteous and Raciti
Against Motion: Crs Byrne, Drury, Lockie, Macri, McKenna OAM, Stamolis and York

C0518 Item 10 Delegations

Motion: (Drury/McKenna OAM)

THAT Council adopt the delegations in report apart from the delegation in relation to entering into contracts. Council requests further information about the implications of setting the contract amount at a lessor amount.

Motion Carried
For Motion: Crs Byrne, Drury, Macri, McKenna OAM, Passas, Raciti and York
Against Motion: Crs Da Cruz, Hesse, Kiat, Lockie, Porteous and Stamolis

Foreshadowed Motion: (Porteous)

Delegations of the Mayor:

1. **To approve leave and expenses incurred by the General Manager in accordance with the contract of employment, the policies of council and the adopted budget;**

2. **In consultation with the General Manager, approve all media statements and publications issued on behalf of Council, unless Council determines otherwise on a specific issue. Respond to media enquiries and accurately represent Council's policies and adopted resolutions to the media;**

3. **Authority for the Mayor to engage appropriate consultant advice where such advice cannot be sought by the General Manager due to a conflict of interest of the General Manager – for example consultant to assist Councillors in conducting the performance management of the General Manager – or where the Mayor commissions legal advice on an urgent basis;**

4. **General authority of Council during recesses: Mayoral authority to make urgent decisions on behalf of Council during the annual recess period, provided that:**

    a) **reports or other business papers in a form similar to those normally submitted to Council are provided to the Mayor and Councillors at least three business days prior to the Mayor exercising any powers, authorities, duties and functions of Council under this delegation; and**

    b) **that the Mayor does not receive written objections by three or more**

Councillors on an item stating relevant reasons as to why the Mayor should not exercise any powers, authorities, duties and functions of Council in relation to that item, under this delegation;

c) any powers, authorities, duties and functions of Council exercised by the Mayor pursuant to this delegation are to be reported to Councillors on a weekly basis; and

d) be reported to the first available Ordinary Council meeting.

Delegations of the Deputy Mayor:

- **Any function of the Mayor at the request of the mayor or if the Mayor is prevented by illness, absence or otherwise from exercising the function, or if there is a casual vacancy in the office of the Mayor.**

Delegations of the General Manager:

- **The Council's functions under the Local Government Act 193 and any other legislation conferring functions upon the Council, except functions which are required by or under the local Government Act 1003 or by any other Act or instrument to be performed by the governing body of the Council; and**
- **To determine an application under the Environmental Planning and Assessment Act 1979 in circumstances where the Council is the consent authority for that application.**

Exceptions, exclusions and limitations:

1. A decision made to make or amend Council policy

For clarity, a policy is a set of ideas (eg stated position) or course of action that is used as a basis from making decisions to achieve the long term strategic goals of the Council. As a guide policies would include such issues as:

- **Local Environment Plan**
- **Development Control Plans**
- **Plans of Management**
- **Enforcement Policy**
- **Procurement Policy**
- **Donations Policy**
- **Media Policy**
- **Voluntary Planning Agreement Policy**
- **Sportsground Allocation Policy**
- **Leasing Policy**
- **Asset Management Policy**
- **Tree Management Policy**
- **Graffiti Removal Policy**
- **Verge Mowing Policy**

2. A decision to enter into a contract with a value greater than $150,000;

3. A decision to call or accept tenders for services currently provided by

Council staff;

4. **A decision to carry out any new services or activities, or significantly vary an existing service or activity that would have ongoing implications for council in terms of cost or service delivery that is not authorised under the current delivery program, budget or by Council resolution;**

5. **Write off debts greater than $5,000;**

6. **Write off rates and charges greater than $5,000;**

7. **Place on exhibition and approve Memorandums of Understanding;**

8. **Place on exhibition and approve Voluntary Planning Agreements;**

9. **Grant a lease or licence for council property (except residential tenancy); and**

10. **All works or infrastructure programs determined under Part 5 of the EPA Act which exceed $100,000 in total value and which have not already been approved in detail within a plan of management or other strategic document adopted by the Council.**

This Foreshadowed Motion lapsed.

Suspension of Standing Orders

Motion: (Byrne/Porteous)

THAT Council Suspend Standing Orders to hear from the register speakers on Item 13 from 12 June 2018 Council Meeting.

Motion Carried
For Motion: Crs Byrne, Da Cruz, Drury, Hesse, Kiat, Lockie, Macri, McKenna OAM, Passas, Porteous, Raciti, Stamolis and York
Against Motion: Nil

Resumption of Standing Orders

Motion: (Byrne/McKenna OAM)

THAT Standing orders be resumed.

Motion Carried
For Motion: Crs Byrne, Da Cruz, Drury, Hesse, Kiat, Lockie, Macri, McKenna OAM, Passas, Porteous, Raciti, Stamolis and York
Against Motion: Nil

C0518 Item 13 Voluntary Planning Agreement - Marrickville Metro - 34 Victoria Road and 13-55 Edinburgh Road, Marrickville

Motion: (Stamolis/Byrne)

THAT Council enter into the Voluntary Planning Agreement for Marrickville Metro – 34 Victoria Road and 13-55 Edinburgh Road, Marrickville provided in ATTACHMENT 1.

Motion Carried

For Motion: Crs Byrne, Da Cruz, Drury, Kiat, Lockie, Macri, McKenna OAM, Passas, Porteous, Raciti, Stamolis and York
Against Motion: Cr Hesse

C0518 Item 14 Local Government NSW Annual Conference

Motion: (Byrne/Porteous)

THAT Council nominate Councillors Porteous, Steer, Da Cruz, Hesse, Lockie, Iskandar, McKenna, Drury and Byrne to attend the 2018 Local Government NSW Conference and be voting delegates.

Motion Carried
For Motion: Crs Byrne, Da Cruz, Drury, Hesse, Kiat, Lockie, Macri, McKenna OAM, Passas, Porteous, Raciti, Stamolis and York
Against Motion: Nil

C0518 Item 15 Investment Report as at 30 April 2018

Motion: (Drury/Byrne)

THAT Council:

1. **Receives and notes the report;**

2. **Defers adoption of the proposed Investment Policy and request:**

   a. **The Mayor to make representations to TCorp regarding the establishment of ministerial compliant, Non Fossil Fuel financial instruments that will allow Council funds to be invested; and**

   b. **Council Officers produce a report outlining the outcomes of the representations made to TCorp including options on Council's Investment Policy.**

3. **Reiterate its commitment to achieving 100% divestment from fossil fuel investments and receive a report on how Council's investment policy can address additional ethical considerations within the constraints of the relevant legislation, e.g. negatively screening out weapons, tobacco, alcohol, and including positive social and environmental impact investments (e.g. renewables).**

Motion Carried
For Motion: Crs Byrne, Da Cruz, Drury, Hesse, Kiat, Lockie, McKenna OAM, Porteous, Stamolis and York
Against Motion: Crs Macri, Passas and Raciti

ADJOURNMENT

8.26pm- The Mayor, Clr Byrne adjourned the meeting for a short recess.
8.44pm– The Mayor, Clr Byrne resumed the meeting.

Councillor Drury re-entered to the Meeting at 8:49 pm.

C0518 Item 19 Notice of Motion: Dumping Prevention and Control Policy

Motion: (Kiat/McKenna OAM)

THAT Council prepare a report toward a dumping prevention and control policy, including a strategic and evidence-based approach to general and scheduled pick-ups, education and communication (especially in areas with high resident turnover), and responding to illegal dumping when it occurs.

Motion Carried
For Motion: Crs Byrne, Da Cruz, Drury, Hesse, Kiat, Lockie, Macri, McKenna OAM, Passas, Porteous, Raciti, Stamolis and York
Against Motion: Nil

Councillor Kiat left the Meeting at 9:09 pm.

C0518 Item 20 Notice of Motion: Recognising the First Female Councillors on the Inner West Council

Motion: (Stamolis/Hesse)

THAT Council:

1. **Investigate ways to recognise the first female Councillors elected to the Inner West Council (which has a majority of female Councillors) as a historic achievement in Australian Local Government. This could include one or more of the following: a photo for the Council Chambers, a plaque, a booklet, seats or trees in public spaces; and**

2. **Investigate a way to appropriately upgrade Eve Sharpe reserve on Liberty St, Enmore, to appropriately reflect its significance in the history of the area, and in recognition of the work of our first female Councillor in the former Marrickville Council area.**

Motion Carried
For Motion: Crs Byrne, Drury, Hesse, Lockie, Macri, McKenna OAM, Porteous, Stamolis and York
Against Motion: Crs Da Cruz, Passas and Raciti
Absent: Cr Kiat

Councillor Kiat returned to the Meeting at 9:13 pm.

C0518 Item 21 Notice of Motion: ANZAC Day funding

Motion: (Byrne/Macri)

THAT Council:

1. **Allocate triennial funding of $15,000 per year for the ANZAC Day ceremony in Darling Square Balmain as part of the 2018-19 – 2020-21 budget, to be revised for the 2021-22 budget;**

2. **Review other ANZAC Day events held throughout the LGA and report back to Council about ways that Council could support those events; and**

3. **Endorse a fee waiver for Petersham RSL for the hire of Petersham Town Hall for the Remembrance Day exhibition.**

Motion Carried
For Motion: Crs Byrne, Da Cruz, Drury, Kiat, Lockie, Macri, McKenna OAM, Passas, Porteous, Raciti, Stamolis and York
Against Motion: Cr Hesse

C0518 Item 22 Notice of Motion: Support for the Exodus Foundation

Motion: (Byrne/Lockie)

THAT Council:

1. **Provide ongoing promotion of fund raising activities of the Exodus Foundation across Council's communications channels, including social media, the Courier newspaper page and Council's resident newsletter; and**

2. **Also provide ongoing promotion of fundraising activities of the the Newtown Neighbourhood Centre (NNC) across Council's communications channels, including social media, the Courier newspaper page and Council's resident newsletter.**

Motion Carried
For Motion: Crs Byrne, Da Cruz, Drury, Hesse, Kiat, Lockie, Macri, McKenna OAM, Porteous, Raciti, Stamolis and York
Against Motion: Cr Passas

C0518 Item 23 Notice of Motion: Improving Bay Run Lighting

Motion: (Byrne/Macri)

THAT Council:

1. **Write to the Office of Environment and Heritage:**
    a. **highlighting our concerns about poor lighting in this section of the bay run; and**
    b. **seeking a commitment to undertake a lighting design and costing works and seek DA approval for such work;**
2. **Support the Office of Environment and Heritage in delivery of upgraded lighting through the development and lodgment of a Metropolitan Greenspace grant application;**
3. **Seek owners consent from the Office of Environment and Heritage to allow it to support the Metropolitan Greenspace grant application;**
4. **Conduct an audit of lighting along the Bay Run after dark;**
5. **Consider upgrading lighting on the Bay Run beside the City West Link near UTS rowers and between La Montage and the Leichhardt Park Aquatic Centre in future capital works programs.**

Motion Carried
For Motion: Crs Byrne, Da Cruz, Drury, Hesse, Kiat, Lockie, Macri, McKenna OAM, Passas, Porteous, Raciti, Stamolis and York
Against Motion: Nil

Matter Arising - Reduction on Speed Limit on the Bay Run

Motion: (Da Cruz/Porteous)

THAT Council write to the RMS and Minister for Roads requesting:

1. **An investigation into a reduction of the speed limit on City West Link; and**

2. **Information on the monitoring they are doing of Air Quality and Noise Levels from traffic on City West Link at the Bay Run.**

Motion Lost
For Motion: Crs Da Cruz, Hesse, Kiat, Lockie, Porteous and Stamolis
Against Motion: Crs Byrne, Drury, Macri, McKenna OAM, Passas, Raciti and York

Councillor Passas left the Meeting at 9:35 pm.

C0518 Item 24 Notice of Motion: Impact of Construction of WestConnex on the Inner West

Motion: (Hesse/Porteous)

THAT Council:

1. **Write to the NSW Premier, Ms Gladys Berejiklian, the Minister for Transport and Infrastructure, Mr Andrew Constance, the Minister for WestConnex, Mr Stuart Ayres, the Leader of the Opposition, Mr Luke Foley, the Shadow Minister for Transport, Ms Jodi McKay, the Greens spokesperson for WestConnex Ms Jenny Leong, and the leader of the Shooters, Fishers and Farmers Party, Mr Robert Borsak to raise the following:**

    a) **The impact of construction of the WestConnex Stages 1 and 2 is oppressive and intolerable to the residents of St Peters and Haberfield and Ashfield in particular;**

    b) **This impact includes unacceptable and excessive noise, dust, and air pollution, truck movements, construction vibration, disruption to water, electricity and communications services, impact of parking by construction staff, and, not least, damage to homes and property by the construction process,**

    c) **This impact is not limited to physical impacts noted above, but to the health and emotional lives of those residents living in these suburbs, including the emotional lives and health of adults and children and associated stress, depression and related illnesses,**

    d) **The process by which complaints regarding the above issues are assessed and acted upon by the Sydney Motorway Corporation is manifestly inadequate and does not meet the standards expected of a good corporate citizen, much less that of a 100% NSW Government owned entity.**

2. **Calls upon the NSW Government to outline how they will address these significant failings with complaint handling and put in place the appropriate**

legislation, policy and processes to ensure that private contractors and companies such as SMC are not allowed to ignore or pay only lip service to serious and urgent complaints made by local residents regarding the WestConnex construction impacts.

3. **Advise that we maintain our opposition to Stage 3 of the WestConnex due to the devastation it will cause in Haberfield, St Peters, Annandale, Lilyfield, Rozelle and Leichhardt and the risk it will create to homes and heritage across the Inner West; and**

4. **Advise we strongly oppose the privatisation of the WestConnex, the sale of which will expose the community to even less accountability.**

Motion Carried
For Motion: Crs Byrne, Da Cruz, Drury, Hesse, Kiat, Lockie, Macri, McKenna OAM, Porteous, Raciti, Stamolis and York
Against Motion: Nil
Absent: Cr Passas

Councillor Passas returned to the Meeting at 9:47 pm.

C0518 Item 25 Notice of Motion: Tax Deduction from Councillors Allowance

Motion: (Stamolis/Hesse)

THAT Council investigate and report back on whether Council can deduct tax from Councillors' allowance for those Councillors who request this.

Motion Lost
For Motion: Crs Hesse and Stamolis
Against Motion: Crs Byrne, Da Cruz, Drury, Kiat, Lockie, Macri, McKenna OAM, Passas, Porteous, Raciti and York

Confidential Session

Motion: (Byrne/Macri)

THAT Council move into Confidential session to consider Items of business containing Confidential Information.

Motion Carried
For Motion: Crs Byrne, Da Cruz, Drury, Hesse, Kiat, Lockie, Macri, McKenna OAM, Passas, Porteous, Raciti, Stamolis and York
Against Motion: Nil

Members of the public were asked to leave the Chamber.

Motion: (Byrne/McKenna)

THAT Council return to open session to read out the recommendations from the Closed Session.

Motion Carried

For Motion: Crs Byrne, Da Cruz, Drury, Hesse, Kiat, Lockie, Macri, McKenna OAM, Passas, Porteous, Raciti, Stamolis and York
Against Motion: Nil

The Mayor read out to the Meeting the recommendation from the Closed Session of Council.

Councillor Passas left the Meeting at 9:58 pm.
Councillor Passas returned to the Meeting at 10:08 pm.

REPORTS WITH CONFIDENTIAL INFORMATION

C0518 Item 27 Balmain Telstra Building and Public Square Project

Motion: (Byrne/York)

THAT Council:

1. **Note that meeting the cost increase for the project would be funded through $300,000 in cuts to main street works including:**

   a) **Darling Street between Duke & Nicholson Streets;**
   b) **Darling Street between Red Lion & Denison Streets; and**
   c) **Design work on the Dulwich Hill station masterplan.**

2. **Further note that the estimated cost of completing the Dawn Fraser Pool heritage refurbishment has increased from $2.2 million (budgeted) to potentially in excess of $5 million, and that these works are required to keep the pool safe and open for business;**

3. **Transfer the $1.3 million allocated to the Telstra building project to the implementation for the Dawn Fraser Pool heritage upgrade;**

4. **Inform Telstra of Council's interest in ongoing negotiations to constructing the more substantial public square which will be made possible at the completion of the NBN roll out;**

5. **Seek to enter into the lease offered by Telstra, to make use of the space in the former telephone exchange, for a shared work space, to be made available for local businesses and start-ups; and**

6. **Prepare a report on the implementation of the shared work space following development of this plan by the Economic Development Unit, in consultation with the Balmain / Rozelle Chamber of Commerce and local businesses.**

Motion Carried
For Motion: Crs Byrne, Drury, Lockie, Macri, McKenna OAM, Passas, Raciti and York
Against Motion: Crs Da Cruz, Hesse, Kiat, Porteous and Stamolis

C0518 Item 28 Recreation Needs Study - A Healthier Inner West, draft Final Report for public exhibition.

Motion: (Byrne/York)

THAT:

1. **Council release the draft report *Recreation Needs Study: A Healthier Inner West***

for public exhibition for 6 weeks;

2. The public exhibition is widely promoted and all stakeholders and residents who expressed an interest and/or sporting clubs are notified of the opportunity to provide further input; and

3. Following public exhibition, the feedback and amended *Recreation Needs Study: A Healthier Inner West* be reported back to Council.

Motion Carried
For Motion: Crs Byrne, Da Cruz, Drury, Hesse, Kiat, Lockie, Macri, McKenna OAM, Passas, Porteous, Raciti, Stamolis and York
Against Motion: Nil

Meeting closed at 10.22pm.

PUBLIC SPEAKERS:

Item #	Speaker	Suburb
Item 1:	Liliana Sanacore	Haberfield
	Laurie Bissaker	Balmain
	Michael Bentley	Haberfield
	Analiese Cairis	Haberfield
Item 3:	Alex Lofts	Summer Hill
	Deborah Auchinachie	Dulwich Hill
	Lesley Studans	Dulwich Hill
	Paul Holding	Summer Hill
	Colin Jones	Summer Hill
	Amy Reynolds	Petersham
Item 5:	Vivienne Miller	Balmain
Item 8:	Wendy Bacon	Newtown
	John Lozano	Haberfield
Item 9:	Hugh Phemister	Dulwich Hill
	Rene Holmes	Ashfield
	Marta Tambasco	Dulwich Hill
	Peter Gould	Dulwich Hill
Item 11:	Gabriel Thielbeer	Sydney (Uniting Care)
Item 12:	Maire Sheehan	Annandale
Item 16:	Maire Sheehan	Annandale
	John Lozano	Haberfield
Item 18:	Rev. Bill Crews	Ashfield(Exodus Foundation)
	Paul Adabie	Newtown
	S. McDonald	Ashfield
Item 17:	Michele Hacking	Rozelle
Item 19:	Anthony Jarvis	Ashfield
Item 27:	Chris Tasoulas	Hunters Hill
	Furgus Frickie	Birchgrove

Minutes of Ordinary Council Meeting held on 12 June 2018
Meeting commenced at 6.35pm

Present:

Darcy Byrne	Mayor
Julie Passas	Deputy Mayor
Marghanita Da Cruz	Councillor

Mark Drury	Councillor
Lucille McKenna OAM	Councillor
Colin Hesse	Councillor
Tom Kiat	Councillor
Pauline Lockie	Councillor
Victor Macri	Councillor
Rochelle Porteous	Councillor
Vittoria Raciti	Councillor
John Stamolis	Councillor
Anna York	Councillor
Rik Hart	General Manager
Cathy Edwards-Davis	A/Deputy General Manager Assets and Environment
Michael Tzimoulas	Deputy General Manager Chief Financial and Administration Officer
John Warburton	Deputy General Manager Community and Engagement
David Birds	Group Manager Strategic Planning
Kendall Banfield	Manager WestConnex Unit
Gabrielle Rennard	Community Wellbeing Manager
Erla Ronan	Group Manager Community Services and Culture
Joe Strati	Group Manager Legal Services
Brooke Martin	Group Manager Properties, Major Building Projects and Facilities
Pav Kuzmanovski	Group Manager Finance
Ian Naylor	Manager Civic and Executive Support
Katherine Paixao	Business Paper Coordinator (Minute Taker)

APOLOGIES:

Motion: (Macri/Hesse)

THAT leave of absence be granted for Clr Steer and Clr Iskandar.

Motion Carried

For Motion:	Crs Byrne, Da Cruz, Drury, Hesse, Kiat, Lockie, Macri, McKenna OAM, Passas, Porteous, Raciti, Stamolis and York
Against Motion:	Nil

DISCLOSURES OF INTERESTS:

Motion: (Passas/Stamolis)

Clr Raciti declared a non-significant, non-pecuniary interest in Item 9 - Notice of Motion to Rescind: C0518 Item 1 Richard Murden Reserve - Provision of Three Netball Courts - 22 May 2018 Council Meeting as she lives on Hawthorn Parade.

Motion Carried

For Motion:	Crs Byrne, Da Cruz, Drury, Hesse, Kiat, Lockie, Macri, McKenna OAM, Passas, Porteous, Raciti, Stamolis and York
Against Motion:	Nil

Suspension of Standing Orders

Motion: (Drury/Hesse)

THAT Council Suspend Standing Orders to deal with an urgency motion relating to condolences to Lucile McKenna and family.

Motion Carried

For Motion: Crs Byrne, Da Cruz, Drury, Hesse, Kiat, Lockie, Macri, McKenna OAM, Passas, Porteous, Raciti, Stamolis and York
Against Motion: Nil

Councillor Drury requested that the meeting consider an Urgency Motion with regards to Condolences to Lucile McKenna and Family.

Motion: (Drury/Hesse)

THAT the motion be considered as a matter of urgency.

Motion Carried
For Motion: Crs Byrne, Da Cruz, Drury, Hesse, Kiat, Lockie, Macri, McKenna OAM, Passas, Porteous, Raciti, Stamolis and York
Against Motion: Nil

The Mayor declared this matter was urgent.

Councillors Passas and Raciti left the Meeting at 6:41 pm.

Urgency Motion - Condolences to Lucile McKenna and Family

Motion: (Drury/Hesse)

THAT the motion be considered as a matter of urgency.

Motion Carried
For Motion: Crs Byrne, Da Cruz, Drury, Hesse, Kiat, Lockie, Macri, McKenna OAM, Passas, Porteous, Raciti, Stamolis and York
Against Motion: Nil

The Mayor declared this matter was urgent.

Councillors Passas and Raciti left the Meeting at 6:41 pm.

Urgency Motion - Condolences to Lucile McKenna and Family

Motion: (Drury/Byrne)

THAT Council writes a letter of condolence to Councillor Lucille McKenna and her family expressing our sadness at the passing of Bruce McKenna.

For Motion: Crs Byrne, Da Cruz, Drury, Hesse, Kiat, Lockie, Macri, McKenna OAM, Porteous, Stamolis and York
Against Motion: Nil
Absent: Crs Passas and Raciti

Councillors Passas and Raciti returned to the Meeting at 6:44 pm.

C0618 Item 16 Mayoral Minute: Traffic and Parking Management on Darley Road

Motion: (Byrne)

THAT Council:

1. **Officers conduct a parking demand audit of Francis, Huburt, Charles, Elswick and James Streets off Darley Road;**

2. **Consult with the community regarding solutions to help manage and mitigate parking impacts as a result of WestConnex construction work at the proposed Darley Road Dive Site;**
3. **Consult with the community regarding solutions to help manage construction traffic impacts as a result of WestConnex construction work at the proposed Darley Road Dive Site;**
4. **Report the results of the consultation and recommended actions to the Traffic Committee at the earliest possible date; and**
5. **Begin investigating proactive mitigation strategies for other confirmed and proposed construction sites for the WestConnex and Sydney Harbour Tunnel projects.**

Motion Carried
For Motion: Crs Byrne, Da Cruz, Drury, Hesse, Kiat, Lockie, Macri, McKenna OAM, Passas, Porteous, Raciti, Stamolis and York
Against Motion: Nil

Suspension of Standing Orders

Motion: (Byrne/Passas)

THAT Council Suspend Standing Orders to hear from the registered speakers.

Motion Carried
For Motion: Crs Byrne, Drury, Kiat, Lockie, Macri, McKenna OAM, Passas, Raciti, Stamolis and York
Against Motion: Crs Da Cruz, Hesse and Porteous

ADJOURNMENT

Motion: (Byrne/Stamolis)

THAT Council adjourn 12 June 2018 Council Meeting and deal with the items from the adjourned 22 May 2018 Council Meeting.

Motion Carried
For Motion: Crs Byrne, Da Cruz, Drury, Hesse, Kiat, Lockie, Macri, McKenna OAM, Passas, Porteous, Raciti, Stamolis and York
Against Motion: Nil

Meeting was adjourned at 7.10pm

RESUMPTION

Motion: (Byrne/Stamolis)

THAT Council resume the 12 June 2018 Council Meeting.

Motion Carried
For Motion: Crs Byrne, Da Cruz, Drury, Hesse, Kiat, Lockie, Macri, McKenna OAM, Passas, Porteous, Raciti, Stamolis and York
Against Motion: Nil

The meeting resumed at 10.22pm

Councillor Passas left the Meeting at 10:30 pm.

C0618 Item 1 Callan Park Regional Skate Park Project

Motion: (Byrne/Drury)

THAT Council:

1. **Seek an urgent meeting with the NSW Minister for the Environment to advocate for support from the State Government for the development of a Regional skate park in Callan Park, adjacent to the NSW Ambulance Centre. At this meeting if agreed to, in addition, at this meeting Council requests:**

    a) **The Government's written response to adoption and implementation of the 2011 Callan Park Masterplan and the establishment of the Callan Park and Broughton Hall Trust;**
    b) **Clarification on the purpose and scope of the Landscape Structure Plan (LSP) for Callan Park;**
    c) **In relation to the Landscape Structure Plan (LSP) that council and the community be provided with:**

    - **An outline of all further community consultation planned and how that will be promoted widely across the community;**
    - **A process outlined on how written submissions will be received and assessed by the consultants;**
    - **A formal closing date for receipt for submissions to the Landscape Structure Plan; and**
    - **A commitment to put any preferred landscape plan on exhibition to allow for further consultation with the community.**

2. **Undertake a preliminary plans for a smaller skate facility for the location between Leichhardt Oval 2 and Leichhardt Park Aquatic Centre.**

Motion Carried
For Motion: Crs Byrne, Da Cruz, Drury, Hesse, Kiat, Lockie, Macri, McKenna OAM, Porteous, Raciti, Stamolis and York
Against Motion: Nil
Absent: Cr Passas

C0618 Item 2 Sydenham Green Landscape Interpretation

Motion: (Macri/McKenna OAM)

THAT Council:

1. **Endorse the revised Sydenham Green Landscape Interpretation design for tender and construction of Stage 1 works; and**

2. **Consider funding of Stage 2 works in future capital works programs.**

Motion Carried
For Motion: Crs Byrne, Da Cruz, Drury, Kiat, Lockie, Macri, McKenna OAM, Porteous, Raciti, Stamolis and York
Against Motion: Cr Hesse
Absent: Cr Passas

Councillor Passas returned to the Meeting at 10:40 pm.
Councillor Raciti left the Meeting at 10:49 pm.

C0618 Item 3 Pride in the Inner West

Motion: (York/Byrne)

THAT Council:

1. **Engage the Project Officer for the 2 year pilot period whilst establishing the Pride Centre;**

2. **Actively pursue engagement towards establishing the first phases of developing a Pride Centre in alignment with Council's Land and Property Management Strategy;**

3. **Actively promote its subscription to the ACON Pride and Diversity Program and that all Council staff, councillors and volunteers be provided with access to diversity and inclusion training;**

4. **Use the ACON guidelines (sexuality and gender indicators) where possible to progressively update Council forms and data collection information sources;**

5. **Note a mural installation on the Council property known as Newtown Neighbourhood Centre as part of the Perfect Match program. The intent of the installation would reinforce and embrace the Inner West as a safe, positive and friendly community; and**

6. **Seek to have all Council facilities engaged with the ACON, Welcome Here project to ensure they create and promote environments that are visibly welcoming and inclusive of Lesbian, Gay, Bi, Trans, Intersex and Queer (LGBTIQ) communities.**

Motion Carried
For Motion: Crs Byrne, Da Cruz, Drury, Hesse, Kiat, Lockie, McKenna OAM, Porteous, Stamolis and York
Against Motion: Crs Macri and Passas
Absent: Cr Raciti

Extension of Time

Motion: (Passas/Lockie)

THAT the meeting be extended for 30 Minutes.

Motion Carried
For Motion: Crs Byrne, Da Cruz, Drury, Hesse, Kiat, Lockie, Macri, McKenna OAM, Passas, Porteous, Stamolis and York
Against Motion: Nil
Absent: Cr Raciti

Councillor Raciti returned to the Meeting at 11:02 pm.

C0618 Item 4 Council Support for WestConnex Dilapidation Reporting

Motion: (McKenna OAM/Byrne)

THAT Council:

1. **Implements an independent WestConnex dilapidation reporting service at no cost to eligible property owners by way of Option 1 described in this report;**

2. **Includes as part of this service appropriate disclaimers - noting that even with these disclaimers, Council could be exposed to liability;**

3. **Considers a report back to Council on further options should the demand for the service exceed the resources available by way of Option 1; and**

4. **Supports this service by providing written advice on Council's website on the dilapidation reporting service.**

5. **Advise councillors by memo or report:**

   a) **When the officer training has been undertaken; and**
   b) **What quality control is in place.**

Motion Carried
For Motion: **Crs Byrne, Da Cruz, Drury, Hesse, Kiat, Lockie, McKenna OAM, Porteous, Stamolis and York**
Against Motion: **Crs Macri, Passas and Raciti**

Foreshadowed Motion: (Stamolis)

THAT Council:

1. **Implements an independent WestConnex dilapidation reporting service at no cost to eligible property owners by way of Option 2 (Part Time) described in this report;**

2. **Includes as part of this service appropriate disclaimers - noting that even with these disclaimers, Council could be exposed to liability;**

3. **Considers a report back to Council on further options should the demand for the service exceed the resources available by way of Option 2 (Part Time); and**

4. **Supports this service by providing written advice on Council's website on the dilapidation reporting service.**

The Mayor ruled this Foreshadowed Motion out of order in accordance with clause 5.1 of the Code of Meeting Practice.

C0618 Item 5 Joining the Committee for Sydney

Motion: (Macri/McKenna OAM)

THAT Council becomes a member of the Committee for Sydney.

Motion Carried
For Motion: Crs Byrne, Drury, Lockie, Macri, McKenna OAM, Passas, Raciti and York
Against Motion: Crs Da Cruz, Hesse, Kiat, Porteous and Stamolis

Suspension of Standing Orders

Motion: (Drury/Hesse)

THAT Council Suspend Standing Orders to bring forward Item 10 - Notice of Motion: Uluru Statement from the Heart.

Motion Carried
For Motion: Crs Byrne, Da Cruz, Drury, Hesse, Kiat, Lockie, Macri, McKenna OAM, Passas, Porteous, Raciti, Stamolis and York
Against Motion: Nil

C0618 Item 10 Notice of Motion: Uluru Statement from the Heart

Motion: (Drury/Da Cruz)

THAT Council:

1. **Acknowledges the challenges in the Uluru Statement from the Heart and calls on our national parliament to rise to these challenges and to establish a First Nations voice to parliament. We see the Uluru statement as a clear expression of Aboriginal and Torres Strait Islander Peoples view about the way forward for reconciliation ; and**

2. **Call on the General Manager to arrange for a submission to be prepared for the Mayor to submit to the Joint Select Committee on Constitutional Recognition Relating to Aboriginal and Torres Strait Islander Peoples.**

Motion Carried
For Motion: Crs Byrne, Da Cruz, Drury, Hesse, Kiat, Lockie, Macri, McKenna OAM, Porteous, Raciti, Stamolis and York
Against Motion: Cr Passas

Meeting closed 11.34pm

Item 6, 7, 8, 9, 11, 12, 13 and 14 were not considered at this meeting and will be listed on the Agenda for 26 June Council Meeting.

PUBLIC SPEAKERS:

Item #	Speaker	Suburb
Item 3:	Mat Howard	Marrickville
Item 4:	Rene Holmes	Ashfield
Item 5:	Eamon Waterford	Sydney (Committee for Sydney
Item 13:	Ray Stevens	Balmain
	Graham McCorkell	Balmain

Item No: **C0618 Item 1**

Subject: **PROPOSED NEW SSROC GOVERNANCE STRUCTURE**

Item 1

This matter was listed for consideration at the Council Meeting of 12 June 2018 and was deferred to the meeting to be held on 26 June 2018.

Prepared By: Ian Naylor - Manager Civic and Executive Support

Authorised By: Nellette Kettle - Group Manager Integration Customer Service & Business Excellence

SUMMARY

At the Southern Sydney Regional Organisation of Councils (SSROC) meeting held on 15 February 2018 it was agreed that consultation be undertaken with member councils to seek their input into proposed changes to the current business structure, which will see the establishment of a strategic organisational model. The purpose of this report is to outline these changes and also advise of preliminary discussions Council has held with councils in the Eastern Economic Corridor.

RECOMMENDATION

THAT Council give consideration to it's position on the proposed new SSROC Governance structure.

BACKGROUND

SSROC has been giving consideration to its governance structure and preferred business model since 2017. As an outcome of the amalgamation of councils the membership of SSROC has decreased from sixteen to eleven councils. That reform process provided an opportunity for SSROC to examine its governance and structure.

In March 2017, SSROC representatives agreed to the establishment of a Council of Mayors, however consideration and implementation of this proposal was subject to the appointment of delegates to SSROC once elected representatives were appointed to the amalgamated councils in the region.

The proposed model would see the replacement of the existing structure with a Council of Mayors, supported by a new General Managers Committee. The intention being to create a powerful strategic voice for southern Sydney which would have sufficient influence to merit regular meetings with the Premier to address key objectives of the metropolitan plan, regional issues and policy development.

In addition to this proposed change, SSROC, on advice received from NSW Fair Trading is required to change its corporation status. The attached report, SSROC Council of Mayors and Incorporation (December 2017), provides further background information in regard to the implications of both of these changes. The essential changes include the requirement for one voting delegate per council in the future (being the Mayor) and an alternate delegate being nominated by the Mayor. It is considered that the alternate delegate should be the Deputy Mayor rather than being nominated at the discretion of the Mayor. The document also details a recommended approach to establish the proposed Council of Mayors and the implementation of a more suitable business model.

At the same time as SSROC has been revisiting its governance and business model, officers have also been involved in preliminary discussions with a number of councils represented in the Eastern Economic Corridor (City of Sydney, Randwick, Bayside, North Sydney, Lane Cove, Ryde and Willoughby) in relation to forming a strategic alliance to jointly further the councils' interests in a range of areas and in particular for key State policies and projects that are impacting the Inner West in the short, medium and long term.

The Eastern Economic Corridor has been identified by the Greater Sydney Commission as the State's greatest economic asset, requiring ongoing investment to create new businesses opportunities and ensure long-term growth. As of June 2017, this corridor employs more than 900,000 people and generates $224,000,000 or 10% of Australian, 33% of NSW and 50% of Sydney's GDP making it the most significant corridor in the Australian economy. Its key sectors are business and finance, ICT, education, health, retail, hospitality and tourism. The economic output of this corridor is expected to grow 30% over the next 20 years. The corridor is home to 1.1 million people and is projected to house up to 1.45 million by 2036.

Council could achieve the following benefits of forming such a strategic alliance;

- Shared Infrastructure planning;
- Regional planning initiatives within the Greater Sydney District boundaries;
- Resource sharing for major projects;
- Potential for additional Federal and State funding;
- Sharing of economic data and analysis; and
- Shared economic studies.

In March this year, the Federal and State Governments together with eight western Sydney councils signed the Western Sydney City Deal. The City Deal is a 20 year agreement between the three levels of government to deliver a once-in-a-generation transformation of Sydney's outer west – creating the 'Western Parkland City'. City Deals are a new approach in Australia, bringing together the three levels of government, the community and private enterprise to create place-based partnerships. Given, the economic significance of the Eastern Economic Corridor, there is the potential for a city deal to be arranged in the near future.

Whilst discussions are in the early stages, both the Committee for Sydney and the Greater Sydney Commission have shown interest in working with such a group aligned to the Eastern Economic Corridor in the future. As such, it may prove to be more beneficial to Inner West interests to develop closer strategic alliances with these councils, rather than the traditional SSROC grouping in the longer term.

FINANCIAL IMPLICATIONS

Since the amalgamation, the cost of SSROC membership fees has decreased. In 2014/15, expenditure was $203,704, in 2015/16 expenditure was $208,593, in 2016/17 expenditure was $212,347 and with the amalgamation of councils and one membership, expenditure in 2017/18 was only $104,500. With the changes to the proposed governance structure and a reduction in the number of member councils, staff have made an allocation of $160,000 for the 2018/19 Budget.

OTHER STAFF COMMENTS

Nil.

PUBLIC CONSULTATION

Nil.

Item 1

CONCLUSION

SSROC has requested that each member council give consideration and respond to the new proposed governance structure for SSROC. In addition to this, Council has also commenced preliminary discussions with councils in the Eastern Economic Corridor to investigate the potential of working with the Committee of Sydney to present a strong, strategic voice to the State Government for this corridor.

ATTACHMENTS

1.⇩ SSROC Council of Mayors Proposed Structure

SSROC

SSROC Council of Mayors and Incorporation

December 2017

Southern Sydney Regional Organisation of Councils Incorporated (SSROC)

ABN 54 485 603 535

Item 1

SSROC Transition Options

Contents

1 Introduction....3
2 Purpose....3
3 Proposed Model....3
3.1 Council of Mayors....4
3.2 General Managers Committee....5
3.3 Committees....6
3.4 Secretariat....6
4 Membership Fees....7
5 Operational Scale....7
Appendix 1 SSROC Incorporated Status....8
Incorporation Issues....8
Company Limited by Guarantee....8
Non-Profit Status....9
Structural Implications....10
Directors....10
Prescription....10
Possible Business Models....11
WSROC....11
Hunter Councils....11
Recommended Approach....11
Work Stream 1: Roles and Responsibilities....11
Work Stream 2: Communications....12
Work Stream 3: Drafting the Constitution....12
Work Stream 4: Process....12
Work Stream 5: Additional advice needed....13
Attachment 1 SSROC Constitution....14

Attachment 1

SSROC Transition Options

1 Introduction

Establishing a Council of Mayors, supported by a Committee of General Managers, was chosen as the model for the ROC in future at a joint meeting of Delegates and General Managers in March 2017.

Council mergers at that time prevented further progress on the establishment. Now that the mergers have been proclaimed and the new councils duly elected, SSROC can proceed with this change.

The Southern Sydney Regional Organisation of Councils Inc (SSROC) is a collaboration of 11 councils in southern Sydney:

- Bayside Council
- Burwood
- City of Canada Bay
- Canterbury Bankstown Council
- Georges River Council
- Inner West Council
- Randwick City
- Sutherland Shire
- City of Sydney
- Woollahra
- Waverley

A Council of Mayors would greatly strengthen SSROC's advocacy function by ensuring that all Mayors actively participate in the development of policy positions. A Council of Mayors representing over 1.7 million people, or a third of the population of Sydney, could be a formidable influence in decision-making about and application of policies to the area.

2 Purpose

The purpose of this document is to put forward options for the establishment of the Council of Mayors.

This document is for the use of General Managers, Delegates and other relevant stakeholders considering the future of SSROC.

3 Proposed Model

The proposed model is represented graphically at figure 1. The existing ROC would be replaced with a Council of Mayors, supported by a new General Managers Committee.

Item 1

SSROC Transition Options

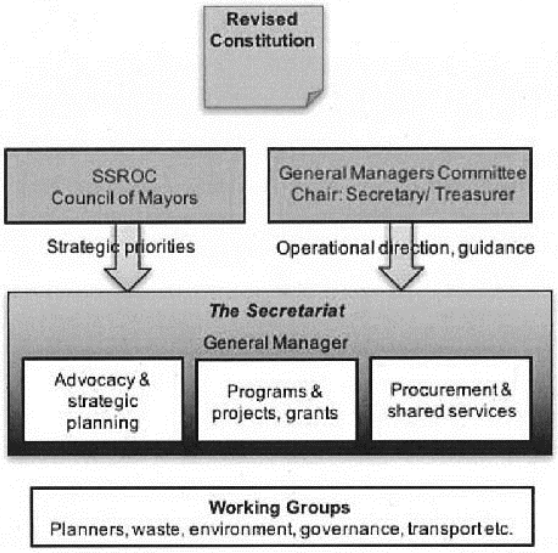

Figure 1 Council of Mayors

3.1 Council of Mayors

Converting the ROC into a Council of Mayors, is intended to establish a powerful strategic voice for southern Sydney. It would be intended to have sufficient influence to merit regular meetings with the Premier to address key objectives of the metropolitan plan, regional issues and policy development.

The state government's reform of the local government sector has aimed to develop within councils the strategic capacity required for an effective two-way partnership, enabling them to make much earlier contributions to the development of state policies.

When delegates, administrators and General Managers considered future options for SSROC at a facilitated workshop in March 2017, concerns were raised about the time that mayors would need to commit time to the Council of Mayors. For the Council of Mayors to be really effective, a time commitment would be necessary. It should be noted that, as delegates to SSROC, councillors already have a commitment to the region and to date no conflicts of duty have been identified as a result. The objectives of the Council of Mayors would be consistent with those of the ROC, and so the Constitution need not necessarily change (see box 1).

Attachment 1

SSROC Transition Options

Box 1 SSROC Constitution, section 2.

> **2. *Objectives***
>
> *i. To consider and assess the needs, disadvantages and opportunities of member Councils and of the Southern Sydney Region; to make representations, submissions and promotions relative to meet such needs, disadvantages and opportunities to Commonwealth and State Governments and Departments, Statutory Authorities and other appropriate bodies or individuals.*
>
> *ii. To submit to such Governments and other appropriate bodies, requests for financial assistance, policy changes and additional resources for the region or for member Councils.*
>
> *iii. To strengthen the role of Local Government in regional affairs, particularly where the region may be affected by Australian or NSW Government policy.*
>
> *iv. To facilitate a co-operative approach to the problems, opportunities and challenges of the region and to projects which benefit the region.*
>
> *v. To facilitate the exchange of ideas and experience between elected members and professional and technical staff to enable a joint approach to the development of skills and expertise within member Councils; and*
>
> *vi. To advance the interests of the region.*

It was also noted at the workshop that all SSROC delegates would have to be mayors and alternatives would have to be deputy mayors. This would require a change to the Constitution, which currently only requires Council to appoint two delegates "*one of whom should be the Mayor or the Administrator*".

It was agreed at that workshop that the Councils of Mayors model should be progressed, and that the issues raised could be resolved as it became effective.

Advantages:

- Could be a very powerful advocacy force.

Disadvantages:

- Increases the workload of mayors and deputy mayors,
- Reduces participation of other councillors,
- Depends upon availability of mayors and deputy mayors.

3.2 General Managers Committee

The Constitution already requires that Delegates elect General Managers to the positions of Secretary and Treasurer. To date the two roles have been combined and taken on by one General Manager. The Constitution would also require that the Secretary/Treasurer would be the Chair of a new General Managers Committee.

Currently, the General Managers meet 10 times each year, to discuss issues of common interest and to deal with SSROC matters arising as required. The

Item 1

formalisation of their role as a Committee of SSROC would give them greater oversight of the operations and finances of the Secretariat, and the opportunity for greater influence over the allocation of resources and the realisation of benefits by their Councils.

Advantages:

- Formalises the role that General Managers effectively play already,
- Increases the influence of General Managers over SSROC operations,
- Maintains strong alignment of SSROC priorities with those of member councils.

Disadvantages:

- Increases the dependence of the Secretariat on the active participation of member council General Managers.

3.3 Committees

The existing Program Delivery and Sustainability Program Committees were established to consider issues arising that are relevant to the regional, and to advise Delegates on those issues. In recent years, the work of the two committees has overlapped to the extent that it became more practical for them to meet as one. The timing, originally 2 weeks before each Ordinary Meeting of Delegates, did not align easily with the meetings or with the nature of issues being raised.

Under this proposal, the existing committees would cease to exist. A more responsive and flexible approach to getting advisory input from Councillors is proposed, with committees established to focus on specific issues (for example, the SEQ Council of Mayors had a committee solely for the Commonwealth Games bid). The committee could be wound up at the resolution of the issue. An advocacy committee could be responsible for reading submissions out-of-session to provide guidance, but with the provision that the Board would have the final say on all advocacy.

This change would require the Delegates (and potentially other Councillors) to endorse the approach, and to work with their colleagues to manage each Council's participation in responding to regional issues.

In the March 2017 workshop, there was discussion about the role of the committees, and the need for them to have a specific purpose such as a project or issue was agreed. However, they would only be advisory, and decisions would be made by the Council of Mayors.

There was also keenness for regular teleconferences rather than face-to-face meetings, which would improve flexibility for more active participation.

Advantages:

- Increases the participation of councillors in advocacy and other initiatives.

Disadvantages:

- Requires greater involvement and flexibility from councillors.

3.4 Secretariat

The SSROC Secretariat would remain unchanged day-to-day, but would have increased accountability to the General Managers of the Councils. The most important change would be a much more influential advocacy function as a result of having the strength of the Council of Mayors and input from Councillors.

Attachment 1

The Secretariat's other functions could be better aligned with Councils' priorities as a result of the strengthened General Managers' role.

4 Membership Fees

Councils annual subscriptions to SSROC have increased as a result of the total cost of the secretariat being shared between 11 councils instead of the former 16. Each council pays the same fee for full membership, and each has equal voting rights and opportunities to participate in programs and projects.

Associate members pay less, but have not voting rights and would not be represented on the General Managers Committee. There are currently no associate members.

Since each Council has equal voting rights and access to the same services, it is proposed to continue to share the costs equally between all member Councils.

Advantages:

- Maintains equity between member councils,
- Proportionately lower membership costs for merged councils.

Disadvantages:

- Proportionately higher membership costs for councils that have not merged.

5 Operational Scale

SSROC is currently regulated by the Office of Fair Trading (OFT) under the Associations Act, but its revenues exceed the $2 million threshold for an Incorporated Association. While much of this revenue has passed through the organisation as grant funding for specific projects or initiatives, much is also generated through procurement, and it can be a substantial sum: in 2015 income was $3.4 million.

In September 2016 NSW Fair Trading, which administers Incorporated Associations under the Department of Finance, Services and Innovation, wrote to SSROC stating that it is "appropriate that the Association now takes steps to transfer registration to another more appropriate corporate structure, such as cooperative or a company limited by guarantee, which provides a more robust regulatory framework."

The Secretariat has acknowledged the letter, explained the practical difficulties of changing status at this time of change among our member Councils, and has been allowed to continue to operate as an Incorporated Association SSROC until after the 2017 elections and the AGM in November 2017.

The Secretariat will therefore need to change its corporate status irrespective of any other changes, and is required to update Office of Fair Trading (OFT) by 31 March 2018 of its plan to transition to an appropriate corporate status.

OFT has suggested that a company limited by guarantee might be a more appropriate regulatory framework.

While the establishment of the Council of Mayors is independent of this issue, the changing the incorporated status of SSROC does need to be influenced by the future needs and plans of the Council of Mayors.

Therefore, an overview of the major issues associated with the need to change the incorporated status of SSROC is the subject of the paper attached at Appendix 1.

Item 1

Appendix 1 SSROC Incorporated Status

SSROC has been an Incorporated Association since its inception in 1986. As an Incorporated Association, it operates under the *Associations Incorporation Act 2009* (NSW) and *Associations Incorporation Regulation 2016* (NSW), administered by the Office of Fair Trading (OFT).

On 13 September 2016, the OFT wrote to SSROC's General Manager as public officer of SSROC, pointing out that the Associations Incorporation Act 2009 sets a financial threshold for Incorporated Associations of $2 million in income and/or total assets. SSROC, as an Incorporated Association, was significantly in breach of this threshold with reporting income in 2014/15 of $3.4 million and total assets of $5.3 million.

OFT suggested that a company limited by guarantee might be a more appropriate regulatory framework. The required SSROC to advice Fair Trading by 31 October 2016 of its intended course of action.

On 31 October 2016, SSROC sought to postpone any decision until after council's mergers and the September 2017 elections, because:

- several member councils at that time had Administrators,
- the Joint Organisation model had emerged, which would have implications for the decision-making process,
- much of the revenue comprised grant funding that could not be relied upon for future years.

The current status of the SSROC was noted by OFT, which agreed to a further review of the position after the council elections and AGM to be held in November 2017. An update of the position following these actions is required by 1 February 2018.

The General Manager further advised that at October 2017, SSROC did not have a President, and that the new Executive would be elected at the AGM on 16 November 2017: with no further meeting anticipated until mid-February, undertook to provide an update thereafter. OFT agreed to extend this deadline to 31 March 2018, and require that the update include an outline of the timeframe for transition and of steps taken to date.

Incorporation Issues

Company Limited by Guarantee

(This section is based on legal advice from Henry Davis York.)

A company limited by guarantee is a type of public company that can operate anywhere in Australia. It can perform all the powers of a body corporate, can enter into contracts and can sue and be sued in its own name. It has perpetual succession, is governed under the Commonwealth *Corporations Act 2001*, and regulated by the Australian Securities & Investments Commission (ASIC).

A company limited by guarantee is not required to have a constitution and may instead rely on the "replaceable rules" contained in the Corporations Act. However, it is common practice for a company limited by guarantee to adopt a constitution which allows it to modify or exclude the replaceable rules to suit its own needs. A copy of the constitution must be lodged with ASIC.

The company must have at least one company secretary and at least three directors. It must have at least one member, and there is no maximum number of members.

Attachment 1

The liability of each member is limited to the amount that member has agreed to contribute on the dissolution or winding up of the company, if the company's assets are not sufficient to discharge its debts or liabilities. This amount is fixed on incorporation and is often only a nominal amount.

Companies limited by guarantee have more onerous financial and other reporting requirements that incorporated associations do. With an annual consolidate revenue of more than $1 million (as SSROC does), they are required to:

- prepare a financial report;
- have the financial report audited;
- prepare a directors' report, although with less detail than that required of other companies; and
- give annual reports to any member who elects to receive them.

The major advantages and disadvantages are:

a) an incorporated association is governed by the legislation of the state or territory in which it is registered. As such, the obligations and requirements of an incorporated association can differ between the states and territories. Conversely, a company limited by guarantee can operate anywhere in Australia under a single act, the Corporations Act;

b) the more robust regime of directors' duties and reporting obligations required of a company limited by guarantee may be beneficial for corporate governance purposes as SSROC grows. Greater levels of corporate governance are appropriate for an entity which may be dealing with a substantial amount of revenue and this will provide member Councils within SSROC, and persons who deal with SSROC, higher levels of assurance in respect of its administration;

c) in addition to the costs of incorporation, the costs of operating a company limited by guarantee are higher (e.g. a company limited by guarantee must pay an annual review fee to ASIC in the amount of $1,176); and

d) an incorporated association that has gross receipts of more than $250,000 or current assets of more than $500,000 must submit audited financial statements each year to the members at an annual general meeting. Conversely, a company limited by guarantee with revenue of less than $1 million can elect to have its financial report reviewed, rather than audited which is a less onerous process. A company limited by guarantee with annual revenue over $1 million must have a financial report audited.

Non-Profit Status

At a workshop on 16 March 2016 Delegates discussed options to change SSROC's structure and governance. Delegates agreed that changes should:

1. Strengthen SSROC's advocacy function by establishing a Council of Mayors.
2. Retain the existing shared services functions of procurement, program management and internal audit.

This implies that it will be necessary to retain SSROC's non-profit status, as this is frequently a requirement to qualify for grants, and lends weight to advocacy programs by demonstrating that the organisation has no vested interests.

However, the business services of procurement, internal audit and business consultancy might be better suited to a different structure.

These two aspects of SSROC and its secretariat will need to be reconciled.

Structural Implications

(This section is based on legal advice from Henry Davis York.)

Membership of SSROC would remain unchanged. The existing requirement for each council to nominate two delegates could be accommodated. Assuming that the Council of Mayors model is adopted, then the Constitution would need to be amended to require those delegates to be the mayor and deputy mayor.

The new constitution could implement a structure whereby the Mayor of each member Council is appointed as a director of the company, although a board of 11 directors would be unusually large, and could become unwieldy.

The existing Executive arrangement could be preserved, although we note that the Corporations Act provides that key management personnel may be considered for the purposes of Act de facto or shadow directors if they overstep their usual role.

The constitution of a public company limited by guarantee typically provides that to the extent permitted by law every person who is or has been a director, company secretary or executive officer of the company is indemnified out of the property of the company against any liabilities for costs and expenses incurred by that person in certain circumstances.

Directors

Concern was raised at the workshop in March 2017 as to whether mayors (if they become directors of the board) under a corporate structure will have the time and experience to be an elected representative and also the director of a company.

General Managers have expressed concern that, if they became directors of a new SSROC Company Limited by Guarantee, there would be conflict between their duties as directors and their duties as council General Managers.

The same potential for a conflict between duty to the ROC and duty to the Council already exists under membership of SSROC. To date there have been no reports of any such conflict arising.

The inclusion of some independent directors might be a better option, as they could be more flexible in the role and could focus on making the business a success.

Prescription

The issue of prescription has often been raised in relation to procurement. Sometimes, it would be more practical and cost-effective for SSROC to be able accept tenders on behalf of member councils.

The main example of such circumstances is electricity tendering, when prices are only held for a maximum of 48 hours. It is not practical to obtain each participating council's individual acceptance in that time-frame, yet the aggregation of the supply drives the best pricing for this commodity. However, Councils can only delegate the acceptance of tenders to a prescribed organisation. Procurement Australia is used to enable this process because it is a prescribed body under the Local Government Act and Regulation, but that service is a cost that could be avoided if SSROC were able accept the tender.

The Office of Local Government has recently advised that, as a company limited by guarantee, SSROC could seek prescription. The secretariat has asked for clarification of this and of the steps that would be involved. Hunter Councils intends to pursue prescription for its procurement operation.

SSROC Transition Options

Possible Business Models

SSROC is not unique in facing these challenges, and can learn from the ways in which other comparable organisations have overcome them. Hunter ROC has established and WSROC is currently implementing, new models for their operations.

WSROC

Attached (1) is the structure that WSROC is implementing immediately, and attached (2) is the structure that WSROC wants to achieve in the long term, taking into account the possibility of metropolitan joint organisations.

Hunter Councils

Hunter Councils is an incorporated association, a pilot Joint Organisation (JO), and is the advocacy body for 11 Councils. The Board consists of the Mayors of each of the 11 Councils. Although, in relation to the governance of the pilot JO, the evaluation report noted that the governance structure was not effective as meetings were either poorly attended or there were up to 30 representatives of differing political persuasion and status which were also a mixture of permanent and non-permanent delegates. Their aim is to improve their governance by having only Mayors as Board Members with no alternative members.

The businesses of Hunter Councils are held in companies limited by guarantee; Strategic Services Australia Limited and Hunter Councils Legal Services Limited. Those businesses are:

- Real Film Festival
- Local Government Training Institute
- Screen Hunter
- Regional Procurement
- Regional Procurement Initiative
- Strategic Services Australia
- Hunter Records Management
- Upper Hunter Taxis
- Hunter Records Storage
- Local Government Legal Services

The CEO of Hunter Councils has advised that the JO pilot was a "bit of a non-event" as they already work together and have a structure. However, DPC now attend all their meetings and the government agencies are very engaged.

Hunter Councils intend to keep the companies as they are now that the relevant legislation has been passed. The advocacy body, Hunter Councils, will probably become the joint organisation.

Recommended Approach

The Secretariat recommends the following work streams to enable it to transition to support and achieve the aims of the Council of Mayors, while also satisfying the requirement of the OFT that SSROC changes to a corporate status that is suitable for its scale.

Work Stream 1: Roles and Responsibilities

The company limited by guarantee requires specific roles to be filled: members, directors, company secretary and public officer. A decision needs to be made as to whether the secretary becomes a director.

These roles need to be reconciled with the requirements of the preferred business model of Council of Mayors with Committee of General Managers.

It will be necessary to spell out the accountabilities, responsibilities, benefits and general expectations of each role, and to convey these to the potential position-holders. This may include obtaining further advice on directors' duties including employment and tax law issues.

The "candidates" will then need to be consulted as to their willingness to fulfil the role that has been identified for them, and any training or skills development needs identified.

The mechanisms need to be identified whereby the core business functions of advocacy, shared services/procurement and program/project management are given direction. Any other enablers required (e.g. technology, committee design) will also need to be identified and addressed.

Responsible: Secretariat and consultants, with Executive and General Managers.

Work Stream 2: Communications

The Delegates are busy and it can be difficult for them to find time to engage on issues that are complex and not directly related to their role as Councillors. It will be necessary to find a way to explain the reason for the changes, why the changes matter to them, and how we plan to achieve them.

The objective of this stream will be to ensure that the new Constitution/Replaceable Rules and the transfer to a company, will be approved by a fully engaged and informed SSROC special resolution when relevant meeting occurs.

Responsible: consultants, as it might be helpful to have this done by someone seen as independent of Secretariat, GMs and Councillors.

Work Stream 3: Drafting the Constitution

The new company and Council of Mayors will need to be reflected in the terms of the Constitution and/or Replaceable Rules, as well as conforming to the Corporations Act and ASIC requirements.

The key issues and themes that arise in the drafting will need to be resolved by consultation with the relevant stakeholders, and explanation/justification conveyed through the communications channel.

Responsible: Secretariat and Henry Davis York

Work Stream 4: Process

A special resolution would be required from an Ordinary Meeting of the ROC and the procedure for transitioning to a company limited by guarantee would have to be followed, including transferring registration, applying to the Australian Securities and Investments Commission (ASIC) to transfer incorporation to a company, notifying Registry Services, and updating all records (e.g., bank accounts, tax authorities, funding bodies).

The process of transfer will need to be managed, including:

- maintaining 'not for profit' status and pay roll tax exemption
- completing the application to transfer,
- deciding the approach to ABN
- identifying all parties that need to be notified
- ensuring that each notification is correctly handled.

Responsible: accountants

SSROC Transition Options

Work Stream 5: Additional advice needed

The advice from Henry Davis York is black-letter law, which is required to explain the processes needed, but will need to be considered in light of the main rationale for SSROC of providing community benefit.

During the transition process, more questions will arise that will need further advice and decisions. Below are some that have already arisen:

- Is there a conflict, and if so, how can it be managed with Mayors representing their LGA and representing the region?
- What can be done with monies earned beyond what is needed to run the Secretariat?

Item 1

SSROC Transition Options

Attachment 1 SSROC Constitution

This section comprises the Constitution in full.

Constitution of the Southern Sydney Regional Organisation of Councils

1. **Name**

The name of the Organisation is the Southern Sydney Regional Organisation of Councils, hereunder referred to as "the Organisation".

2. **Objectives**

i. To consider and assess the needs, disadvantages and opportunities of member Councils and of the Southern Sydney Region; to make representations, submissions and promotions relative to meet such needs, disadvantages and opportunities to Commonwealth and State Governments and Departments, Statutory Authorities and other appropriate bodies or individuals.

ii. To submit to such Governments and other appropriate bodies, requests for financial assistance, policy changes and additional resources for the region or for member Councils.

iii. To strengthen the role of Local Government in regional affairs, particularly where the region may be affected by Australian or NSW Government policy.

iv. To facilitate a co-operative approach to the problems, opportunities and challenges of the region and to projects which benefit the region.

v. To facilitate the exchange of ideas and experience between elected members and professional and technical staff to enable a joint approach to the development of skills and expertise within member Councils; and

vi. To advance the interests of the region.

Attachment 1

SSROC Transition Options

3. Membership

i. Membership of the Organisation is composed of, but not restricted to, the following Councils:-

Ashfield Council
Bankstown City Council
Botany Bay City Council
Burwood Council
City of Canada Bay
City of Canterbury council
City of Sydney council
Hurstville City Council
Kogarah City Council
Leichhardt Council
Marrickville Council
Randwick City Council
Rockdale City Council
Sutherland Shire Council
Waverley Council
Woollahra Municipal Council

ii. A register of members will be kept at the principal place of administration of the association.

4. Representation

i. A member Council will be represented on the Organisation by two delegates.

ii. A member Council shall annually appoint two persons representing the Council to the Organisation, one of whom should be the Mayor or the Administrator. Each such delegate may hold office until the appointment of his/her successor.

iii. The office of delegate shall become vacant if the delegate:-

(a) ceases to hold office at his/her Council;

(b) resigns by letter addressed to the delegate's Council;

(c) is absent from three consecutive meetings of the Organisation without having obtained leave of absence from the Organisation; or

(d) is replaced by his/her Council at any time.

iv. Where the office of a delegate becomes vacant, the Council shall appoint another delegate.

v. Where either delegate of a Council is unable to attend a meeting of the Organisation, the Council may be represented by another member of the Council duly appointed for the purpose of being an alternative delegate. Such other member may, during the absence of a delegate of his/her Council, act in his/her place and be subject to vacation of the position in the same way as the delegate.

5. Meetings

i. The delegates shall hold ordinary meetings of the Organisation at least every three months and the meeting held during November shall be the Annual General Meeting. The delegates may also hold special meetings of the Organisation as and when required.

ii. The Financial Statements and Annual Report of the Organisation shall be submitted to a meeting of the Organisation to be held not 30 November each year.

iii. Meetings shall be held, in turn, at an office of each member Council or as decided by the Organisation.

iv. The Secretary shall notify each member Council and delegate of meetings not less than 7 days before each meeting and of the nature of the business to be dealt with at the meeting and, in the case of Special Meetings, 48 hours notice must be given.

v. The Secretary shall send minutes of each meeting to each member and delegate not more than fourteen days after the meeting.

vi. At every meeting of the Organisation the President shall preside but if he/she is not present the Senior Vice President shall preside; if he/she

is not present the Junior Vice President shall preside or if he/she is not present the members shall elect a Chairman to preside at that meeting.

vii. Any elected representative of a member Council may attend and speak at meeting of the Organisation. Any senior officer of a Council which is a member may also attend and speak at meetings of the Organisation with the consent of a delegate of his/her Council and the President or meeting Chairman.

viii. A Special Meeting of the Organisation may be called by:

(a) The President

(b) Notice to the Secretary signed by three delegates.

6. Voting

i. At meetings of the Organisation each delegate, and each bona fide alternative delegate representing a delegate, shall be entitled to vote. Each member Council shall therefore have two votes.

ii. The President shall have both a deliberative vote and, in the event of equality of votes, a casting vote, other than in the election of President. Senior Vice President, or Junior Vice President.

iii. The election of the Executive being the positions of:

(a) President

(b) Senior Vice President

(c) Junior Vice President

shall be conducted in accordance with the provisions of the Local Government Act for the election of Mayor and Deputy Mayor.

7. Quorum

i. A quorum at a meeting of the Organisation shall consist of a number being at least half the number of member Councils.

ii. A quorum of a Standing Committee of the Organisation shall be two.

8. Business at Meetings

The business conducted at a meeting of the Organisation shall consist of:

i. Matters of which due notice has been given by a member Council or delegate.

ii. Matters which the President determines to be of urgency;

iii. Consideration of recommendations, reports and correspondence;

and otherwise as the meeting by majority vote may decide from time to time.

9. Procedure

The procedure at a meeting of the Organisation shall be in conformity as far as possible with the procedure for meetings of Council and Committees as prescribed by the Local Government Act 1993 and the Local Government (Meetings) Regulation 1993 subject to such arrangement as may be made from time to time by the Organisation.

10. Powers of the Organisation

i. The Organisation shall, for the mutual benefit of the member Councils have power, in accordance with this Constitution, to:-

(a) Make submissions to the Australian and New South Wales Government or any department of those Governments, or other organisations, in respect of the areas of the member Councils;

(b) Carry out the objectives of the Organisation; and

(c) Receive funds in respect of the:-

i. staffing of the Organisation;

ii. carrying out of projects or studies agreed by the Organisation;

iii. for any purpose that may be authorised by the Organisation.

ii. These powers shall not affect the right of an individual Council acting in its own right on any matters.

iii. The control, regulation, maintenance and management of the exercise of these powers is vested in the meetings of delegates in accordance with the constitution subject to any delegation of authority which may have been granted.

iv. By resolution, and within limits defined in such resolution, to authorise the Executive, a member Council representative, a staff member or a properly appointed sub-committee consisting either whole or in part of elected representatives, staff or other persons to exercise or perform on behalf of the Organisation any power, authority, duty or function, the Organisation, by resolution reserves for itself.

11. Executive of the Organisation

The Executive of the Organisation shall be the President, Senior Vice Presldent and Junior Vice President, being elected members representing member Councils.

i. The President, Senior Vice President and Junior President shall be elected from among the delegates each year at the Annual General Meeting. An election shall also be held for any casual vacancy occurring among the Executive and any Executive member so elected shall hold office until the next annual election of the Executive.

ii. The Organisation shall appoint a Secretary and a Treasurer.

iii. The President, Senior Vice President and Junior Vice President of the Organisation in office prior to the Annual General Meeting of the Organisation to held in November 2003 remain in office until the first Ordinary Meeting of the Organisation to be held after the ordinary election of councils to be held on Saturday 27 March 2004.

12. Powers of the President

i. The President shall preside at all meetings of the organisation at which he/she is present.

ii. The President, unless otherwise directed by resolution of the Organisation shall:-

(a) Carry on the regular services and operations of the Organisation within the sums voted by the Organisation for expenditure thereon and in accordance with the constitution and the resolutions of the Organisation.

(b) Control and direct staff of the Organisation.

(c) Suspend any staff of the Organisation and, if necessary, arrange for the carrying on of the duties of that staff member until the next meeting of the Organisation.

(d) Authorise the payment of the salaries and wages of the staff of the Organisation within the sums voted by the Organisation for expenditure thereon.

(e) At any meeting of the Organisation remove or cause the removal of any member of the Organisation, or any elected member of any member Council who, after warning, is guilty of disorder, and at the same or any subsequent meeting, exclude or remove such member unless he/she apologises without reservation.

(f) Give effect to any decision of the Organisation.

(g) Be authorised to make press statements on behalf of the Organisation and authorise any member of the Organisation to make press statements and undertake the day to day administrative requirements.

(h) Call Special Meetings of the Organisation subject to 48 hours notice being given to delegates, except in cases of emergency.

13. Staff

The Organisation shall have the power to appoint any such staff as the Organisation may require from time to time.

14. Advisory Sub-Committees

i. The Organisation may, from time to time, appoint any number of Committees in connection with any work, activity or object of the Organisation.

ii. The Organisation shall have power to co-opt any person to assist and/or comprise a Sub-Committee

15. Office

The Office of the Organisation shall be at such place as the Organisation may, from time to time, appoint.

16. Financial Year

The Organisation's financial year shall commence on 1st July and terminate on 30th June of the following year.

17. Finance

i. The Organisation shall determine, prior to 31st May each year, an Annual Budget which will include:-

- the amount of proposed expenditure by the Organisation;
- the amount in hand available for such expenditure; and
- any additional amount required to be raised to meet such expenditure.

ii. In the event of any expenditure not covered by the Annual Budget, the Organisation shall prepare a statement showing:-

- the amount and nature of the extraordinary expenditure;
- the amount in hand available to meet the expenditure after allowing for estimated ordinary expenditure for the balance of the year; and
- any additional amount required to be raised to meet extraordinary expenditure.

iii. The financial contribution by member Councils towards costs of the organisation shall be equal.

iv. The Organisation shall pay monies received by it to a bank account held in the name of the Organisation and shall use such monies for the purpose of, and subject to, the terms of this Constitution.

v. All accounts shall be operated upon in such manner and by such persons as the organisation shall from time to time determine.

Item 1

vi. The accounts of the organisation shall be kept according to the same principles as the accounts of a member Council and in such books and form as are approved by the auditors of the organisation.

vii. (a) The Organisation shall appoint an auditor who shall annually audit the accounts of the Organisation.

(b) The audited accounts shall be presented to a meeting of the Organisation prior to 30th November each year.

viii. The assets and income of the Association shall be applied solely in furtherance of its above mentioned objectives and no portion shall be distributed directly or indirectly to the members of the Association except as bona fide compensation for services rendered or expenses incurred on behalf of the Association.

18. Annual Report

The Organisation shall submit an Annual Report to each of the member Councils with the notice of the Annual General Meeting.

19. Co-operation

For the purpose of performing any powers, duties or functions, the Organisation may make use of the services of an employee of a member Council if the prior approval of the Council is obtained.

20. Associate Members

The Organisation may permit a Council or entity not currently a member of the Organisation to become an associate member. Associates may only engage in procurement, commercial or other activities as determined by the Organisation.

Applicants for associate membership shall sign and forward to the Organisation an application to the effect that [Name of Applicant] desires to become an associate member of the Southern Sydney Regional Organisation of Councils Limited and agrees to be bound by the Constitution of the Organisation and pay the associate membership contribution determined by the Organisation.

The Secretary shall place applications for associate membership before the first meeting of the Organisation after the application for associate membership has been received.

Attachment 1

The Organisation's decision shall be final and conclusive as to whether any entity shall be admitted as a member or associate.

21. Termination of Membership

A Council may withdraw from membership of the Organisation on giving six months' notice of termination to the Organisation. When such termination takes effect, no contribution shall be refunded, no funds will be distributed and the Constitution remains in force between the remaining members of the Organisation.

22. Amendments

This Constitution may be altered from time to time by a resolution passed at a meeting of the Organisation by votes equivalent to three fourths the number of members entitled to vote.

23. Amalgamation of the Organisation

Where it furthers the objects of the Association to amalgamate with any one or more other organisations having similar objects, the other organisation(s) must have rules prohibiting the distribution of its (their) assets and income to members; and must be exempt from income tax.

24. Termination of the Organisation

Upon the termination of this Organisation the debts and liabilities of the Organisation shall be discharged out of the assets of the Organisation. The balance of the assets shall be shared equally by the member Councils remaining immediately before the termination of the Organisation.

In the event of there being no member Councils remaining, the amount which remains after such dissolution and the satisfaction of all debts and liabilities, shall be transferred to any organisation which has similar objects and which is exempt from income tax.

25. Members' Liabilities

The liability of a member of the Organisation to contribute towards the payment of the debts and liabilities of the Organisation or the costs, charges

and expenses of the termination of the Organisation is limited to the amount, if any, unpaid by the member in respect of membership of the Organisation.

26. Common Seal

The common seal of the organisation is kept in the custody of the Secretary/Treasurer. The common seal must only be affixed to an instrument with the authority of the Executive.

27. Custody of Books

The Secretary/Treasurer must ensure the safe keeping of all records, books and other documents relating to the organisation.

28. Inspection of Books

The records, books and other documents of the organisation must be open to inspection, free of charge, by a member of the association at any reasonable hour.

29. Payroll Tax

The Organisation (being a wholly-owned subsidiary of 2 or more councils) may, at the discretion of the member Councils, pay the member Councils an amount approximately equivalent to the amount of tax that would be payable by the Organisation under the Payroll Tax Act 2007 (NSW) but for the exemption set out in section 59 of that Act.

WSROC – The Future - Proposed Structure for a Western Sydney Organisation of Councils

Attach 1 (WSROC)

A metropolitan Organisation of Councils proposed for Western Sydney comprises two entities.

Advocacy & Regional Leadership

Western Sydney Councils Inc.

This is a new organisation.

Board of Western Sydney Councils [Mayors + a single alternative Councillor]

+ Reg Co-ord DPC
+ GSC Commissioners
+ WS Parl Sec
+ GMs

4 meetings per year

Strategic Intent
Priority setting
Oversight

Governance and administration

Professional Groups and Task Groups.

Commercial Enterprise

WSROC Ltd.

This is the existing WSROC company.

Board of WSROC Ltd [GM of Council]

6 meetings per year

Today

Western Sydney Airport.

Western Sydney Rail Needs.

Western Sydney BusInvest.

Urban Heat.

Western Sydney Health – obesity and diabetes

Joint Procurement

Federal / State Grants
- Regional Waste Strategy

Program/Project Management
- Light Years Ahead V2
- Energy Efficiency Program
- Animal Holding Facilities

Tomorrow

Road Maintenance Funding and Tolls.

Great Western Walk

Western Sydney Iconic Events.

- Regional leadership and advocacy.
- Regional strategic planning and priority setting.
- Intergovernmental collaboration at the highest level.
- Setting goals and objectives for WSROC Ltd and its programs and business units.
- Oversight of WSROC Ltd.

The business units of WSROC Ltd. These are just examples of the types of potential opportunities. Some of these could involve public/private partnerships.

Legal Services | Consultancy | Tourism

Records Management | Shared Services | Investment/Trade Desk

Training Services | Recruitment Services

Program/Project Management Services

Economic Development

SSROC Ordinary Meeting, 24 May 2018

36

Attachment 1 **Item 1**

Why two entities?

The purpose of the organisations and the nature of the work is fundamentally different.
Advocating vs running businesses.

Advocacy & Regional Leadership

Western Sydney Councils Inc.

- This is a new organisation.
- Incorporated Association.
- NSW Associations Incorporation Act 2009.
- Cannot conduct commercial enterprise.

Board of Western Sydney Councils [Mayors + a single alternative Councillor]

+ Reg Co-ord DPC
+ GSC Commissioners
+ WS Parl Sec
+ GMs

- 4 meetings per year
- one vote per Council

1. Issues before the Board are more of a strategic, advocacy and regional leadership nature, not operational.
2. The Board members are not legally bound to act in the interests of the Incorporated Association.
3. Board meetings far more attractive for Ministerial participation.
4. The participation of Reg Co-Ord DPC, GSC Commissioners and WS Parl Sec is relevant.
5. The frequency of meetings required are less than those of a Board overseeing commercial operations.
6. Due to nature of representation meetings need to be fixed well in advance and difficult to re-schedule.
7. The exposure of Mayors/Councillors to the risk of conducting commercial activities is removed.

Outcomes

Separation and alignment of the work streams for effective decision making in focussed forums.

Simplification of the governance to manage two fundamentally different work streams.

Removing exposure of Councillors to legal and commercial risks.

Attracting Ministers to Board meetings.

Attracting key influencers from State Government agencies to Board meetings.

Limiting the time commitment from Mayors.

Making the most of the GMs capabilities and time.

Enhanced advocacy standing within the Federal and State Governments "Cabinet of Western Syd Mayors".

Commercial Enterprise

WSROC Ltd.

- This is the existing WSROC company.
- Company Limited by Guarantee.
- Commonwealth Corporations Act.

Board of WSROC Ltd [GM of Council]

6 meetings per year

1. The Executive has previously approved an increased emphasis on WSROC becoming self-funding through commercial enterprise with the additional aim of generating revenue to support enhanced advocacy.
2. The Directors are legally obliged to act in the interests of the Company, not member Councils.
3. The Board is made up exclusively of skilled professionals.
4. The frequency of meetings can be adjusted to suit the intensity of commercial operations, some flexibility.
5. Participation of "Advocacy" stakeholder representatives from State Gov is inappropriate.
6. Commercial risk is compartmentalised in WSROC Ltd.

Attach 2 (WSROC)
ANNEX A to Draft Board Resolution
Structure of WSROC dated 4 Apr 17.

WSROC – The Future - Proposed Structure for a Western Sydney Organisation of Councils

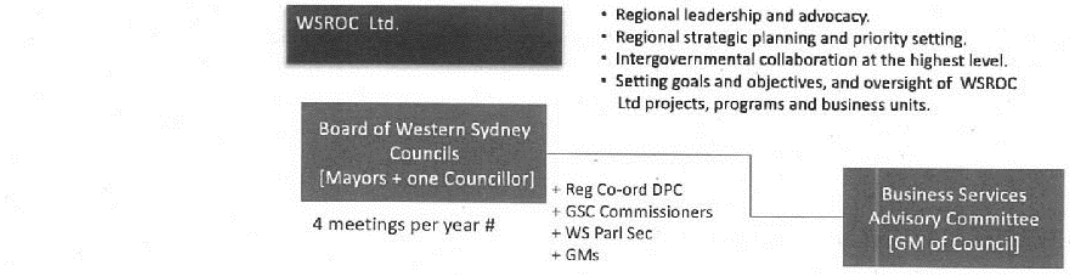

	Advocacy & Regional Leadership		Commercial Enterprise	
Today	Western Sydney Airport.	Urban Heat.	Joint Procurement	Program/Project Management • Light Years Ahead V2 • Energy Efficiency Program • Animal Holding Facilities
	Western Sydney Rail Needs.	Western Sydney Health – obesity and diabetes	Federal / State Grants • Regional Waste Strategy	
	Western Sydney BusInvest.			
Tomorrow	Road Maintenance Funding and Tolls.	Western Sydney Iconic Events.	The business units of WSROC Ltd. These are just examples of the types of potential opportunities. Some of these could involve public/private partnerships.	
	Great Western Walk		Legal Services	Consultancy / Tourism
			Records Management	Shared Services / Investment/Trade Desk
			Training Services	Recruitment Services
			Program/Project Management Services	
			Economic Development	

Note: Voting rights can only be exercised by those in attendance at Board meetings just like at Council meetings.

SSROC Ordinary Meeting, 24 May 2018

37

Attachment 2

Overview of the proposed

SSROC Council of Mayors

SSROC

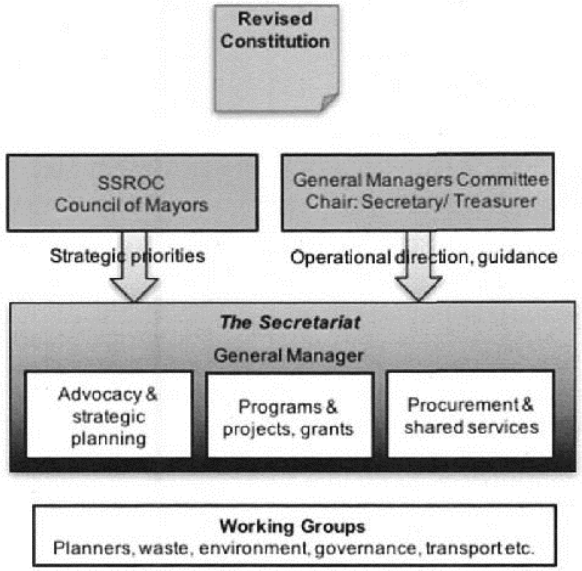

Proposal

Under a revised **Constitution** establish a **Council of Mayors,** whereby all ROC Delegates are Mayors, and one of whom is elected **President.**

Each member Council may nominate an **Alternative Delegate**, preferably the Deputy Mayor.

The **Executive,** comprising the President, 2 other elected Mayors, the Secretary and the Treasurer (General Manager/s) makes out-of-session decisions and directions when necessary.

The **General Managers** Committee provides day-to-day operational direction to the **Secretariat.**

Councillors of all member Councils may participate in issue-based Working Groups such as the drafting of **regional policies** and **advocacy** for southern Sydney.

This proposal is for consideration at the next ordinary meeting of SSROC Delegates. It originated with the Sturgess Report of February 2014, which proposed a similar model to re-frame the ROC to increase its effectiveness as an advocacy body, by establishing a platform for the region's Mayors to collectively promote the interests of southern Sydney. It reflects the deliberations of the Delegates and General Managers workshop of March 2017.
The South-East Queensland Council of Mayors is an example (seqmayors.qld.gov.au).

Item No: **C0618 Item 2**

Subject: **2017/18 THIRD QUARTER BUDGET REVIEW**

This matter was listed for consideration at the Council Meeting of 12 June 2018 and was deferred to the meeting to be held on 26 June 2018.

Prepared By: Daryl Jackson - Financial Partnering and Analytics Manager

Authorised By: Pav Kuzmanovski - Group Manager Finance

SUMMARY

Clause 203 of the Local Government (General) Regulations 2005 requires that a quarterly budget review be considered by Council, which shows revised estimates for income and expenditure for the financial year indicating whether Council's financial position is satisfactory and makes recommendations for remedial action where needed.

The Quarterly Budget Review Statement (QBRS) are prepared in accordance with the requirements of the Code of Accounting Practice and Financial Reporting. This report provides a comprehensive high level overview of Council's financial position as at 31 March 2018 in accordance with the Code, together with supplementary information. **Any forecast results are projections as at 30 June 2018.**

RECOMMENDATION

THAT:

1. **The report be received and noted; and**

2. **Council approves the budget adjustments required.**

DISCUSSION

This report provides an overview of Council's quarterly financial position as at 31 March 2018. The QBRS report is prepared in accordance with the Code of Accounting Practice and Financial Reporting. It includes information on Council's Operating, Capital and Net Budget Position as at 31 March 2018.

During the quarter, a detailed review of both the operating and capital budgets were undertaken to reconfirm the budget projections for the current financial year. A number of adjustments have been made (detailed below) which includes the rephrasing of revenue and expenditure into future years, the change of project deliverables due to staffing levels and the closing of the Ashfield Aquatics Centre on 15 April 2018.

Council has updated its projected budget result to $4.7 million including capital revenue against that reported in the 31 December 2017 QBRS of $4.6 million, an improvement of $93k. Excluding capital revenue, a deficit of $6.4 million has been projected against 31 December 2017 QBRS of ($6.2 million).This is primarily due to the expenditure of grants received and accounted for in prior years and expended in the current financial year.

The Capital Budget will be reviewed through the remainder of the financial year on an ongoing basis with the capital works managers.

Item 2

Cash Flow forecasts of major projects will be monitored ensuring the expenditure remains in line with the budget. March 2018 year to date capital expenditure totals approximately $27.8 million.

Executive Summary of Budget Movements.

The following are key movements with a brief explanation and impact on Council's budget:

- Decrease in Capital Expenditure of $5.6m predominantly funded by working capital
    - Transportation Capital Projects - $1.8m (refer to Item 6 below)
    - ICT Capital Projects - $1.9m (refer to Item 11 below)
    - Property Capital Projects - $1.2m (refer to Item 12 below)
    - Trees, Parks and Sportsfields Capital Projects - $0.7m (refer to Item 13)
- Forecast decrease in revenue relating to closure of Ashfield Aquatics Centre - $0.5m
- Forecast decrease in revenue relating to the reduction in operating hours of parking meters - $0.15m
- One off operating savings with in Trees, Parks and Sportsfields - $0.7m

Further details can be found in the March 2018 QBRS Movements section of this report.

Report by the Responsible Accounting Officer of Council

Section 203(2) of the Local Government (General) Regulation 2005 requires a report by Council's responsible accounting officer regarding the Council's financial position at the end of each quarter.

The responsible accounting officer is of the opinion that the Quarterly Budget Review Statement for the Inner West Council for the quarter ended 31 March 2018 indicates that Council's projected financial position at 30 June 2018 will be satisfactory.

FINANCIAL IMPLICATIONS

The proposed budget adjustments will see a net decrease in Council working funds of $5.7m. Any projects that have required a budget adjustment for current works, rephased from the 2016/17 financial year into 2017/18 will be completed during this financial year.

Other Staff Comments

All relevant staff have been consulted during the budget adjustment process.

Public Consultation
Nil

1) Primary Financial Statement

	Original Budget	Approved Changes		Proposed Adjustments	Forecast Budget	YTD Actuals
		Q1 Sept 17	Q2 Dec 17			
Income						
Rates and Annual Charges	$ 153,381	$ -	$ -	$ -	$ 153,381	$ 110,335
User Fees and Charges	$ 43,512	$ 189	-$ 0	-$ 716	$ 42,984	$ 31,665
Interest Income	$ 5,041	$ -	$ -	$ -	$ 5,041	$ 4,673
Other Income	$ 24,099	$ 256	$ 150	-$ 203	$ 24,302	$ 17,192
Operating Grants	$ 12,855	-$ 20	-$ 4,209	$ 533	$ 9,160	$ 5,742
Capital Grants and Contributions	$ 10,699	$ 60	$ 253	$ 500	$ 11,512	$ 11,240
Net Gain - Disposal of Assets	$ 51	$ -	-$ 201	-$ 237	-$ 387	$ 985
Total Income from Continuing operations	**$ 249,638**	**$ 485**	**-$ 4,007**	**-$ 123**	**$ 245,993**	**$ 181,833**
Expenditure						
Employee Benefits and Oncosts	$ 126,368	$ 0	$ 244	-$ 239	$ 126,374	$ 77,310
Interest Expense	$ 904	$ -	$ -	$ -	$ 904	$ 377
Materials and Contracts	$ 61,673	$ 324	-$ 2,237	-$ 397	$ 59,362	$ 42,485
Depreciation	$ 26,130	$ -	$ -	$ -	$ 26,130	$ 19,603
Other Expenses	$ 27,778	$ 140	$ 142	$ 420	$ 28,481	$ 18,405
Total Expenses from continuing operations	**$ 242,852**	**$ 464**	**-$ 1,850**	**-$ 216**	**$ 241,250**	**$ 158,180**
Net Operating Result from continuing operations	**$ 6,786**	**$ 21**	**-$ 2,157**	**$ 93**	**$ 4,743**	**$ 23,653**
Capital Expenditure						
Capital Expenditure - IPPE	$ 65,477	$ 373	-$ 1,622	-$ 5,610	$ 58,620	$ 24,949
Loan Repayments	$ 4,704	$ -	$ -	$ -	$ 4,704	$ 2,868
Total Capital Expenditure	**$ 70,182**	**$ 373**	**-$ 1,622**	**-$ 5,610**	**$ 63,324**	**$ 27,817**
Funding						
Net Working Capital Drawdown	$ 35,007	$ 352	$ 535	-$ 5,702	$ 30,192	$ 13,032
Depreciation Contra	$ 28,390	$ -	$ -	$ -	$ 28,390	$ 19,597
Total Funding	**$ 63,396**	**$ 352**	**$ 535**	**-$ 5,702**	**$ 58,582**	**$ 32,629**
Net Budget Position	**$ 0**	**$ 0**	**-$ 0**	**$ -**	**$ 0**	**$ 28,464**

Item 2

2) March 2018 QBRS Movements

Item	Description	$'000 Movement
	Income	
	User Fees & Charges	
1	Decreased Revenue - Ashfield Aquatic Centre	-$ 374
2	Decreased Revenue - Trees, Parks and Sports Fields	-$ 252
3	Decreased Revenue - Reduction in Parking Meters hours of operation	-$ 90
		-$ 716
	Other Income	
1	Decreased Revenue - Ashfield Aquatic Centre	-$ 143
3	Decreased Revenue - Reduction in Parking Meters hours of operation	-$ 60
		-$ 203
	Operating Grants	
5	Increased Revenue - Cycleway Projects	$ 315
6	Increased Revenue - Transportation Capital Projects	$ 94
7	Increased Revenue - Pavement Markings & Signs	$ 125
		$ 534
	Capital Grants & Contributions	
6	Increased Revenue - Transportation Capital Projects	$ 300
8	Decreased Revenue - Greenways Project	-$ 25
5	Increased Revenue - Cycleway Projects	$ 225
		$ 500
	Net Gain - Disposal of Assets	
4	Decreased Revenue - Proceeds of Sale of Plant & Equipment Rephased into Future Years	-$ 237
	Total Income	**-$ 122**
	Operating Expenditure	
	Employee Benefits and Oncosts	
2	Decreased Expenditure - Parks, Trees & Sportsfields open positions that have not been filled	-$ 239
		-$ 239
	Material and Contracts	
2	Decreased Expenditure - Trees, Parks and Sports Fields	-$ 777
4	Increased Expenditure - Fleet Management & Operations	$ 118
7	Increased Expenditure - Pavement Markings & Signs	$ 125
9	Decreased Expenditure - Stronger Communities Grants Program	-$ 350
10	Increased Expenditure - Urban Amenity Improvement Program	$ 440
14	Increased Expenditure - Visy Recycling Contract Education Contribution - Ashfield	$ 47
		-$ 397
	Other Expenses	
9	Increased Expenditure - Stronger Communities Grants Program	$ 350
4	Increased Expenditure - Fleet Management & Operations	$ 10
2	Increased Expenditure - Parks, Sportsfield Maintenance & Landscaping	$ 60
		$ 420
	Total Expenditure	**-$ 216**

Item	Description	$'000 Movement
	Capital Expenditure	
4	Decreased Expenditure - Plant & Equipment Rephased to Future Years	-$ 365
5	Increased Expenditure - Cycleway Projects	$ 540
6	Decreased Expenditure - Transportation Capital Projects	-$ 1,798
8	Increased Expenditure - Greenways Capital Budget	$ 250
10	Decreased Expenditure - Urban Amenity Improvement Program	-$ 440
11	Increased Expenditure - ICT Capital Projects	-$ 1,949
12	Increased Expenditure - Property Capital Projects	-$ 1,176
13	Decreased Expenditure - Parks, Trees & Sportsfields Projects Rephased to Future Years	-$ 672
	Total Capital Expenditure	**-$ 5,610**
	Net Working Capital Drawdown	
6	Decrease Reserve Drawdown- Transportation Capital Projects	-$ 2,192
8	Increase - Greenways Capital Budget	$ 275
11	Decrease - ICT Capital Projects	-$ 1,949
12	Decrease - Property Capital Projects	-$ 1,176
13	Decrease - Parks, Trees & Sportfields Projects Rephased to Future Years	-$ 672
14	Increase - Visy Recycling Contract Education Contribution - Ashfield	$ 47
15	Decrease - Transfer of surplus funds to working capital	-$ 37
	Total Net Working Capital Drawdown	**-$ 5,704**

Item 1 – Ashfield Aquatics Centre

Decreased User Fees & Charges	$374k
Decreased Other Income	$143k

This decrease in forecast revenue is due to the closure of the Ashfield Aquatics Centre (15 April 2018) for redevelopment. This includes hall hire and leases associated with the Bastable Street & Cadigal Room and aquatics revenue. The net impact of this is call upon working funds of $517k and will be offset against other savings made in the budget.

Item 2 – Trees, Parks and Sportsfield

Decreased User Fees & Charges	$252k
Decreased Employee Costs and Benefits	$239k
Decreased Materials & Contracts	$777k
Increased Other Expenses	$60k

The forecast revenue for outdoor venues hire has been reduced due to a decline in bookings for the winter period. This has been offset by reduced one off expenditure savings in the Trees, Parks and Sportsfield's budget. The net impact of this is a contribution to working funds of $704k and will be used to offset against calls on working funds.

Item 3 – Reduction in Parking Meters hours of operation

Decreased User Fees & Charges	$90k
Decreased Other Income	$60k

This reduction is associated with switching off Leichhardt main street parking meters from 7pm for the last quarter of 2017/18. We need to fund $150k of expenses that were previously funded by revenue from other sources which means we either find savings or reprioritize something else that was funded.

Item 4 – Fleet Management & Operations reforecast

Decreased net Gain on disposal	$237k
Increase Materials & Contracts	$118k
Increase Other Expenditure	$10k
Decreased Capital Expenditure	$365k

This adjustment is for the reforecast of Plant Purchases for the current financial year based on operational requirements. There will be no net impact on working funds for this adjustment.

Item 5 – Cycleway Projects

Increase Operating Grants	$315k
Increase Capital Grants & Contributions	$225k
Increase Capital Expenditure	$540k

Upon further review after the close of the Q3 review, this grant was recognized in 2016/17 and funds received in 2017/18. This entry will be reversed part of the next budget review.

Item 6 – Transportation Capital Projects

Increase Operating Grants	$94k
Increase Capital Grants & Contributions	$300k
Decrease Capital Expenditure	$1,798k
Decrease Working Capital Drawdown	$2,192k

This adjustment is to account for a number of renewal projects that will be rephased into future years via the quarterly budget review process. The projects include Roads, storm water and footpath projects that were unable to be delivered during the financial year. There will be no net impact on working funds for this adjustment. Projects are –

- Ashfield Town Centre upgrade – contractual extension of time due to latent conditions. Completion expected September 2018.
- Whytes Creek Trunk Drainage Design Contribution – the delay is mainly due to Sydney Water who are experiencing delays.
- Chester Street Footbridge replacement – the delay is mainly due to construction commencement delayed pending resolution of work method in proximity to high pressure gas main and utility approval.
- Blackmore Oval Wetland, due to an increase in OEH Grant with the acquittal likely to be in 2018/19.

Item 7 – Pavement Markings & Signs

Increase Operating Grants	$125k
Increase Materials and Contractors	$125k

This adjustment is to account for the increased operating grant received for Pavement marking and signs form the Roads and Maritimes Services. There will be no net impact on working funds for this adjustment.

Item 8 – Greenway Capital Budget

Decrease Capital Grants & Contributions	$25k
Increase Capital Expenditure	$250k
Increase Net Working Capital Drawdown	$275k

This adjustment is to reflect a matching funding agreement with the Roads and Maritimes Services related to the Greenway Project. There will be no net impact on working funds for this adjustment.

Item 9 – Stronger Communities Grants Program Reclassification

Decrease Material and Contractors	$350k
Increase Other Expenses	$350k

This adjustment is to reflect the reclassification of expenditure between within the reporting class for the Stronger Communities Funds project. There will be no net impact on working funds for this adjustment.

Item 10 - **Urban Amenity Improvement Program Reclassification**

Increase Material and Contractors	$440k
Decrease Capital Expenditure	$440k

This adjustment is to reflect the reclassification of expenditure between within the reporting class for the Urban Amenity Improvement Program. There will be no net impact on working funds for this adjustment.

Item 11 - **ICT Capital Projects**

Decrease Capital Expenditure	$1,949k
Decrease Net Working Capital Drawdown	$1,949k

This adjustment is to account for ICT projects that will be rephased into future years via the quarterly budget review process. There will be no net impact on working funds for this adjustment.

Technology One –

- HR Payroll due to unexpected integration problems of three payroll systems into CHRIS21.
- Property & Rating (CRM) commencement has been delayed to August 2018 due to delay in finalisation of the business area configuration.

Item 12 - **Property Capital Projects**

Decrease Capital Expenditure	$1,176k
Decrease Net Working Capital Drawdown	$1,176k

This adjustment is to account for a number of capital projects that will be rephased into future years via the quarterly budget review process. Rephased projects are –

- Telstra Site – 366C Darling Street, Balmain which is on hold pending Council's decision.
- Dawn Fraser Pool upgrade work due to a change in scope. Previously it was planned to refurbish the pool, now the scope is to demolish and rebuild above the high water level.
- Jarvie Park Youth Centre renewal works – the roof work has been completed with elevation work in progress. The budget has been realistically been rolled over into 2018/19 when work is scheduled to be completed.

Item 13 - **Trees, Parks and Sportsfields Capital Projects**

Decrease Capital Expenditure	$672k

Decrease Net Working Capital Drawdown	$672k

This adjustment is to account for a number of capital projects that will be rephased into future years via the quarterly budget review process. The projects include –

- Mort Bay project mainly due to resourcing and the contract to be awarded in June.
- Yurulbin Park restoration, contract to be awarded in June.
- Balmain Rowers club project due to Council waiting on a S96 approval.
- Richard Murden Reserve fencing renewal and upgrade which is contingent on the Greenway masterplan being on public exhibition in May.

There will be no net impact on working funds for this adjustment.

Item 14 - **Visy Recycling Contract Education Contribution – Ashfield**

Increase Material and Contractors	$47k
Increase Net Working Capital Drawdown	$47k

This adjustment is to account for restricted grants received in last financial year but spent in this financial year. There will be no net impact on working funds for this adjustment.

Item 15 - **Transfer of Surplus Funds to Working Funds**

Decrease Net Working Capital Drawdown	$37k

This adjustment is to account surplus funds identified in this quarterly budget review. Workings fund will be increased by $37K as a result of this quarterly budget review.

3) Summary Profit & Loss Statement

	Original Budget	Approved Changes		Proposed Adjustments	Forecast Budget	YTD Actuals
		Q1 Sep 17	Q2 Dec 17			
Income						
Rates and Annual Charges	$ 153,381	$ -	$ -	$ -	$ 153,381	$ 110,335
User Fees and Charges	$ 43,512	$ 189	$ -	-$ 717	$ 42,984	$ 31,665
Interest Income	$ 5,041	$ -	$ -	$ -	$ 5,041	$ 4,673
Other Income	$ 24,099	$ 256	$ 150	-$ 203	$ 24,302	$ 17,192
Operating Grants	$ 12,855	-$ 20	-$ 4,209	$ 534	$ 9,160	$ 5,742
Capital Grants and Contributions	$ 10,699	$ 60	$ 253	$ 500	$ 11,512	$ 11,240
Net Gain - Disposal of Assets	$ 51	$ -	-$ 201	-$ 237	-$ 387	$ 985
Total Income from continuing operations	**$ 249,638**	**$ 485**	**-$ 4,007**	**-$ 123**	**$ 245,993**	**$ 181,833**
Expenditure						
Employee Benefits and Oncosts	$ 126,368	$ 0	$ 244	-$ 238	$ 126,374	$ 77,310
Interest Expense	$ 904	$ -	$ -	$ -	$ 904	$ 377
Materials and Contracts	$ 61,673	$ 324	-$ 2,237	-$ 398	$ 59,362	$ 42,485
Depreciation	$ 26,130	$ -	$ -	$ -	$ 26,130	$ 19,603
Other Expenses	$ 27,778	$ 140	$ 142	$ 420	$ 28,481	$ 18,405
Total Expenses from continuing operations	**$ 242,852**	**$ 464**	**-$ 1,850**	**-$ 216**	**$ 241,250**	**$ 158,180**
Net Operating Result from continuing operations	**$ 6,786**	**$ 21**	**-$ 2,157**	**$ 93**	**$ 4,743**	**$ 23,653**
Net Operating Result before Capital Items	**-$ 3,964**	**-$ 39**	**-$ 2,209**	**-$ 170**	**-$ 6,382**	**$ 11,427**

Item 2

4) Service Unit P&L Summary

	Original Budget	Approved Changes		Proposed Adjustments	Forecast Budget	YTD Actuals
		Q1 Sep 17	Q2 Dec 17			
Income						
Children and Family Services	$ 18,199	$ -	$ -	$ -	$ 18,199	$ 10,896
Community Events	$ 90	$ -	$ -	$ 1	$ 91	$ 103
Community Services and Culture	$ 2,112	$ 316	$ 35	$ 20	$ 2,483	$ 1,649
Corporate Services	$ 7,161	-$ 290	-$ 222	-$ 312	$ 6,337	$ 7,775
Corporate Support Services	$ 124,166	$ -	-$ 2,844	$ -	$ 121,322	$ 81,702
Development Assessment	$ 3,926	-$ 391	$ -	$ -	$ 3,535	$ 4,105
Environment and Sustainability	$ 473	-$ 180	-$ 10	$ -	$ 283	$ 29
Footpaths, Roads, Traffic and Stormwater	$ 16,067	$ 241	-$ 1,421	$ 1,037	$ 15,924	$ 10,395
Library and Historical Services	$ 573	$ 90	$ -	$ -	$ 663	$ 620
Recreation and Aquatics	$ 10,278	$ 55	$ 440	-$ 408	$ 10,365	$ 7,811
Regulatory Services	$ 16,695	$ 431	$ -	-$ 75	$ 17,051	$ 11,197
Resource Recovery	$ 40,768	$ 189	$ -	$ -	$ 40,957	$ 35,842
Strategic Planning	$ 1,224	$ 52	$ 15	$ -	$ 1,291	$ 3,049
Trees, Parks and Sportsfields	$ 7,905	-$ 28	$ 0	-$ 386	$ 7,491	$ 6,658
Total Income from continuing operations	**$ 249,638**	**$ 485**	**-$ 4,007**	**-$ 123**	**$ 245,993**	**$ 181,833**
Expenditure						
Children and Family Services	$ 18,075	-$ 375	-$ 238	$ -	$ 17,462	$ 11,411
Community Events	$ 1,165	-$ 55	$ -	$ 50	$ 1,160	$ 1,006
Community Services and Culture	$ 9,933	$ 301	$ 148	$ 75	$ 10,456	$ 6,535
Corporate Services	$ 63,282	$ 9	$ 159	-$ 192	$ 63,258	$ 46,104
Corporate Support Services	$ 8,523	-$ 103	$ 155	$ 204	$ 8,779	$ 5,396
Development Assessment	$ 5,982	$ 174	$ -	$ -	$ 6,155	$ 3,411
Environment and Sustainability	$ 4,469	$ 63	$ 132	$ -	$ 4,664	$ 2,238
Footpaths, Roads, Traffic and Stormwater	$ 37,764	$ 17	$ 902	$ 113	$ 38,796	$ 22,961
Library and Historical Services	$ 10,247	$ 114	-$ 4	$ -	$ 10,357	$ 6,539
Recreation and Aquatics	$ 11,570	$ 166	$ -	$ 440	$ 12,175	$ 8,899
Regulatory Services	$ 13,683	$ 265	$ -	$ -	$ 13,948	$ 10,090
Resource Recovery	$ 34,450	$ 10	-$ 2,750	$ 45	$ 31,755	$ 18,668
Strategic Planning	$ 4,409	-$ 56	$ 576	$ 73	$ 5,002	$ 3,346
Trees, Parks and Sportsfields	$ 19,301	-$ 66	-$ 929	-$ 1,024	$ 17,281	$ 11,575
Total Expenses from continuing operations	**$ 242,852**	**$ 464**	**-$ 1,850**	**-$ 216**	**$ 241,250**	**$ 158,180**
Net Operating Result from continuing operations	**$ 6,786**	**$ 21**	**-$ 2,157**	**$ 93**	**$ 4,743**	**$ 23,653**

5) Capital Expenditure Statement

	Original Budget	Approved Changes Q1 Sep 17	Approved Changes Q2 Dec 17	Proposed Adjustments	Forecast Budget	YTD Actuals
Capital Expenditure						
Plant & Equipment	$ 6,824	$ -	-$ 1,124	-$ 365	$ 5,335	$ 2,441
Office Equipment	$ 4,595	$ -	$ 653	-$ 1,948	$ 3,300	$ 1,056
Land Improvement (Depreciable)	$ 11,732	$ 198	-$ 2,529	-$ 212	$ 9,189	$ 3,571
Buildings	$ 16,343	$ 115	$ 2,543	-$ 2,233	$ 16,769	$ 7,975
Aquatic Facilities	$ 1,630	$ -	$ 170	$ 75	$ 1,875	$ 867
Seawalls	$ 241	$ -	-$ 16	-$ 20	$ 205	$ 1
Wharves	$ 234	$ -	-$ 74	-$ 100	$ 60	$ -
Local Roads	$ 3,423	$ -	-$ 822	$ 7	$ 2,609	$ 1,375
Regional Roads	$ 1,270	$ -	$ -	$ 195	$ 1,465	$ 380
Bridges	$ 670	$ -	-$ 290	-$ 172	$ 208	$ 113
Footpaths	$ 2,389	$ -	-$ 400	$ -	$ 1,989	$ 1,094
Kerb & Gutter	$ 1,054	$ -	-$ 282	$ -	$ 772	$ 605
Traffic Devices	$ 1,779	$ -	$ 220	-$ 25	$ 1,974	$ 700
Car Parks	$ 485	$ -	$ -	$ 120	$ 605	$ 198
Storm Water Drainage	$ 4,240	$ 60	$ 127	-$ 263	$ 4,164	$ 1,068
Bicycle facilities	$ 2,665	$ -	-$ 1,391	$ 540	$ 1,814	$ 859
Town Centres	$ 5,765	$ -	$ 1,593	-$ 1,120	$ 6,238	$ 2,648
Roadside Furniture	$ 140	$ -	$ -	-$ 90	$ 50	$ -
Principal Repayments	$ 4,704	$ -	$ -	$ -	$ 4,704	$ 2,868
Total Capital Expenditure	**$ 70,182**	**$ 373**	**-$ 1,622**	**-$ 5,610**	**$ 63,323**	**$ 27,817**
Funding						
Rates and Annual Charges	$ 274	$ -	$ -	-$ 274	$ -	-$ 1
User Fees and Charges	$ -	$ -	$ -	$ -	$ -	-$ 3
Other Income	$ -	$ -	$ -	$ -	$ -	$ 14
Operating Grants	$ 2,483	$ -	-$ 1,365	$ 447	$ 1,565	$ 83
Capital Grants and Contributions	$ 2,409	$ 60	$ 253	$ 45	$ 2,767	$ 877
Net Gain - Disposal of Assets	$ 51	$ -	-$ 201	-$ 350	-$ 500	$ 670
Net Working Capital Drawdown (incl. Depreciation Contra)	$ 64,964	$ 313	-$ 309	-$ 5,477	$ 59,491	$ 26,178
Total Funding	**$ 70,181**	**$ 373**	**-$ 1,622**	**-$ 5,610**	**$ 63,323**	**$ 27,818**
Net Budget Position	**$ 0**	**$ 0**	**$ 0**	**-$ 0**	**$ 0**	**-$ 0**

Capital projects are reviewed on a monthly basis with a view to aligning cash flow budgets with deliverables.

Item 2

6) Cash & Investments – Restricted Held

	Opening Balance - 1 July 2017	Adopted Movements		Proposed Adjustments	YTD Proposed Movements	Forecast Closing Balance	YTD Balance
		Sep 17 Budget Review	Dec 17 Budget Review				
Externally Restricted							
Developer Contributions	$58,287	-$ 12,006	$ 2,372	$ 672	-$ 8,962	$49,325	$ 48,675
Specific Purpose Unexpended Grants	$24,652	-$ 13,954	-$ 119	$ 3,016	-$ 11,057	$13,595	$ 22,824
Domestic Waste Management	$16,672	-$ 532	$ 4,388	-$ 0	$ 3,856	$20,528	$ 46,860
Stormwater Management	$1,819	-$ 1,736	-$ 350	$ 170	-$ 1,916	-$97	$ 831
Green Living Centre	$59	$ -	$ -	$ -	$ -	$59	$ 59
SRV Income	$3,466	-$ 2,485	$ 1,286	$ 322	-$ 877	$2,589	$ 1,935
Debbie and Abbey Borgia Sinking Fund	$421	$ -	$ -	$ -	$ -	$421	$ 421
Mainstreet Levy	$395	-$ 12	$ -	$ -	-$ 12	$383	$ 395
3.5% Levy	$151	$ 110	$ -	$ -	$ 110	$261	-$ 558
Total Externally Restricted	**$105,922**	**-$ 30,614**	**$ 7,577**	**$ 4,179**	**-$ 18,858**	**$ 87,064**	**$ 121,442**
Internally Restricted							
Employment Leave Entitlements	$32,537	$ 500	$ -	$ -	$ 500	$33,037	$ 32,537
Deposits Retentions	$12,532	$ -	$ -	$ -	$ -	$12,532	$ 12,532
FAG	$2,844	$ -	-$ 2,844	$ 2,844	$ -	$2,844	$ 2,844
Total Internally Restricted	**$47,913**	**$ 500**	**-$ 2,844**	**$ 2,844**	**$ 500**	**$ 48,413**	**$ 47,913**
Unrestricted	**$50,971**	**-$ 33,635**	**-$ 4,198**	**-$ 765**	**-$ 38,598**	**$12,373**	**$ 56,497**
Total Funds	**$204,806**	**-$63,749**	**$535**	**$6,258**	**-$56,956**	**$147,850**	**$225,852**

Total Investment Portfolio As at 31 March 2018	**$225,853**

Council's cash position sees an unrestricted balance of $56.5 million as at 31 March 2018. The unrestricted balance will continue to diminish as Council expends it on operational expenses and capital projects during the financial year. The funds have been invested in accordance with Council's investment portfolio which saw Council's non fossil fuel investment at approximately $164.8m or 73% of its total portfolio as at the end of March 2018.

7) Contract Listing

Contractor	Contract Detail & Purpose	Contract Value (EXC GST)	Commencement Date	Duration Contract	Budgeted (Y/N)
Optimal Stormwater P/L	Blackmore Oval Wetland Improvement & Stormwater Harvesting Project	$550,000	22/03/2018	12 Weeks	Y
Regal Innovation P/L	Camperdown Park Seating & Picnic Area Upgrade	$535,523	21/03/2018	16.5 Weeks	Y
Glenn Simpson Landscapes Pty Ltd	Marrickville West PS Eco Garden	$384,891	8/01/2018	1 Year	Y
JRW Trading Pty Ltd	Waterfront Drive Sporting Ground Upgrade	$380,363	6/03/2018	12 Weeks	Y
Civil Works	Waterfront Drive Sporting Ground	$362,250	6/03/2018	10 Weeks	Y
Ballyhooly Civil Pty Ltd	Leichhardt Oval Stage 2 Various Works	$298,900	21/02/2018	3 Weeks	Y
Griffith Consulting Group	HPLC - Program 2018	$204,545	28/02/2018	1 Year	Y
Exeloo Pty Ltd	Replacement of Toilet at Summer Hill Car Park	$186,920	15/03/2018	8 Weeks	Y
Monadelphous Engineering Pty Ltd	Regent St Pipe Relining	$156,962	29/01/2018	1 Year	Y
Perigon Group Pty Ltd	Agency temp staff - Financial Services team	$154,545	8/03/2018	Various - 6 - 12 months	Y
Murphys Remedial Building Pty Ltd	Roof Repairs at Haberfield Library	$149,835	16/03/2018	6 Weeks	Y
Greythorn Pty Ltd	Proclaim Consultant - Con Seroukas	$136,588	1/07/2017	Ongoing contract	Y
Pipe Networks Limited	Pipe network- Ashfield Service Centre	$136,364	16/01/2018	24 Months	Y
SDL Project Solutions Pty Ltd	Remediation Of Rotunda Structure	$132,620	12/01/2018	4 Weeks	Y
Seovic Civil Engineering Pty Ltd	Salisbury Road-Diamond Grinding	$118,094	28/05/2018	2 Week	Y
Wilkie Group Pty Ltd	William St/Hubert St Stormwater Renewal	$89,455	15/03/2018	10 weeks	Y
Welsh & Major Architects	Upgrade of the Grandstand Building at Petersham Park	$70,050	8/01/2018	26 Weeks	Y
Marine & Civil Maintenance	Booth St Bridge Arch Remediation	$68,898	29/01/2018	4 weeks	Y
Micromex Research	Community Satisfaction Survey	$62,300	29/01/2018	1 Year	Y
ID Consulting Pty Ltd	Subscription for Consulting Services	$62,000	21/02/2018	1 Year	Y
Toxfree Australia Pty Ltd	Chemical Collection at St Peters Depot for drop off events	$59,091	1/07/2017	Ongoing contract	Y
Boden Pty Ltd	Provision for SES Loft	$59,000	20/03/2018	4 Weeks	Y
Galaxy 42 Pty Ltd	Existing work undertaken by Consultant on the Assets solution	$58,500	1/03/2018	8 Weeks	Y

Above is a listing of contracts Council entered into during the period 1 January to 31 March 2018.

Item 2

8) **Consultancy & Legal Expenses**

Expense	Expenditure YTD	Budgeted (Y/N)
External Legal Fees	$ 803	Y
Consultancy Fees	$ 3,271	Y

A consultant is a person or organisation engaged under contract on a temporary basis to provide recommendations or high level specialist or professional advice to assist decision making by management. Generally it is the advisory nature of the work that differentiates a consultant from other contractors.

Where any expenses for Consultancy or Legal Fees (including Code of Conduct expenses) have not been budgeted for, an explanation is to be given. Report on external expenses only (not internal expenses).

ATTACHMENTS

Nil.

Item 3

Item No: **C0618 Item 3**

Subject: **COUNCIL RECESS**

This matter was listed for consideration at the Council Meeting of 12 June 2018 and was deferred to the meeting to be held on 26 June 2018.

Prepared By: Ian Naylor - Manager Civic and Executive Support

Authorised By: Nellette Kettle - Group Manager Integration Customer Service & Business Excellence

SUMMARY

To recommend to Council that a short recess be held from 9-20 July and that no Council meetings or briefings be held during the recess.

RECOMMENDATION

THAT Council:

1. Schedule a recess from 9-20 July and not hold any meetings or briefings in that period; and

2. Notify the public of the recess.

BACKGROUND

With the election of the new Inner West Council, we now have 15 councillors representing approximately 12,400 residents each and make decisions on an LGA 3 times as big as previously. This is a significant increase from the previous Ashfield, Leichhardt and Marrickville Councils, where the ratio of Councillors to residents was as follows:

- Ashfield: 1 councillor for every 3,708 residents;
- Leichhardt: 1 councillor for every 4,845 residents; and
- Marrickville: 1 councillor for every 6,807 residents.

With this increased level of representation the demands on Councillors has increased significantly. In the first 8 months since the election of the new Council, there has been 16 Council Meetings and 14 Councillor briefings. During this period, there were no meetings in January and only one meeting in December. Over the six full months of this period, Councillors on average attended approximately 5 meetings/briefings per month.

In addition to these meetings Council is soon to establish a range of committee members which will add to the workload of Councillors. Given this substantial workload, it is recommended that the Council resolve to have a short 2 week recess between 9-20 July to allow Councillors a break from the busy meeting schedule. Holding a Council recess during the middle of the year was an adopted practice of the former Leichhardt Council, which allowed Councillors a short break and to review the progress of the first half of the year.

FINANCIAL IMPLICATIONS

There will be some small budget savings from a short recess, relating to supper and staff overtime costs.

OTHER STAFF COMMENTS

Nil.

Item 3

PUBLIC CONSULTATION

The public will be notified should Council resolve in favour of the recess.

CONCLUSION

ATTACHMENTS

Nil.

Item 4

Item No: **C0618 Item 4**

Subject: **ADOPTION OF IWC INTEGRATED, PLANNING AND REPORTING SUITE OF DOCUMENTS.**

Prepared By: Lawrence Hennessy - Manager Corporate Strategy and Communications

Authorised By: Laura Stevens - Group Manager Communications, Engagement and Events

SUMMARY

This report seeks Council's approval to endorse or adopt the full suite of Integrated Planning and Reporting (IP&R) documents namely:

- The revised Inner West Community Strategic Plan (CSP) *Our Inner West 2036*
- The revised Inner West Council Delivery Program 2018-2022, Operational Plan and Budget FY2018/19 and Fees and Charges FY2018/19
- Draft Resourcing Strategy and supporting plans (These plans are available electronically only due to their size at https://www.innerwest.nsw.gov.au/council/planning-for-our-future)
    - Long Term Financial Plan
    - Workforce Plan
    - Information and Communication Technology Plan
    - Asset Management Strategy
    - Stormwater Asset Management Plan
    - Parks and Sportsfields Asset Management Plan
    - Transport Asset Management Plan
    - Property Asset Management Plan

The Draft Inner West Community Strategic Plan *Our Inner West 2036*, Inner West Council Delivery Program 2018-2022, Operational Plan and Budget FY2018/19 and Fees and Charges FY2018/19 were placed on public exhibition from 27 April to 27 May 2018. The revised documents take into consideration the community submissions, councillor and staff feedback received during the exhibition period. The feedback and revisions are outlined in this report.

The public exhibition of these documents within the IP&R suite was required under the *Local Government Act 1993* and *Local Government (General) Regulation 2005.*

The Draft Resourcing Strategy and supporting plans determines if Council has sufficient resources – time, money, assets and people – to deliver to the CSP strategic outcomes and are not required to be placed on public exhibition.

While not a legislated requirement, this report also seeks Council's approval to place the Draft Asset Management Policy on public exhibition for one month with a report back to council for adoption.

RECOMMENDATION

THAT Council:

1. **Endorse the revised Inner West Community Strategic Plan *Our Inner West 2036;***

2. **Adopt the revised Inner West Council Delivery Program 2018-2022, Operational Plan and Budget FY2018/19 and Fees and Charges FY2018/19;**

3. **Adopt the Draft Resourcing Strategy and supporting plans being:**
    - **Long Term Financial Plan**
    - **Workforce Plan**

Item 4

- **Information and Communication Technology Plan**
- **Asset Management Strategy**
- **Stormwater Asset Management Plan**
- **Parks and Sportsfields Asset Management Plan**
- **Transport Asset Management Plan**
- **Properties Asset Management Plan**

4. **Approve for public exhibition the Draft Asset Management Policy with a separate report back to Council**

BACKGROUND

The State Government has legislated an Integrated Planning and Reporting Framework that allows NSW councils to draw their various plans together, understand how they interact and get maximum leverage from their efforts by planning holistically for the future (see figure 1).



Figure 1 Office of Local Government.

There is legislative requirements for Council to publically exhibit the Draft Inner West Community Strategic Plan *Our Inner West 2036*, Draft Inner West Council Delivery Program 2018-2022, Draft Operational Plan and Budget FY2018/19 and Draft Fees and Charges FY2018/19 for a period of one month. Council approved the exhibition of these documents at the 10 April 2018 Council Meeting. They were publically exhibited for a period of one month. The final documents must be endorsed or adopted by 30 June 2018.

The Resourcing Strategy documents are long term (4 year and 10 year) plans that are not required to be publically exhibited but must be reviewed annually to the extent necessary to ensure adequate resourcing of the activities and actions outlined in the Delivery Program and Operational Plan.

The Asset Management Policy must also be reviewed annually along with the Asset Management Strategy as the background for asset management plans. Being recently amalgamated, this would be considered as new a Policy for Inner West Council, therefore it is requested it be placed on public exhibition as a stand-alone policy. Given the timing of wanting Asset Management Plans in place prior to Policy adoption, it is recommended that any changes the adopted Policy may have on the Draft Plans attached to this report be considered in the FY 2019/20 review.

OUTCOMES FROM PUBLICLY EXHIBITED DOCUMENTS

The response to the publicly exhibited documents resulted in 18 submissions for the Draft Community Strategic Plan, 10 submissions for the Draft Delivery Program, Draft Operational Plan and Budget, Draft Fees and Charges. 3 members of the community attended the community information session.

Promotion

All exhibition documents were promoted throughout the exhibition period, via:

- An announcement on the Council website homepage
- Homepage feature and dedicated project page posts on Council's Your Say Inner West website
- Dedicated advertisement in the Inner West Courier (both City and West editions) on Tuesday 1 May and Tuesday 8 May
- 'Featured Project' in the Council Column in Inner West Courier (City and West editions) on Tuesday 1 May
- Social media posts on Facebook and Twitter
- An event on the Council website 'What's on' calendar for the Community Information Session, and plus further social media posts
- Posters in Council's customer service centres at Ashfield, Leichhardt and Petersham
- Stories and links in Council's e-Newsletter and Your Say Inner West e-Newsletter

Submissions

1. Your Say Inner West project sites

The Draft *Our Inner West 2036* – Community Strategic Plan was exhibited on its dedicated project page, consistent with previous engagement throughout its development across the past two years. The draft document was accompanied by the Engagement Outcomes Report.

The Draft Delivery Program 2018-22 and Draft Operational Plan and Budget 2018/19 shared a project page on Your Say Inner West, with submissions open from Friday 27 April to Sunday 27 May. Accompanying these documents were all required attachments, including the Draft Fees and Charges 2018/19, and all proposed rating maps for the Inner West Local Government Area.

Draft *Our Inner West 2036* – Community Strategic Plan project page visitor information

Friday 27 April – Sunday 27 May	
Total visits	676
Max visitors per day	61
Aware visitors (visited the page)	488
Informed visitors (visited and clicked within the page)	265
Visitors who contributed a submission	17
Document downloads	245

Item 4

Draft Delivery Program 2018-22, Draft Operational Plan and Budget 2018/19, Draft Fees and Charges 2018/19 project page visitor information

Friday 27 April – Sunday 27 May	
Total visits	543
Max visitors per day	90
Aware visitors (visited the page)	402
Informed visitors (visited and clicked within the page)	236
Visitors who contributed a submission	8
Document downloads	250

2. In person and hard copy submissions

Hard copies of all exhibition documents and attachments, along with hard copy submission forms and submission boxes, were made available in Council's customer service centres at Ashfield, Leichhardt and Petersham from Friday 27 April to Monday 28 May. The same were also available at the Community Information Session for the *Delivery Program 2018-22* and *Operational Plan and Budget 2018/19* on Monday 21 May. No hard copy submissions were received during the exhibition period.

3. Council email

3 submissions were received via Council's email

4. Community Information Session – Delivery Program, Operational Plan and Budget

Community members were invited to attend a public community information session for the *Delivery Program 2018-22* and *Operational Plan and Budget 2018/19.* This was held on Monday, 21 May from 6:30-8pm at Petersham Service Centre.

The session was thoroughly promoted in the weeks prior, via:

- An event on the Council website 'What's on' calendar
- An announcement on the Council website homepage
- A dedicated advertisement in the Inner West Courier (both City and West editions) on Tuesday 8 May
- An event posted on the Your Say Inner West project page
- A Facebook post and a Facebook 'note' containing full details
- Posters in Council's customer service centres at Ashfield, Leichhardt and Petersham
- Council's e-Newsletter and Your Say Inner West e-Newsletter

The session consisted of an overview presentation from the General Manager and Deputy General Manger Chief Financial and Administration Officer. This was followed by an open question and answer session with the General Manager, all Deputy General Managers and relevant Finance and Corporate Strategy staff.

Three community members attended the session. Attendees were encouraged to make hard copy submissions at the event or visit Your Say Inner West. No submissions were received on the evening.

Summary of submissions for *Our Inner West 2036* – Inner West Community Strategic Plan

Source	Précis of submission	Response / outcome

Source	Précis of submission	Response / outcome
Email submission #1 on CSP	**Supports CSP with changes** Commendation of the CSP and recommendations further matters for possible inclusion in the Plan: 1) Reflect sunlight where possible to reduce heat island effects 2) Encourage tree planting in trees, parks and streets and discourage vandalism 3) Discourage litter in public places 4) Discourage use of cars with free public transport / reduced Council property rates for those without vehicles 5) Reduce free public carparks 6) Discourage parking of trailers/boats/caravans on public roads 7) Encourage active transport for travel and health	As the Community Strategic Plan sets high level outcomes and strategies for the whole community, these more specific Council initiatives are more pertinent to Council's four year Delivery Programs and annual Operational Plans. As such they have been referred to appropriate Group Managers for consideration as part of future strategy development, work plans and budgets in the relevant areas. Due to the CSP's high-level strategic outlook, the intents and directions of many of these initiatives are already captured: **1)** Captured by strategy 1.1.2 **2)** In response to community submissions, the importance of the tree canopy / urban forest has been further emphasised in the final draft CSP, primarily through amendments to Outcome 1.2 **3)** Captured by strategies 1.5.1, 1.5.4 **4-6)** The intent of these suggestions (reducing car dependency) is captured in Outcomes 2.5, 2.6 **7)** Captured by Outcomes 2.5 and 2.6, and 4.3.
Your Say Inner West submission #1 on CSP	**Supports CSP with changes** 1. Some of the pie charts (statistics) are confusing. 2. Graphical snapshot (infographic) doesn't focus on industry or the people who work in Inner West. 3. Vision does not mention workers/working in the area. 4. Talk of industry focuses on creative industries. 5. Encouraging commercial space should be in the CSP.	1) On page 4, a pie chart mistakenly titled "Languages" has been amended to "Languages other than English". 2) The 'graphical snapshot' on pages 4-5 is designed as a summary only, however already includes three measures related to Inner West industry and employment, including employment location, top employment industries, and the arts/creative community. 3) The Vision is a high level guiding statement that captures 'where we want to be' in 2036. It is not intended to outline every aspect of life in Inner West. 4) The creativity of Inner West, and creative industries, were overwhelmingly identified via community engagement as something unique to Inner West and something to protect. This strong community response has been reflected with creativity being woven into the wider economic direction for Inner West via Strategic Direction 3. 5) Protecting commercial space (industrial and employment lands) is reflected in Strategy 3.4.1.
Your Say Inner West submission #2 on CSP	**Supports CSP with changes** 1) Respondent questions whether the guiding principle of the CSP should focus on creativity, that this could instead focus on meeting identified needs of the community. 2) The 'Language' graph on page 6 is unclear – is this languages other than English or primary language spoken? 3) Respondent commends the CSP for locally-appropriate images	1) The guiding principles encompass environmental and social justice principles ('just and 'caring'), as well as creativity, which was overwhelmingly identified via community engagement as something unique to Inner West and something to protect. Meeting community needs is captured in 'caring'. 2) On page 4, the pie chart mistakenly titled "Languages" has been amended to "Languages other than English".
Your Say Inner West submission #3 on CSP	**Supports CSP with changes** Request for more specific strategies for the environment: 1) Supporting solar in multi-unit dwellings and rentals 2) Full roll-out of compost huts and	As the Community Strategic Plan sets high level outcomes and strategies for the whole community, these more specific Council initiatives are more pertinent to Council's four year Delivery Programs, annual Operational Plans and internal strategies/plans. As such they have been referred to appropriate Group Managers

Item 4

Source	Précis of submission	Response / outcome
	compost collectives 3) Specific objective for disabled access for public transport	for consideration as part of future strategy development, work plans and budgets in the relevant areas. 1) The intent of this suggestion is captured in outcome 1.4. Further, development of an Inner West Climate and Renewables Strategy is now underway and initiatives to support the intent of this suggestion are outlined in Council's Delivery Program 2018-22 and Operational Plan 18/19. 2) Intent is captured in Outcome 1.5 and more specific initiatives are outlined in DP18-22 and OP18/19. 3) Intent is captured in Outcomes 2.5 and 4.1. Council has also recently launched an Inclusion Action Plan and initiatives are underway. Additional specific initiatives are outlined in DP18-22 and OP18/19.
Your Say Inner West submission #4 on CSP	**Supports CSP with changes** 1) There should be more indicators for Strategic Direction 3 2) 3.1 should be about more than Council providing festivals and events – this should include specifics for people from CALD communities.	As a new Council, there are significant limitations on the availability of consistent and consolidated sources/measures across the new local government area. Council is working to establish more rigorous measures and baselines for the long term. While Outcome 3.1 focuses more broadly on community events and programs, CALD communities and others from diverse backgrounds are captured more specifically in Outcome 4.1 which focuses more deeply on cultural diversity.
Your Say Inner West submission #5 on CSP	**Supports CSP with changes** Stop overdeveloping our area!	Captured in Strategic Direction 2.
Your Say Inner West submission #6 on CSP	**Supports CSP**	N/A
Your Say Inner West submission #7 on CSP	**Supports CSP with changes** Request for greater emphasis on trees in the CSP.	In response to community submissions, the importance of the tree canopy / urban forest has been given greater emphasis in the final draft CSP, primarily through amendments to Outcome 1.2 and its strategies. This also includes more consistent language on protection/restoration/enhancement of environment, biodiversity, etc. Work on a more detailed Inner West Urban Forest Strategy is currently underway. Further information about Council's work against the high level strategies in Strategic Direction 1 can be found in Council's four year Delivery Program 2018-22 and Operational Plan 2018/19.
Your Say Inner West submission #8 on CSP	**Supports CSP with changes** Request for greater emphasis on trees in the CSP.	
Your Say Inner West submission #8 on CSP	**Supports CSP with changes** Request for greater emphasis on trees in the CSP.	
Your Say Inner West submission #9 on CSP	**Supports CSP with changes** Request for greater emphasis on trees in the CSP.	
Your Say Inner West submission #10 on CSP	**Supports CSP with changes** Request for greater emphasis on trees in the CSP.	
Your Say Inner West submission #11 on CSP	**Supports CSP with changes** Request for greater emphasis on trees in the CSP.	
Your Say Inner West submission #12 on CSP	**Does not support the CSP** Request for greater emphasis on wildlife, habitat and trees in the CSP.	
Your Say Inner West submission #13 on CSP	**Supports CSP with changes** Request for greater emphasis on trees in the CSP.	
Your Say Inner West submission #14 on CSP	**Supports CSP with changes** Request for greater emphasis on trees in the CSP.	
Your Say Inner West submission #15 on CSP	**Does not support the CSP** Request for greater emphasis on trees in the CSP.	
Your Say Inner West submission #16 on CSP	**Supports CSP with changes** Request for greater emphasis on trees in the CSP.	
Your Say Inner West submission	**Supports CSP with changes** Request for greater emphasis on	

Source	Précis of submission	Response / outcome
#17 on CSP	trees in the CSP.	
Your Say Inner West submission #18 on CSP	**Supports CSP with changes** Request for greater emphasis on trees in the CSP.	
Your Say Inner West submission #19 on CSP	**Supports CSP with changes** Request for greater emphasis on trees in the CSP.	

Summary of submissions for Delivery Program 2018-22

Do you support the Delivery Program 2018-22	Précis of submission	Response/outcome
YSIW submission #3 on OP, DP, F&Cs	Adopt FROME project Support Australian Coalition to End Loneliness	Council is currently undertaking a review of its aged and disability services and programs and will consider these options as part of this process
YSIW submission #3 on OP, DP, F&Cs	Reintroduce an older adults reference group	Council at its meeting on 22 May 2018 Local Participatory Democracy at Inner West C0518 Item 16, voted to establish a Seniors' Advisory Committee, subject to a period of community engagement, after which Council will receive a report and decide on the final committee structure. Council also resolved to establish an Access Advisory Committee.
YSIW submission #3 on OP, DP, F&Cs	(development of an) Aboriginal Cultural Keeping Place should be included in the planned capital projects	The Delivery Program includes a commitment to develop an Aboriginal Belonging and Reconciliation Plan and will consult with the community in developing strategy to implement this plan.
YSIW submission #3 on OP, DP, F&Cs	More non-commercial space should be included in commercial centres for informal social interaction	Noted.
YSIW submission #3 on OP, DP, F&Cs	Support for strong targets for social housing in new developments	Noted. Council has a 15% target in affordable housing and advocates to the NSW Government on social housing.
YSIW submission #3 on OP, DP, F&Cs	Better transport for disabled is important	Noted.
YSIW submission #4 on OP, DP, F&Cs	• Support for Inner West Affordable Housing Policy and NSW Government's amendments to SEPP 70 • Request for resources to ensure compliance with Inner West Affordable Housing Policy and SEPP 70	Support for affordable housing policy noted. Compliance with this policy is set by regulation and negotiation.

Summary of submissions for Operational Plan and Budget 2018-19

Source	Précis of submission	Response/outcome

Item 4

Source	Précis of submission	Response/outcome
Email submission #1 on Operational Plan and Budget	Request to provide comparison data with pre-amalgamation savings proposals	The Integrated Planning and Reporting (IP&R) framework ties into Council's Community Strategic Plan. The scope of the IP&R framework does not cover pre amalgamated figures or a requirement to reconcile between past plans and current plans. Council has not been provided information on the figures provided and has no basis to discuss the shortfall mentioned. All reporting is being completed at a service unit level with a suitable level of information for Councillors to make informed decisions in allocating funds. These will be available on a monthly basis via Council's internet reporting. Any feedback can be emailed in to Council.
Email submission #2 on Operational Plan and Budget	1. Provide IWC YE19-22 projected compared to pre amalgamation YE19 projected in ltfps and account for variations (some are huge) as IWC is supposed to be still carrying on pre amalgamation budgets for at least for 5 years after amalgamation - data needs to show LMC + ASH + MV = IWC consolidated budget with variations explained 2. itemise the projected 'deficit' items for YE19 & YE20 and the funds taken from the YE19 budget for future years by year for community and councillor adoption of any 'working capital' that isnt for the current year especially as YE19 & YE20 are projected deficit budgets with income and expenditure YE19 projected and outcome without the future years included 3. itemise the proposed $5.5 million savings budgeted prior to councillor consideration for adoption of the budget 4. provide itemised $ value table of any form of subsidies to show the loss of revenue (including turning off parking meters etc) 5. provide explanation of data inaccuracy or missing in exhibited budget and other documents (there are many examples - eg1 - 4 year financial plan YE19 Op-p7/72 Rates and General Revenue $119,011 - but Dp-p6/23 shows Rates and General Revenue $117,282 - 119,011 - 117,282 = 1,729,000 needs to be reconciled as overall totals are the same on Op & Dp - eg2 YE18 services overhead charges adds to $56,241 - Corp Serv recovery $64,038 - variance $7,797 (is more than corp services charges) eg3 Income Continuing Operations deficit published $6212 but adds to $6362 - $150,000? (isnt the capital grants amount) - eg4 table incorrect - misalignment of Rates & Annual Charges amounts left out and $24,484 Other income omitted (how can this happen if data is computer generated? - there are	1. Council response: The Integrated Planning and Reporting (IPR) framework ties in the Inner West Council Community Strategic Plan (CSP) which informs the Resourcing Strategies, Operational Plan and Delivery Program. These frameworks don't require a reconciliation of prior Long Term Financial Plans to previous plans. For transparency, Council has documented any material variances from the 2017/18 Quarter 2 Budget position (adopted by Council) to the draft 2018/19 draft budget as an addendum to the Operational Plan. 2. Council response: The deficits displayed in the 18/19 and 19/20 are funded by working capital and the call down on working capital is broken down in each of the Service Units budgets. The LTFP will demonstrate that Council will be utilising working funds to fund a number of projects. Council's working funds will not go into deficit and the key performance indicators demonstrate Council exceeds its liquidity ratios over the period of the Plan 3. Council response: Any savings will be identified throughout the 18/19 year from procurement and efficiency savings. 4. Council response: Any subsidies to standard fees and charges can be found in Council's Fees and Charge Schedule. 5. Council response: The rating income is a subset of the Rates and Charges profit and loss category with other revenue items classed within the class. The remainder of the items have been checked and amended for the final version to be presented to Council in June. All internal charges should offset and the variance of the $150K is due to the accounting Profit on Sale of Plant. All other items have been crossed check to ensure that no misalignments occur whilst formatting of the final document occurs.

Source	Précis of submission	Response/outcome
	many more egs of inaccurate data like what happened to the non-current investment assets $111,428	
	6. detail and explain items and $s by year for transfers from and to reserves in projected income and expenditure eg Corporate Support Services YE19 - transfer from reserves is 29% of income budget (77,998)- transfer to reserves = 74% of expenditure budget (202,626) - employee provisions aide this is a huge amount for the non current year	6. Council response: The format the Council display's its Profit and Loss is presented in a format familiar to Council. Internal and funding transactions are omitted from the Profit and Loss in accordance with Accounting Standards.
	7. detail gst income and expenditure and balance should be available	7. Council response: The format the Council display's its Profit and Loss is in accordance with Accounting Standards. GST movements are captured balance sheet assets/liabilities and are not revenue sources
	8. was the office of sport coordinator position deducted from the exhibited budget - what was the $ value of this position	8. Council response: The Officer of Sport Coordinator was included in Council's budget.
	9. budgets should include carried over income (ie available $s) and expenditure by item so that total costs are made visible as currently they are not and capped carry over expenditure is in one place and cost surplus or deficit balances are in another place	9. Council response: The format the Council displays its Profit and Loss is in accordance with Accounting Standards. If Council is forecasting to receive revenue in a different financial year to that it will spend it, a surplus and deficit will be shown in the respective financial year that it is accounted within.
	10. budgets should be seen as annual projections - it is clear from quarterly review information that significant changes are made throughout the year - some items may require adjustment for unavoidable and unforseen reasons of course however the amount of changes makes the adopted budget just a quarterly one not an annual one	10. Council response: Council sets an annual budget and is required to review it each quarter in accordance with legislative provisions. Council forecasts a year end result for that annual budget as a part of the quarterly budget review process.
	11. a detailed table of amalgamations costs should be available at least quarterly	11. Council response: Council has tabled a report on this earlier this year separate to the budget process.
	12. ECONOMIC OVERVIEW REPORT 27mar18 agenda item 3 Attachment p1 - council can contribute to growing the local economy but this should be just a % of planned expansions with the majority contributed by business and its associations - the proposed budget is over-reach	12. Council resolved on 27 March that this report be received and noted.
	13. details of quarter 4 amendments transfers reallocations and transactions should be made available prior to year end audit for councillor approval	13. Council response: Council does not make changes to its budget after the Quarter 3 budget review. Any projects that require to be moved into the 2018/19 financial year will be done so as a part of the quarterly budget review process. -details of quarter 4 amendments transfers reallocations and transactions should be made available prior to year end audit for councillor approval
	14. post year end amendments should be available prior to the published year end audited data	14. Council response: Council does not make changes to its budget after the Quarter 3 budget review.
	15. budget and other financial data should be accessible online in a timely manner ie no longer than 4 weeks after quarterly close off	15. Council response: Council is reviewing its processes to have budget information displayed in a timely manner on the internet.
	16. I volunteer to assist with an online template page for financial data if staff are too busy (there isnt even a sitemap at present and data is very	16. Council response: A new Inner West Council website will be launched in later 2018. You can provide feedback to Council through the formal participation process. 17. Council response: You can provide specific

Item 4

Source	Précis of submission	Response/outcome
	hard to find across many websites) 17. progress reporting needs to become more meaningful 18. published data needs to be done in a more timely manner eg quarter 3 review still isnt available 27may18 and the new capital expenditure online data only has february on it 19. the technology one project among others needs to be a cost centre with budget data and current expenditure to date included 20. I know staff are busy however data is (should be) computer generated so should be easily available such that not much time is required to produce requested information 21. a schedule for employee leave taking is necessary as the liability we are carrying is quite high now not to mention that staff productivity reduces without holidays as well as possible health concerns if leave is not taken 22. minutes need to be corrected as meetings to date did not 'adopt' the YE19 budget as recorded 23. Councillors and the community should not be put in a position of being asked to make decisions on information that is inaccurate or stale ie. proposed budgets without quarter 3 review updated data which should be available no later than the last meeting in april or first meeting in may at the latest - prior year actual data should be included also	feedback to Council by emailing Council through the formal communication channels. 18. Council response: Council is reviewing its processes to have budget information displayed in a timely manner on the internet. 19. Council response: Council reports on activities via Service Unit to ensure the information provided is meaningful and Council can make informed decisions on its financial position. 20. Council response: Council officers are reviewing processes to have budget information displayed in a timely manner on the internet. 21. Management of employee leave, including reducing excess leave, is conducted by each Group service area taking operational delivery requirements, staff leave requests and their health and wellbeing into account. 22. Meeting minutes from C0418 Item 1 records that Council endorses the public exhibition of the draft documents. They have not been adopted. 23. Council response: The budget information provided to Council is the most accurate at the time and decisions are made on accurate data.
YSIW submission #7 on OP, DP, F&Cs	1. Requests maintenance of nature strips within the former Ashfield LGA 2. Requests ward boundaries are amended to ensure the suburb of Ashfield is in Ashfield ward, not Leichhardt.	1. Verge mowing services are currently provided in accordance with the service and funding levels adopted by the former Councils. Verge Mowing by Council in the former Ashfield area is currently provided where the property owner is not physically capable, no grassed areas exist inside the property or the verge is not common to the property. As part of its review and harmonisation of services Council will consider options for a future uniform grass verge maintenance policy across the Inner West Council area. 2. The ward boundaries for Inner West LGA were determined by the NSW Local Government Boundaries Commission.

Summary of submissions for Fees and Charges 2018-19

Source	Précis of submission	Response / outcome
YSIW submission #1 on OP, DP, F&Cs	**Supports F&Cs with changes** There are still inconsistencies between the old council areas. For example resident parking costs and waste management .	Council is working to harmonise services across the local government area.
YSIW submission #2 on OP, DP,	**Does not support F&Cs** Every year the childcare fees are	Wages are not stagnant and are forecast to increase by approximately 3% for the coming financial year. All

F&Cs	increased even though it is well know that wages are stagnant. The service delivery doesn't change and so I really can't understand the justification for increases every year. In particular the Annandale Children's Centre is proposed to have increases beyond that of the other centres. The children in the 3-5 years rooms in John McMahon Children's Centre, Leichhardt Children's Centre, Leichhardt Park Children's Centre are proposed to pay $120/ day while at ACC the proposed fee is $126/day. Given that you are seeking parity across your centres, how can you justify the increase to one centre that is not in line with the others? Given that wages are stagnant, I think you should give parents a break and keep the fees are the same level as they are currently. When was the last time you didn't increase your fees?	employees, including Children and Family Services educators and staff, are afforded the Award increase as well as inclusion in Council's performance based system. Council has applied the same approach to the fees review process across all Council's long day care services which has resulted in a $4 per day increase for those services.
YSIW submission #5 on OP, DP, F&Cs	**Supports F&Cs** We have lived in Balmain for over 20 years and my family have always eaten at night at restaurants that have no parking fees as we are in our local area and refuse to use a meter ITS A RIP OFF	Beginning in 2018 Council has removed parking fees on various main streets (including Darling Street in Balmain) from 7pm to encourage local economic activity.

Revisions made to the Community Strategic Plan 2036

Summary/reason for change	Exhibited version		Changes from public exhibition	
General editing/proofing (no content changes)				
An incorrect title was used for the data in a pie chart under 'Defining Inner West' on page 4.	Title: "Languages"		Title: "Languages other than English"	
Incorrect figures appeared under "Same sex couples" on page 4	"Over four times number of same sex couples at 1.16% Sydney 0.25%"		"Over four times number of same sex couples at 2.24% compared to Greater Sydney 0.56%"	
Incorrect figures appeared under "The community's diversity is shifting" on page 27.	"Inner West remains an enclave for same sex couples, double the Sydney average."		"Inner West remains an enclave for same sex couples, with more than 17% of same sex female couples and more than 12% of same sex male couples in Greater Sydney residing in Inner West."	
Internal feedback (Via A/GM Environment and Sustainability) that 'ecosystem services' in the context of Strategy 1.1.4 does not capture all required areas.	1.1.4 Develop planning controls to provide ecosystem services		1.1.4 Develop planning controls to protect and support a sustainable environment	
Response to community and internal feedback that urban forest and tree canopy should have more prominence in the CSP. Wording changes have also been made to emphasise protection, restoration,	1.2 Biodiversity is rich, with connected habitats for flora and fauna	1. Support people to connect with nature in Inner West 2. Create new biodiversity corridors and an urban	1.2 Inner West has a diverse and increasing urban forest that supports connected	1. Support people to protect, restore, enhance and connect with nature in Inner West 2. Maintain and increase Inner

Item 4

Summary/reason for change	Exhibited version		Changes from public exhibition	
conservation and enhancement of natural areas/habitats/ecosystems, and to bring language into line with Environmental industry standards. This is in response to internal feedback (via A/GM Environment and Sustainability).		forest across Inner West 3. Maintain and protect existing bushland sites for species richness and diversity	habitats for flora and fauna	West's tree canopy and urban forest, and enhance biodiversity corridors 3. Protect, conserve and enhance existing natural area sites for species richness and diversity
Modification to wording to shift emphasis to delivery rather than simply 'planning'. This is a response to internal feedback (via A/GM Env & Sustainability.)	1.3.1 Collaborate to make plans, designs and decisions that are water-sensitive		1.3.1 Collaborate to deliver water-sensitive plans, decisions and infrastructure	
Response to internal feedback (via A/GM Env Sustainability) that strategy 2.1.1 did not capture environmental needs.	2.1.1 Pursue integrated planning and urban design across public and private spaces to suit community needs		2.1.1. Pursue integrated planning and urban design across public and private spaces to suit community and local environmental needs	

Revisions made to the Delivery Program FY 2018-2022 and Operational Plan FY2018/19

Source	Draft KPI	Amended KPI	Draft target by June 2022	Amended target by June 2022
Resource Recovery				
Cllr York request for a more specific target	% of bulky household items picked up by Inner West Council reused, recycled or recovered **Note: this target is also in the Delivery Program**	No change	50%	50% recovery rate (reused, recycled or recovered) from 10 % in 2016/17 as reported by processing facility
	Kg of total waste stream to landfill per resident **Note: this target is also in the Delivery Program**	No change	Trending down from 244kg per resident per year	Trending down to 150 kg per resident each year from 199kg per resident in 2016/17
	Kg of residential waste collected in recycling bins **Note: this target is also in the Delivery Program**	Kgs of residential waste collected in red-lid bins that could be recycled (other than organic matter)	Trending up from 85kg per resident per year	Reduce to 183kg per resident per year from 244kg per resident in 2016/17
	Kg of organic material recovered from the waste stream **Note: this target is also in the Delivery Program**	% of residential waste collected in red-lid bins that is food and garden organic matter	Trending up from 37kg per resident per year	Reduce by 25% (average of 10kg per week in each red lid bin) from 39% in 2016/17
	The incidence of illegal dumping **Note: this target is also in the Delivery Program**	Tonnes of waste collected from illegal dumping	Trending down	Reduce by 25%% to 2045 tonnes each year from 2,727 tonnes in 2016/17
Recreation and Aquatics				

Source	Draft KPI	Amended KPI	Draft target by June 2022	Amended target by June 2022
Cllr York request for a target for new Ashfield Aquatic Centre visits	Visits to Ashfield Aquatic Centre each year	No change	Maintain at 315,000	Increase, after opening of new aquatic centre in 2021/22, to 475,000 visits from 315,000 in 2016/17.
	Number of visits to Inner West Council aquatic centres each year	No change	Maintain at 1,500,000	Increase, after opening of new Ashfield Aquatic Centre in 2021/22, to 1,700,000 visits from 1,500,000 in 2016/17.
Environment and Sustainability				
Cllr York request for a more specific target	Council's energy consumption	Recommend delete pending consider-ation of the draft Sustainability Program report which is scheduled for Council in August 2018.	Trending downwards	Recommend delete pending consider-ation of the draft Sustainability Program report which is scheduled for Council in August 2018.
	Council's annual on-site solar generation	% Council's operational energy from renewable sources including on-site solar generation	Trending upwards	25% of Council's operational energy by 2018/19
	% Inner West Council operation that is carbon neutral	Recommend delete. pending consideration of the draft Pathway to carbon neutrality report scheduled for consideration by Council in August 2018.	Trending upwards	Recommend delete. Council current adopted target from October 2017 meeting: "100% carbon neutral by the earliest possible date" –August 2018 Council report that will outline pathway and the resource requirements
	% Inner West Council investment in fossil fuels **Note: this target is also in the Delivery Program**	No change	Trending downwards	

DRAFT RESOURCING STRATEGY

Part of the Integrated Planning and Reporting Framework, Council must have a long term Resourcing Strategy for the provision of resources required to implement the strategies established by the Community Strategic Plan that the council is responsible for. It is made up of four components:

- Long Term Financial Plan –10 years
- Workforce Management Strategy – 4 years
- Asset Management Strategy – 10 years
- Information and Communication Technology Strategy – 4 years

This is the first Resourcing Strategy for Inner West Council. It is reviewed in detail at the end of each council term and updated annually when developing the Operational Plan. The level of change associated with a recently amalgamated Council in its first term means that this

strategy will be different from the next one presented in 2020 as access to more data and new systems will be in place.

1. Long Term Financial Plan (LTFP)

The overall objective of the LTFP is to ensure that Council is financially sustainable and adequately funded to meet service levels expected by the community, whilst achieving the outcomes of the CSP. It is the point where community aspirations and goals are tested against financial realities. Key reporting instruments include:

- Resourcing scenarios – key assumptions used to develop the plan
- Projected income and expenditure, balance sheet and cash flow statements
- Rates modelling and financially driven key performance indicators
- Methods of monitoring financial performance

The LTFP is not intended to be set in concrete – it is a guide for future actions. The longer the planning horizon the more general the plan will be in the later years.

Significant to this current LTFP is the continuation of current service levels and that the rates structure cannot be changed until 2020. As harmonisation of services and service level reviews are completed, the LTFP will be adjusted to reflect community sentiment and need.

Long term planning gives Council the opportunity to identify possible challenges. This is why two scenarios have been developed that each, at the very least, maintain current service levels and establish a balanced budget. They are:
Scenario 1 – business as usual, maintaining existing service levels
Scenario 2 – Maintain existing service levels and address the infrastructure asset renewal backlog

In addition to the continuation of existing revenue sources, Scenario 2 aims to demonstrate the effects of securing additional revenue to fund Council's entire infrastructure backlog. In the 2016/17 financial reports Council estimated its infrastructure renewal backlog as being $135m across its asset portfolio. The renewal funding planned in Scenario 2 is sufficient to reduce the backlog of deferred renewal demand and also funds the emergent renewal demand over the coming decade.

2. Workforce Management Strategy (WMS)

The WMS must be developed to address the human resourcing requirements of the Council's Delivery Program and Resourcing Strategy and be a minimum of 4 years. It ensures the development of an appropriate workforce structure to meet the outcomes stated in the Community Strategic Plan, workplace equity and diversity by strengthening Council's workplace governance and supporting and developing staff.

Significant to this current WMS is:

- No forced redundancies – all staff protections maintained
- No budgeted drop in current service levels
- No privatisation of current services

Six strategic priorities collectively aim to optimise Councils workforce strength, address the most critical challenges and help focus on continuing efforts the in building a high-performing, values driven workplace. They are:

- Containment of employee costs within the constraints of five year employment protections
- Building a positive IWC culture and staff engagement
- Building staff capability
- Harmonisation of work practices, resources and staffing to enable productivity savings and improve service delivery to the community
- Diversity
- Retirement/transition planning and knowledge management

3. Information and Communication Technology Strategy (ICTS)

The purpose of the ICTS is to define a set of objectives that provides direction for ICT planning and investment in alignment to the outcomes in the CSP and Council deliverables in the Delivery Program and Resourcing Strategy. Council must keep up with advances in technology to continually improve ICT services at pace. The ICTS will be delivered through specific initiatives under three strategic themes:

- Digital – online paperless services, enabling an efficient, collaborative and sustainable council
- Smart – innovative ways of working and engaging with Council and anticipating Community needs
- Connected – unified council systems that seamlessly join community, partners and council services together

4. Asset Management Strategy (AMS)

Asset Management is defined in the International Infrastructure Management Manual as 'the systematic and coordinated activities and practices of an organisation to optimally and sustainably deliver on its objectives through cost effective life cycle management of assets'.
This AMS helps council to improve the way it delivers services from its infrastructure including roads, bridges, footpaths, stormwater, parks and sporting fields, buildings, aquatic centres, seawalls, wharves and marine structures. These infrastructure assets have a replacement value of $1.8 billion as at 30 June 2017 Financial Statements.

The asset management strategy is to:

- enable Council to show how its asset portfolio will meet the service delivery needs of its community into the future,
- enable Council's asset management policies to be achieved, and
- ensure the integration of Council's asset management with its long term strategic plan.

The AMS was prepared following a review of the council's service delivery practices, financial sustainability indicators, asset management maturity and fit with the community's aspirations outlined in the CSP. The strategy outlines an asset management improvement plan detailing a program of tasks to be completed and resources required to bring council to a minimum 'core' level of asset maturity and competence.

5. Asset Management Policy

The AMP Policy sets the management framework for Asset Management practice. Mature asset management practice will ensure that Council has information, knowledge and understanding of the long-term and the cumulative consequences of being the custodian of public infrastructure. This is achieved by ensuring systems and processes are in place to enable the most effective and efficient options for delivering the services provided by infrastructure to be determined, whilst controlling Inner West Council's exposure to risk and loss.

This policy applies to the management of all services provided by infrastructure assets grouped as: transport and related infrastructure, stormwater, buildings, and parks and is influenced by the strategies outlined in the CSP.

The former Ashfield, Leichhardt and Marrickville Council's had each adopted an Asset Management Policy prior to their amalgamation on 12 May 2016. Three international standards for asset management were published in 2014 setting the international benchmark for the management system for the management of assets. The Asset Management Policy is now updated for Inner West Council and amended to conform to the ISO standards.

As this is, in effect, a new policy, it is recommended that it go on public exhibition for 28 days with a report back to Council for the 14 August 2018 meeting.

Item 4

6. Asset Management Plans (AMPs)

The AMPs detail the required resources and activities necessary to manage Council's community assets and ensure how Council's assets support the community. Each plan defines the service, how the service is provided, what funds are required and actions for agreed levels of service in the most economical manner. They contain long term projections of asset maintenance, renewal and upgrade costs. The benefit of AMPs include:

- Improved stewardship and accountability
- Improved communication and relationships between service user and provider
- Improved risk management
- Improved financial accountability
- Providing series in a sustainable manner

The AMPs are four detailed technical documents that concern the Council management of:

- Property
- Transport
- Parks and sportsfields
- Stormwater and drainage

Currently the infrastructure asset managed by inner West Council is large and valued at $1.78 billion. In an ideal situation these plans would demonstrate financial modelling in at least two scenarios. Scenario 1 being business as usual applies existing asset data and the planned funding provided in Council's LTFP. In this scenario the projected renewal expenditure is aligned to Special Schedule 7 in the Council's 2016/17 Annual Report which identifies assets in a poor (condition 4) and very poor (condition 5) condition as an infrastructure backlog and are partially addressed as part of this scenario.

Scenario 2 in the LTFP aims to address Council's infrastructure renewal shortfall within the life of the LTFP. Due to difficulties with quality of data and incompatible systems from the amalgamation, this scenario cannot be modeled in this iteration of the AMPs.

FINANCIAL IMPLICATIONS

See LTFP and AMPs

PUBLIC CONSULTATION

This is outlined in the body of this report

CONCLUSION

This report outlines the feedback received and revisions made for the Draft Inner West Community Strategic Plan *Our Inner West 2036*, Inner West Council Delivery Program 2018-2022, Operational Plan and Budget FY2018/19 and Fees and Charges FY2018/19. These documents are now ready for adoption by Council.

The Draft Resourcing Strategy and supporting plans: Long Term Financial Plan, Workforce Strategy, Information and Communication Technology Strategy, Asset Management Strategy and four Asset Management Plans indicate that to maintain business infrastructure assets to business as usual service levels Council has sufficient resources – time, money, assets and people – to deliver to the CSP strategic outcomes but that Council has an infrastructure renewal backlog. As these documents are not required to go on public exhibition, this report seeks Council to adopt them.

While not a legislated requirement, this report also seeks Council's approval to place the Draft Asset Management Policy on public exhibition for one month with a report back to council for adoption.

Item 4

ATTACHMENTS

1.⇩ Attachment 1: Inner West CSP Final June 2018
2.⇩ Attachment 2 IWC Delivery Program 2018-2022 Final
3.⇩ Attachment 3 IWC Operational Plan and Budget 2018-19
4.⇩ Attachment 4 Fees and Charges 2018-19 Final

Item 4

Attachment 1

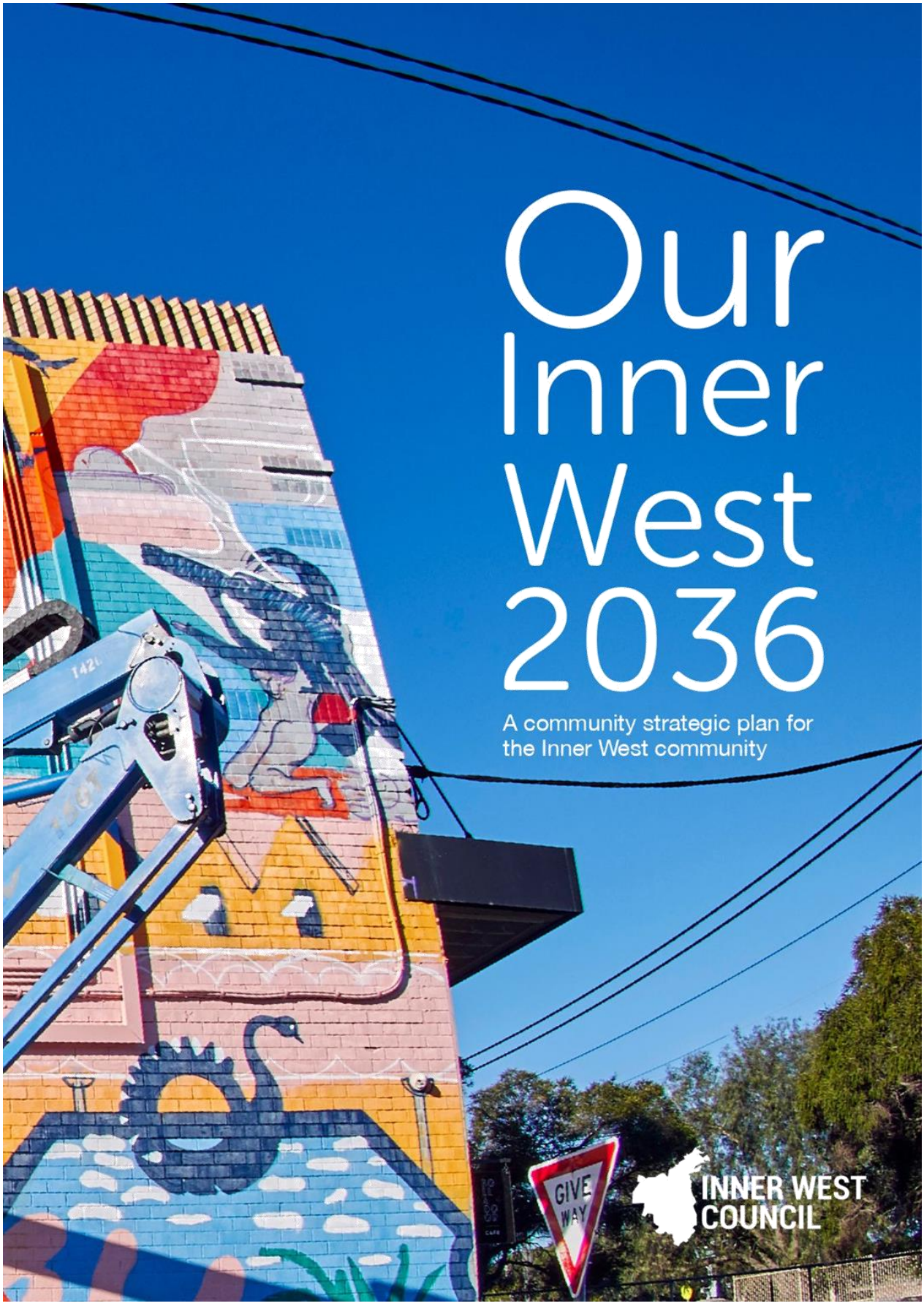



Aboriginal and Torres Strait Islander Statement

Inner West Council acknowledges the Gadigal and Wangal peoples of the Eora Nation, who are the traditional custodians of the lands in which the Inner West local government area is situated.

We celebrate the survival of Aboriginal and Torres Strait Islander cultures, heritage, beliefs and their relationship with the land and water. We acknowledge the continuing importance of this relationship to Aboriginal and Torres Strait Islander peoples living today, despite the devastating impacts of European invasion. We express our sorrow for past injustices and support the rights of Aboriginal and Torres Strait Islanders to self determination.

Inner West Council understands our responsibilities and role in working with the Aboriginal community to promote cultural heritage and history, address areas of disadvantage, and protect and preserve the environment as well as sites of significance to Aboriginal peoples. In doing so, we acknowledge that Aboriginal cultures continue to strengthen and enrich our community.

Today, diverse groups of Aboriginal and Torres Strait Islander peoples live and work across Inner West. We admire the resilience displayed in their significant achievements and in making immense contributions to both Council and the broader community.

Inner West Council is committed to embedding the values and perspectives of the Aboriginal and Torres Strait Islander communities to ensure we learn from the mistakes of our past and forge a positive future of long-lasting value built on mutual respect, equality and opportunity.

Contents

02 Mayor's message
03 Inner West local government area
04 Defining Inner West
06 A strategic plan for the community
08 Engaging the community
10 What makes Inner West?
12 Vision statement
13 Guiding principle
14 Linking vision to action
16 Strategic direction 1: An ecologically sustainable Inner West
18 Strategic direction 2: Unique, liveable, networked neighbourhoods
20 Strategic direction 3: Creative communities and a strong economy
22 Strategic direction 4: Caring, happy, healthy communities
24 Strategic direction 5: Progressive local leadership
26 Key community challenges
30 Working together to deliver the Community Strategic Plan
32 Alignment with State and District plans

Front cover: artwork by Studio Dennis as part of *Perfect Match 2017*, photo Martin Anderson

Mayor's message

As the first Mayor of Inner West, it is a pleasure to introduce our first Community Strategic Plan, *Our Inner West 2036*.

We've consulted closely with the community to identify your main goals and priorities for the future – and this will help our newly elected Councillors to refine our priorities for our coming term.

Real change takes time – that's why this is an 18-year plan with long-term directions, outcomes and strategies. We've strived to address community priorities and needs, as well as complex problems that cross Council boundaries and involve all levels of government, businesses and the community. Collaboration with our communities and stakeholders will be essential if we are to create a sustainable, liveable, creative, happy and healthy Inner West. The Community Strategic Plan is not just about what Council needs to do – it's bigger than that. It's also about what needs to be done by, and for, the community.

We want to deliver real outcomes for our community in both the short and long term, and that will take initiative and purpose.



Council will contribute by:

- Completing our major projects to deliver essential community facilities such as parks, libraries, aquatic centres and sporting fields
- Renewing our ageing infrastructure in a difficult financial environment
- Maintaining our heritage while we plan appropriate and sensible development to sustain a growing population
- Supporting businesses and industries to grow and thrive
- Opening opportunities for our arts and live music scene
- Taking the lead in environment and renewable energy by developing strong environmental policies, divesting from fossil fuels and expanding rooftop solar
- Ensuring the continued availability of quality childcare and preparing for our ageing population
- Maintaining existing bushlands and building biodiversity corridors such as the GreenWay
- Standing firm and advocating on behalf of our community to the State and Federal governments on issues that affect them such as health, transport and education
- Embracing new technologies to ensure that Council delivers its services in the most responsive, effective and efficient way

Council's direct responsibilities and the resources available to achieve them are shown in Inner West Council's four year Delivery Program, annual Operational Plan and Budget, and Resourcing Strategy – all adopted by 30 June 2018.

I look forward to working with my fellow Councillors in supporting your goals, as outlined in *Our Inner West 2036*. We will make sure that Council's plans and resources are focused on your priorities, and we will collaborate with various government agencies and community groups to achieve the outcomes presented in this plan.

Darcy Byrne

Inner West Mayor
Darcy Byrne

Item 4

Inner West local government area

The Inner West local government area was established when Inner West formed on 12 May 2016, from the former councils of Ashfield, Leichhardt and Marrickville.

Inner West Council has five wards: Ashfield, Balmain, Leichhardt, Marrickville, and Stanmore.

Three councillors have been elected to represent each ward.

The Council area spans 36km^2 from the banks of Parramatta River at Birchgrove in the north east, to the Cooks River at Dulwich Hill in the south west.

Our suburbs*


Annandale


Ashfield


Balmain & Balmain East


Birchgrove


Dobroyd Point


Dulwich Hill


Enmore


Haberfield


Leichhardt


Lewisham


Lilyfield


Marrickville



Petersham


Rozelle


Stanmore


St Peters


Summer Hill


Sydenham



Tempe

*As well as parts of Ashbury, Camperdown, Croydon, Croydon Park, Hurlstone Park and Newtown

Attachment 1

Defining Inner West

Inner West feels like home. Located on the western edge of the CBD and framed by the Parramatta and Cooks rivers, it's a place of culturally diverse, progressive inner city communities and neighbourhoods. Our people value and respect each other's languages, abilities, sexual orientations, traditions and lifestyles. Bound by a strong sense of social justice, everyone is welcome and can participate in local life. There is a strong sense of belonging.

Our neighbourhoods have unique character and heritage, reflecting the waves of migrants that helped shape the neighbourhoods they called home. The density of housing and population gives Inner West its distinct vibrancy. Liveability is high, and it's easy to get to and around through multiple options of active and public transport. Parks and open spaces provide relief from the urban environment and are ideal for active and quiet recreation. Busy urban centres and main streets are lively and accessible, and offer a range of quality shopping and places to gather. The street life connects the community and welcomes Sydneysiders and visitors who come to experience Inner West's uniqueness. The night-time economy is thriving.

As a hub of independent arts and strong artistic communities, Inner West is an incubator for new ideas, innovation and emerging technologies. It is a magnet for artists, writers, musicians, designers, filmmakers and knowledge workers seeking an inspiring atmosphere and space to live, work, visit and play in.

Existing bushland is home to native plants and species, including three threatened species – the Powerful Owl, Grey-headed Flying-fox and Eastern Bentwing-bat, one endangered population – the Long-nosed Bandicoot and the endangered Coastal Saltmarsh community. New biodiversity and active transport corridors such as the GreenWay, the Cooks River foreshore and the Bay Run link green infrastructure networks across Inner West. They provide ecological, economic, social and health benefits to the community.

We are a community of volunteers, helping to manage over 14,304 m^2 (1.43 ha) of ecological restoration areas across Inner West and committing thousands of hours of time to biodiversity programs.



Employment location

Work and live in the LGA	31.3%
Work in City of Sydney	42.8%
Work outside the LGA and CBD for work	25.9%

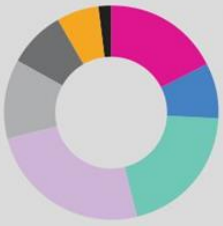

Age groups

Under 18	17.6%
18-24	8.5%
25-34	20.3%
35-49	24.8%
50-59	12%
60-69	8.6%
70-84	6.6%
85+	1.7%



Languages other than English

Greek	2.9%
Italian	2.8%
Mandarin	3.6%
Cantonese	1.9%
Vietnamese	2%
Arabic	1.3%
Spanish	1.5%
Portuguese	1.1%
Nepali	1.3%
Filipino/Tagalog	0.8%
Other	80.8%



Industries

Professional, scientific and technical services	7.8%
Health care and social assistance	12.2%
Education and training	8.5%
Finance and insurance services	7.8%
Retail trade	7.4%
Other	50.4%

Item 4

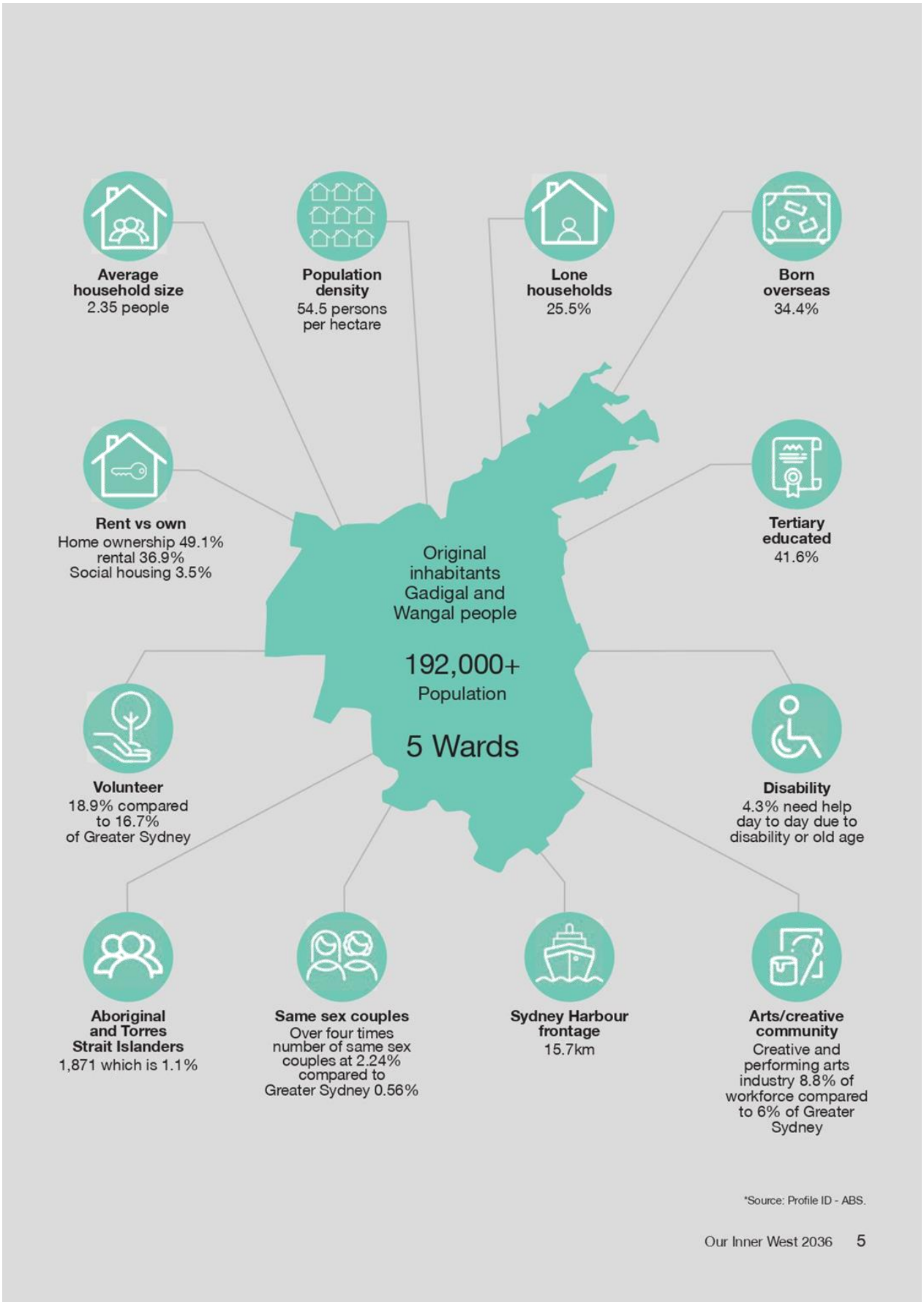

Attachment 1

A strategic plan for the community

The Inner West Community Strategic Plan (CSP), *Our Inner West 2036*, identifies the community's vision for the future, long-term goals, strategies to get there and how to measure progress towards that vision.

Under pressure from increasing population density and looming environmental and economic challenges, it is essential to plan for Inner West's future. The development of *Our Inner West 2036* has involved thousands of people who participated through a series of engagement activities in 2016 and 2017.

Our Inner West 2036 has been designed to:

- Inform the strategic decision-making that will shape our future community and environment
- Protect and enhance the community's values and everything that makes Inner West unique
- Pave the way for the future by anticipating change and the impacts of that change on the community, economy and environment
- Achieve inclusivity, sustainability, accountability and innovation in service delivery

An integrated approach

As a high-level vision for the community, *Our Inner West 2036* includes areas over which Council has direct control and those which are the responsibility of other stakeholders, such as governments, state agencies, non-government organisations, community groups and individuals.

For Council, the CSP is the leading component of an Integrated Planning and Reporting Framework. The framework is mandated for all NSW councils by the State Government. This requires councils to demonstrate how they will deliver aspects of the CSP through a detailed four year Delivery Program and annual Operational Plan.

Reviewed annually, these documents show the activities Council will undertake during its term of office to help achieve the long-term objectives set out in *Our Inner West 2036*.

To support this plan effectively, Council is required to develop a 10-year Resourcing Strategy. The strategy ensures Council has the right people, budget, technology and infrastructure in place to deliver against its commitments. There are four components:

- Workforce planning
- A long-term financial plan
- Assets management
- Information and communications technology

Reporting progress

While achieving the outcomes set out in the CSP is a shared responsibility, Inner West Council will report back to the community every four years – at the end of each Council term – against the indicators in *Our Inner West 2036*, and at least every six months on Council's effectiveness in implementing the activities and initiatives it has responsibility for in its four year Delivery Program.

Item 4



Attachment 1

Engaging the community

Our Inner West 2036 has been shaped by a large and diverse range of people, across all age groups, geographic areas, cultures and languages. The input from over 7,000 people, over 18 months has determined the vision and strategic directions of the plan.

The community and key stakeholders and partners were engaged in a two-stage process

- Stage one was designed to build a bridge between the former councils' CSPs and engage the communities of the new Inner West local government area to develop a statement of Vision and Priorities. This took place from September to November 2016
- Stage two was to build on and confirm the direction of the Statement of Vision and Priorities and develop the long-term objectives, strategies, resourcing and targets to inform the CSP. This was implemented from March 2017 to March 2018

Community engagement and events locations across Inner West



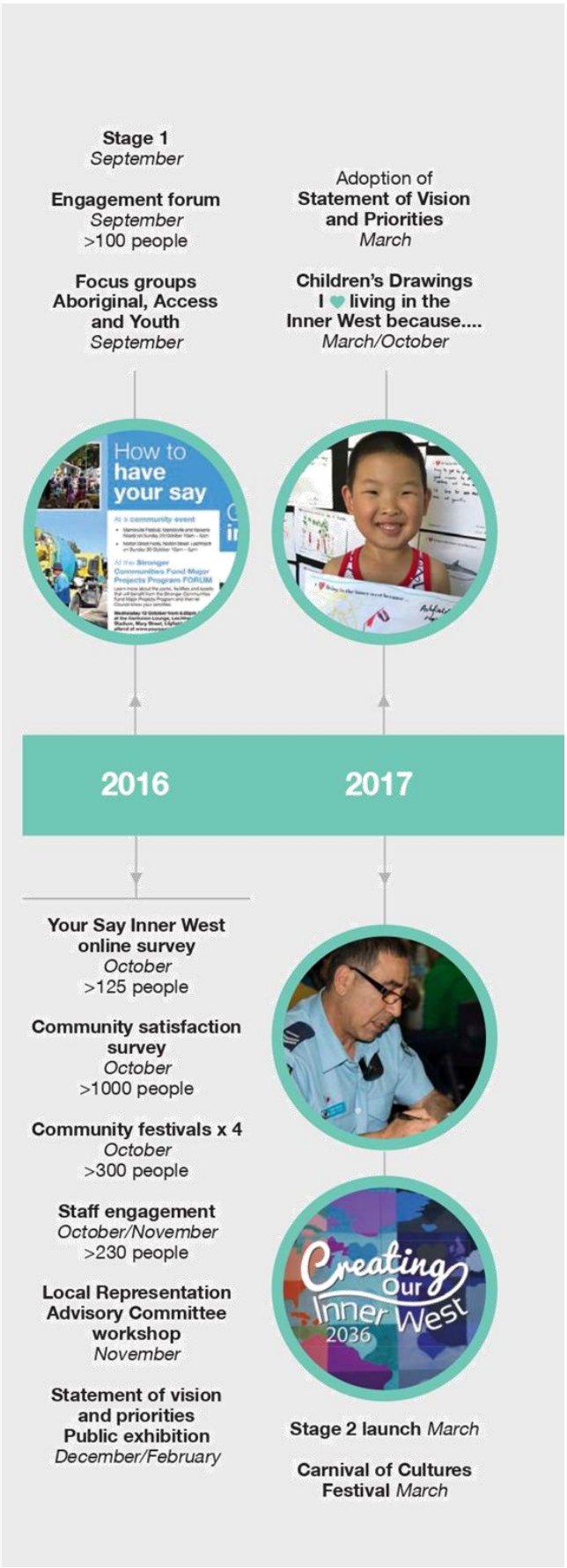

Community pop-ups x 40
May/July



Children as Citizens
First half 2017
>600 5-year-olds and under

Workshops with **Council's 8 Strategic Reference Groups**
April/June

Community festival **Celebrate 2044**
May

CSP Brochure sent to all residents in the LGA
May



Arts and creative workers futuring workshops
July



Community satisfaction survey
August
>1000 people

Councillor Summit
October



2018



Adult survey
May/July
>3,000 responses

Surveys in **five community languages**
May/July

Submissions Issues Paper
May/July









Photo competition for under-25s - **What makes Inner West special**

Partners and service providers' Roundtable
March

Draft CSP on Public Exhibition
April/May

Staff workshops
March/May

Youth survey
May/July
260 responses

Our Inner West 2036 9

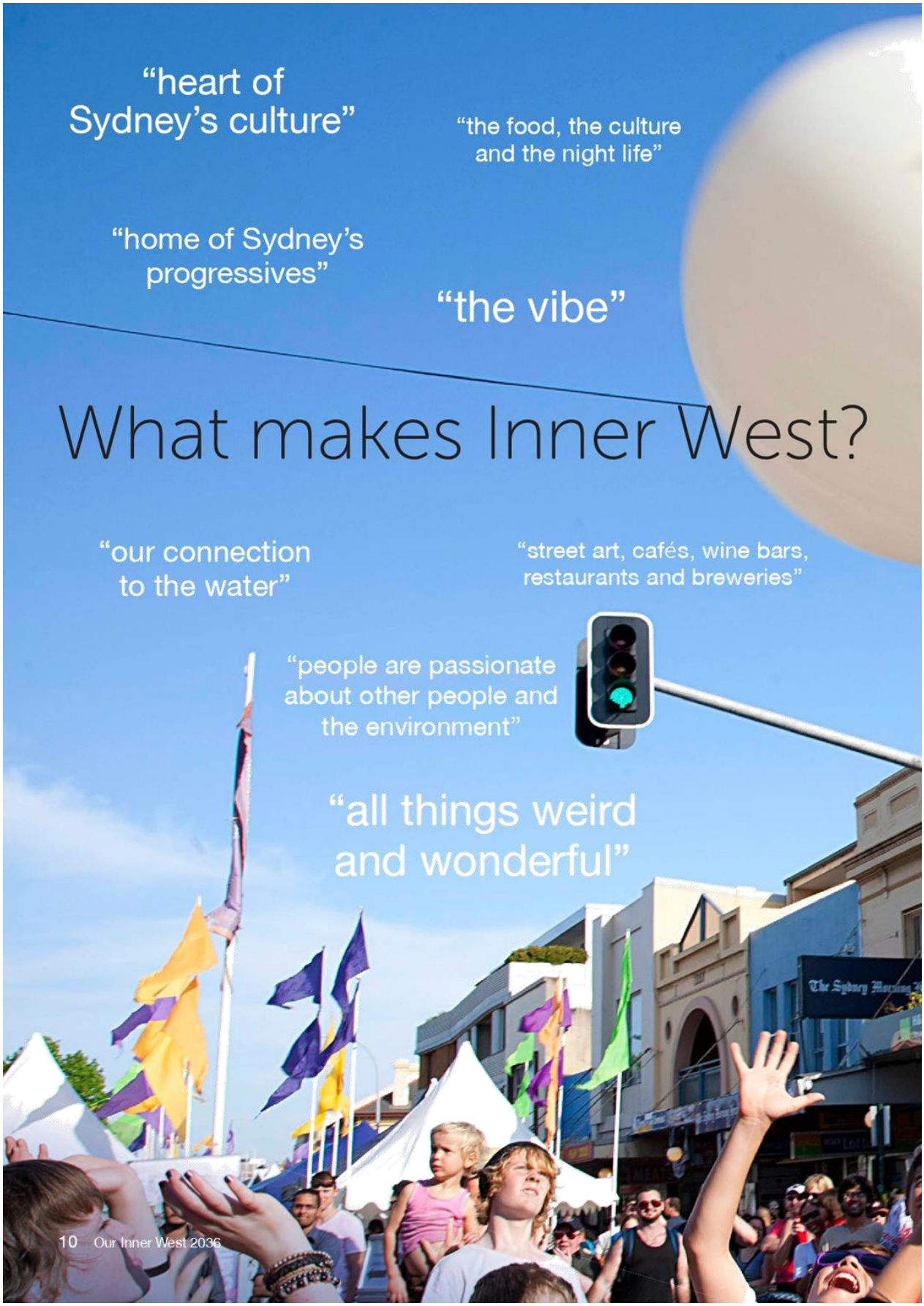
"heart of Sydney's culture"
"the food, the culture and the night life"
"home of Sydney's progressives"
"the vibe"
What makes Inner West?
"our connection to the water"
"street art, cafés, wine bars, restaurants and breweries"
"people are passionate about other people and the environment"
"all things weird and wonderful"
10 Our Inner West 2036

Item 4



Attachment 1


Vision statement
We are Inner West, land of the Gadigal and Wangal peoples, whose rich cultures, heritage and history we acknowledge and respect. We are defined by our diversity of people, places and ideas. We are an inclusive, vibrant, caring and progressive community where everyone is welcome, people and nature live in harmony, and creativity is a way of life.
12 Our Inner West 2036

Guiding principle

The Community Strategic Plan is structured around a guiding principle:

To work together in a way that is creative, caring and just

This reflects the values of the Inner West community, underpins community expectations of how Council will interact with its residents and is the foundation for all decision-making, actions taken and management of resources.

What do we mean by 'creative'?

Inner West is an environment where all forms of creativity flourish. This generates socio-economic growth and development, linking together the economy (creative industries), places (creative spaces) and people (creative talent), making a 'creative ecosystem' that reflects the relationship between creativity and place. Creativity is playful, fun and brings enjoyment, and is fundamental to our identity, liveability and wellbeing.

Creativity can be:

- Experimental, original and independent, celebrating the unconventional and encouraging new ways of doing
- Borne of diverse communities with distinct points of view, producing unexpected and ever-changing expressions of culture
- Experienced in our unique neighbourhoods and rich street life, making it an urban playground for visitors and residents
- A wealth of art spaces, festivals and events fostering visual arts, live music, performance and emerging arts practices, creative enterprises and cultural products
- A driver for local innovation, industries and connections that nurtures local solutions to the complexities of urban living

What do we mean by 'caring'?

Inner West is a community that cares about sustainability. What we mean by sustainability is that we must meet the ecological, social and economic needs of today without compromising the present or future generations' abilities to meet their own needs. The impact that we make and the legacy that we leave drives our decision-making and the way we work. As a caring community, we care for our natural places and resources, people and future.

By caring, we mean that:

- The intrinsic value of biodiversity and natural ecosystems is protected, restored and expanded
- Communities minimise their ecological footprint and practice sustainable ways of living such as consumption and using active and public transport
- The characteristics of ecosystems contribute to nurturing healthy and sustainable places that enhance wellbeing
- The distinctive characteristics of Inner West including natural systems, cultural values and history are recognised
- Cooperative networks work towards a common, sustainable future
- Inner West's economy is prosperous, diverse and protects and improves its environment
- Good governance is achieved through effective and efficient decision-making, made in the interests of long-term sustainability

What do we mean by 'just'?

Inner West is bound by a strong sense of social and environmental justice. Everyone is welcome and can participate in local life, enhancing the wellbeing that comes with a sense of belonging. People have equitable access to key services they need across all stages of their lives. The community speaks up for those without a voice – across the social and ecological landscape.

Social justice has four key components:

- Equity – There should be fairness in decision-making, prioritisation and allocation of resources, particularly for those people in vulnerable circumstances or need
- Access – All people should have fair access to services, resources and opportunities to improve their quality of life
- Participation – Everyone should have the maximum opportunity to genuinely participate in decisions which affect their lives
- Rights – Equal rights should be established and promoted, with opportunities provided for people from diverse linguistic, cultural and religious backgrounds to participate in community life

Linking vision to action

This is how the Community Strategic Plan supports the community's vision and the principles that frame how we will get there:

The **vision statement** summarises the kind of place and community Inner West aspires to be in the long term.

Strategic directions are the big picture results which the community would like Council and its many partners to focus on achieving.

Outcomes are the results that come out of each strategic direction. They are more specific but still focus on the end result rather than on how to get there. In this context, an outcome is the realisation of a strategic direction.

Strategies guide the specific actions related to this plan and define how to achieve the outcomes.

Indicators help to assess progress toward achieving the outcomes. Indicators are not measures for Council performance, but a gauge for stakeholders to determine whether the community is moving closer to, or further away from, the vision.

Actions are the detailed set of activities and initiatives that Council will undertake to help achieve the community vision. They are not contained in this Community Strategic Plan, but will be specified in its Delivery Program and annual Operational Plans.

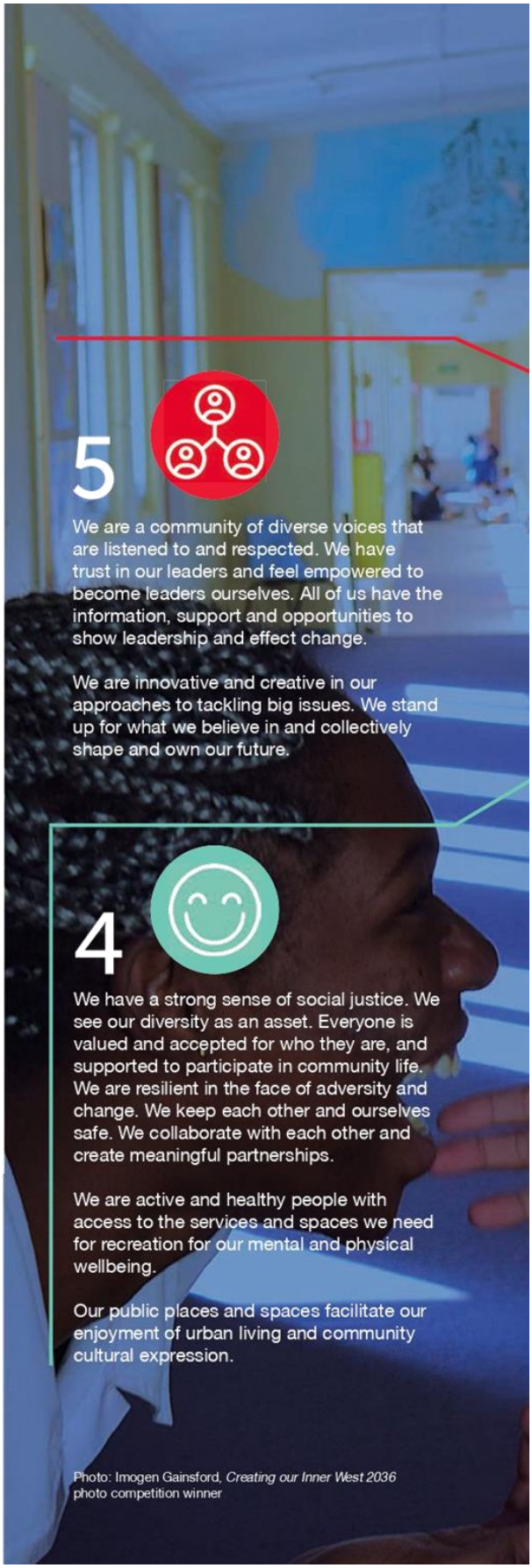

Photo: Imogen Gainsford, *Creating our Inner West 2036* photo competition winner

Item 4



Attachment 1


"In 2036 I'd like to see clean waterways and cleaner public spaces so people are better educated about what rubbish does to the environment and understand what existing native species we will still have left in Inner West and that they are worth protecting."
Andrew Dean
Volunteer, Callan Park Bushcare Group
with helper 'Inner West Rory' Skattebol-James
16 Our Inner West 2036
Photo: www.jamesphoto.com.au

Strategic direction 1: An ecologically sustainable Inner West

Outcomes	Strategies	Indicators	Target or trend	Benchmark (2017)
1.1 The people and infrastructure of Inner West contribute positively to the environment and tackling climate change	1. Provide the support needed for people to live sustainably 2. Reduce urban heat and manage its impact 3. Create spaces for growing food 4. Develop planning controls to protect and support a sustainable environment 5. Provide green infrastructure that supports increased ecosystem services*	Satisfaction with environmental education programs and initiatives	>	3.30 (Satisfaction Mean Rating)
		Total area of habitat for wildlife managed under Bushcare programs	≥	18.8ha
1.2 Inner West has a diverse and increasing urban forest that supports connected habitats for flora and fauna	1. Support people to protect, restore, enhance and connect with nature in Inner West 2. Maintain and increase Inner West's tree canopy and urban forest, and enhance biodiversity corridors 3. Protect, conserve and enhance existing natural area sites for species richness and diversity	Satisfaction with protection of the natural environment	>	3.46
		The amount of mains water per household	<	Houses 169 kL/yr; RFBs 146 kL/yr (Sydney Water)
1.3 The community is water sensitive, with clean, swimmable waterways	1. Collaborate to deliver water-sensitive plans, decisions and infrastructure 2. Supply water from within Inner West catchments	Area of Inner West treated by vegetated water sensitive treatment systems built by Council	38ha by June 2022	33ha in June 2018
1.4 Inner West is a zero emissions community that generates and owns clean energy	1. Support local adoption of clean renewable energy 2. Develop a transport network that runs on clean renewable energy	Residential energy consumption	<	1.89MWh per capita (Ausgrid)
		Residential waste to landfill per capita	<	199kg per resident
1.5 Inner West is a zero waste community with an active share economy	1. Support people to avoid waste, and reuse, repair recycle and share 2. Provide local reuse and recycling infrastructure 3. Divert organic material from landfill 4. Advocate for comprehensive Extended Producer Responsibility+	Satisfaction with encouraging recycling	>	3.73

* Ecosystem services are the benefits that the natural environment and well functioning ecosystems provide for humans – including things like clean air, clean water and food.
+Extended Producer Responsibility is a strategy where the makers of consumer items take responsibility for their environmental costs including their disposal.


"Hopefully in the future they won't have put too much highrise in, and we maintain the GreenWay as a great connector to all the suburbs. If we can do that in more places along the canals and the foreshore it would provide more green, we could walk there and cycle there... and have better connected cycleways."
Col Jones
Cycling advocate and GreenWay enthusiast
18 Our Inner West 2036

Strategic direction 2: Unique, liveable, networked neighbourhoods

Outcomes	Strategies	Indicators	Target or trend	Benchmark (2017)
2.1 Development is designed for sustainability and makes life better	1. Pursue integrated planning and urban design across public and private spaces to suit community and local environment needs 2. Identify and pursue innovative and creative solutions to complex urban planning and transport issues 3. Improve the quality, and investigate better access and use of existing community assets 4. Develop planning controls that protect and support a sustainable environment and contribute to a zero emissions and zero waste community	Community satisfaction with managing development in the area	>	2.83
		Community satisfaction with long-term planning for Council area	≥	2.97
		Community satisfaction with protection of heritage buildings and items	>	3.23
2.2 The unique character and heritage of neighbourhoods is retained and enhanced	1. Provide clear and consistent planning frameworks and processes that respect heritage and the distinct characters of urban villages 2. Manage change with respect for place, community history and heritage	Community satisfaction with maintenance and cleaning of town centres	>	3.67
2.3 Public spaces are high-quality, welcoming and enjoyable places, seamlessly connected with their surroundings	1. Plan and deliver public spaces that fulfil and support diverse community needs and life 2. Ensure private spaces and developments contribute positively to their surrounding public spaces 3. Advocate for and develop planning controls that retain and protect existing public and open spaces	Satisfaction with safety of public spaces	>	3.68
		Measurement of open space per capita	>	11.5 m^2 per person
2.4 Everyone has a roof over their head and a suitable place to call home	1. Ensure the expansion of social, community and affordable housing, distributed across Inner West, facilitated through proactive policies 2. Encourage diversity of housing type, tenure and price in new developments 3. Assist people who are homeless or sleeping rough	Satisfaction with the protection of low-rise residential areas	>	2.95
		Satisfaction with access to public transport	>	3.79
2.5 Public transport is reliable, accessible, connected and enjoyable	1. Advocate for improved public transport services to, through and around Inner West 2. Advocate for, and provide, transport infrastructure that aligns to population growth	People who travel to work by public transport	>	38.2% (ABS 2016)
		Satisfaction with cycleways	>	3.00
2.6 People are walking, cycling and moving around Inner West with ease	1. Deliver integrated networks and infrastructure for transport and active travel 2. Pursue innovation in planning and providing new transport options 3. Ensure transport infrastructure is safe, connected and well maintained	Satisfaction with maintaining footpaths	>	3.08
		Community satisfaction with management of parking	>	2.74



"I feel like the future is promising because of the set up within Inner West with pre-schools, after-school care, up to high schools all learning to be creative. I hope they don't pull down the warehouses as they could make good learning places. Have community spaces in those warehouses where local artists can use them."

Euphemia Bostock
Bundjalung-Muajali woman
Founding member of Boomalli Aboriginal Arts Co-operative
Inner West Council
2018 Senior Citizen of the Year

Photo : www.jamesphoto.com.au

Strategic direction 3: Creative communities and a strong economy

Outcomes	Strategies	Indicators	Target or trend	Benchmark (2017)
3.1 Creativity and culture are valued and celebrated	1. Grow Inner West's reputation as a leading creative and cultural hub, celebrating and supporting diverse creative industries and the arts 2. Create opportunities for all members of the community to participate in arts and cultural activities	Satisfaction with festival and events programs	>	3.73
3.2 Inner West is the home of creative industries and services	1. Position Inner West as a place of excellence for creative industries and services and support them to thrive 2. Facilitate links to programs and services to help businesses grow, innovate and improve their competitiveness 3. Encourage the establishment of new enterprises in Inner West 4. Facilitate the availability of affordable spaces for creative industries and services	Satisfaction with supporting local artists and creative industries	>	3.39
3.3 The local economy is thriving	1. Support business and industry to be socially and environmentally responsible 2. Strengthen economic viability and connections beyond Inner West 3. Promote Inner West as a great place to live, work, visit and invest in	Satisfaction with Council support of local jobs and businesses	>	3.39
3.4 Employment is diverse and accessible	1. Support local job creation by protecting industrial and employment lands 2. Encourage social enterprises and businesses to grow local employment			
3.5 Urban hubs and main streets are distinct and enjoyable places to shop, eat, socialise and be entertained	1. Promote unique, lively, safe and accessible urban hubs and main streets – day and night 2. Enliven community life by delivering and supporting events, public art, cultural celebrations and entertainment 3. Pursue a high standard of planning, urban design and development that supports urban centres 4. Promote the diversity and quality of retail offerings and local products	Community satisfaction with appearance of your local area	>	3.51


"As a couple, Inner West is such an embracing place, to be able to walk down the street and feel safe and happy. It would be great to show recognition of the unique history of this area being a place that has welcomed and included people from all over the world and all sorts of backgrounds and it would raise awareness of the contribution that LGTBIQ people have made to that heritage"
Sarah Midgley (right)
LGBTIQ campaigner
Inner West Council 2018
Citizen of the Year
and wife Shirleene Robinson
22 Our Inner West 2036
Photo: www.jamesphoto.com.au

Strategic direction 4: Caring, happy, healthy communities

Outcomes	Strategies	Indicators	Target or trend	Benchmark (2017)
4.1 Everyone feels welcome and connected to the community	1. Foster inclusive communities where everyone can participate in community life 2. Embrace, celebrate, respect and value difference by building awareness and appreciation of Inner West's diversity 3. Empower and support vulnerable and disadvantaged community members to participate in community life 4. Increase and promote awareness of the community's history and heritage	Satisfaction with programs and support for newly arrived and migrant communities	>	3.16
		Satisfaction with support for people with a disability	≥	3.31
4.2 The Aboriginal community is flourishing, and its culture and heritage continues to strengthen and enrich Inner West	1. Celebrate Aboriginal and Torres Strait Islander cultures and history 2. Promote Aboriginal and Torres Strait Islander arts and businesses 3. Acknowledge and support the rights of the Aboriginal community to self determination 4. Actively engage Aboriginal people in the development of programs, policies and strategies	Satisfaction with aquatic and recreation centres	≥	3.82
		Satisfaction with the availability of sporting ovals, grounds and facilities	>	3.82
4.3 The community is healthy and people have a sense of wellbeing	1. Provide the facilities, spaces and programs that support wellbeing and active and healthy communities 2. Provide opportunities for people to participate in recreational activities they enjoy	Walkable open space within 400m of all residents		
		Satisfaction with provision of services for older residents	>	3.34
4.4 People have access to the services and facilities they need at all stages of life	1. Plan and provide services and infrastructure for a changing and ageing population 2. Ensure the community has access to a wide range of learning spaces, resources and activities 3. Support children's education and care services to ensure a strong foundation for lifelong learning	Satisfaction with community education programs	≥	3.45
		Satisfaction with youth programs and activities	>	3.31

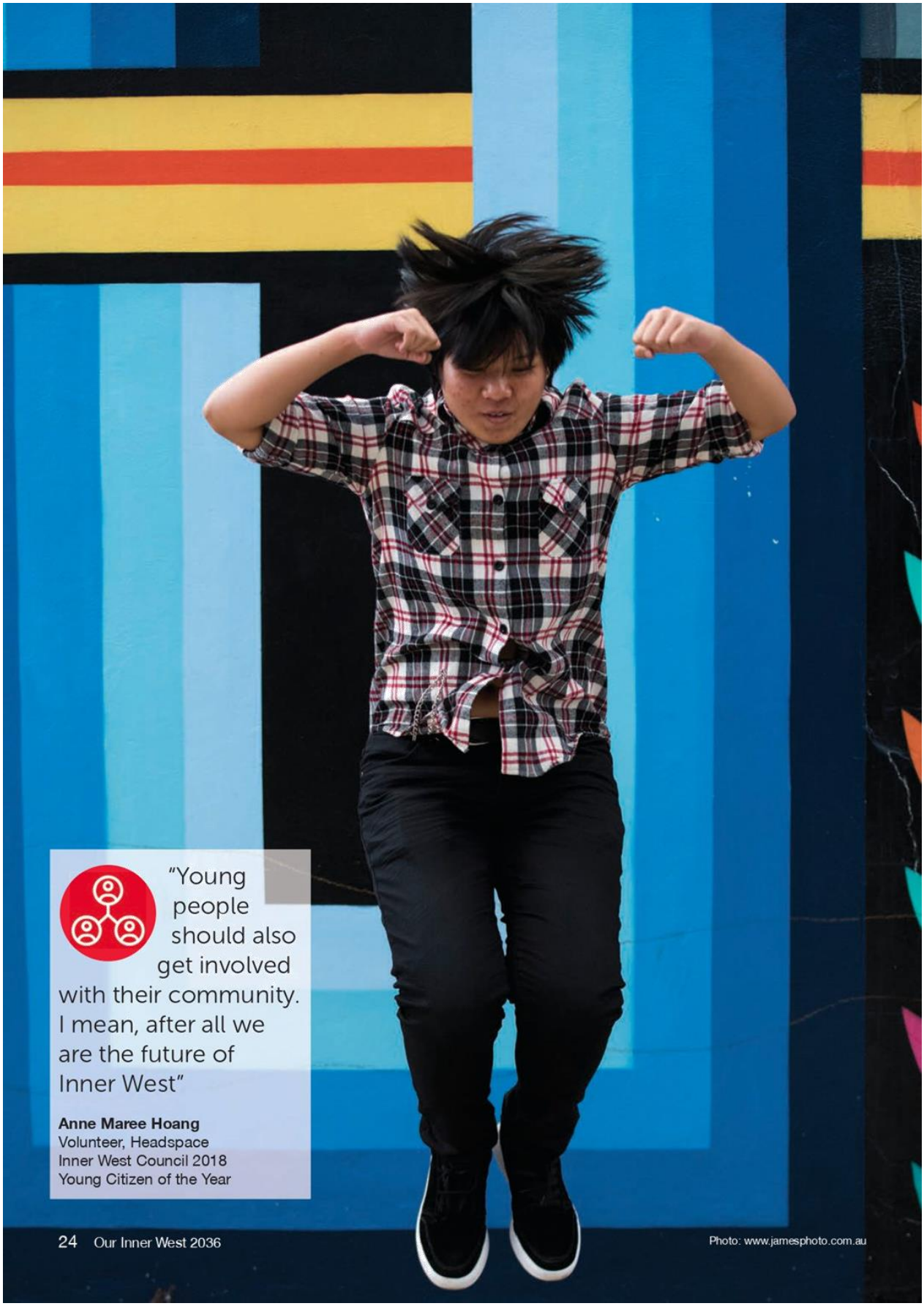
"Young people should also get involved with their community. I mean, after all we are the future of Inner West"
Anne Maree Hoang
Volunteer, Headspace
Inner West Council 2018
Young Citizen of the Year
24 Our Inner West 2036
Photo: www.jamesphoto.com.au

Item 4

Strategic direction 5: Progressive local leadership

Outcomes	Strategies	Indicators	Target or trend	Benchmark (2017)
5.1 People are well informed and actively engaged in local decision making and problem solving	1. Support local democracy through transparent communication and inclusive participatory community engagement	Satisfaction with Council's community engagement	≥	3.61
5.2 Partnerships and collaboration are valued and recognised as vital for community leadership and making positive changes	1. Support leadership and mentoring initiatives that build and strengthen the capacity of individuals, businesses and communities 2. Support local capacity for advocacy 3. Collaborate with partners to deliver positive outcomes for the community, economy and environment	Satisfaction with the community's ability to influence Council's decision making	>	2.71
5.3 Government makes responsible decisions to manage finite resources in the best interest of current and future communities	1. Undertake visionary, integrated, long term planning and decision making, reflective of community needs and aspirations 2. Ensure responsible, sustainable, ethical and open local government 3. Deliver innovation, excellence, efficiency, effectiveness and probity in Council processes and services	Community satisfaction with long term planning for council area	>	2.97
		Overall satisfaction with Council's performance	≥	3.49

Attachment 1

Key community challenges

The Greater Sydney Commission considers Inner West to be "vulnerable" to a range of stresses including a growing population, housing affordability, and a decline in land use areas for industry and mixed business in favour of residential use.

The population is growing

Inner West is home to over 190,000 residents. By 2036, our population is forecast to grow to 228,000 people (an increase of 38,000 or 20% growth from 2017). The greatest growth will be in the age category 70–84, but all other age categories are anticipated to experience growth, including under 24s with an expected growth of 23%.

As the population increases, the demand for new dwellings will put pressure on what is already a high density local government area. In the 10 years from 2006 to 2016, Inner West grew by over 21,000 residents and 5,000 dwellings, 3,000 of which were in the past five years. Residential development forecasts from the Department of Planning and Environment assume an increase of over 8,500 dwellings in Inner West to come to a total of 98,198 dwellings in 2036.

Inner West is a high cost housing area

A disproportionate number of Inner West residents are under housing stress. This impacts on the social and economic fabric of the community, and threatens its diversity. Rising housing costs and the development of smaller dwellings mean that many people can no longer live in Inner West. Significantly, the percentage of couples with children, 25.3% of the population, is way below the greater Sydney average of 35.3% and is forecast to decline further in coming years. The desire for space and larger homes may be a factor in families leaving the area.

The need for affordable housing puts pressure on the area's social and community housing, making housing particularly difficult for younger and older people, single parent families, people with a disability, Aboriginal and Torres Strait Islander people, people from culturally and linguistically diverse communities, and workers on lower incomes.

Ecological sustainability is under pressure

Bushland, green natural spaces and threatened species must be protected and integrated into the urban landscape to create places which are water sensitive, green, cool and rich with biodiversity.

Consumption of resources in a gentrifying and wealthy Inner West community is a significant challenge. Increased amounts of non-recyclable materials are being sent to landfill. In 2015/16, 64% of material from households was sent to landfill, twice as much as what was recycled. Over 15,000 tonnes of organic material was sent to landfill generating methane (CH_4) – a potent greenhouse gas, four times more powerful than CO_2.

Heatwaves are Australia's deadliest natural hazard. By 2030, Metropolitan Sydney will have an average of four more days above 35°C per year and 11 days more per year by 2070. The people in our community most vulnerable to extreme heat are those under five and over 65 years of age, needing assistance due to disability and living in a low income household.

Other challenges are energy demand and renewable supply, water use and wastewater generation and increased stormwater runoff from hard, impervious surfaces that carry pollution into the Parramatta and Cooks rivers.

The community's diversity is shifting

Continued gentrification has substantially influenced the demographics and character of Inner West. Traditionally industrial and working class, and subject to several waves of immigration, Inner West is still ethnically diverse but shifting. While the number of residents born overseas remains steady, where they are coming from is changing. In 1991, 51% of residents were from non-English speaking backgrounds, compared to 35% for Greater Sydney. By 2016, the number had significantly decreased by over half to 24%, compared to a decrease of only 6% for Greater Sydney to 29%. The community values the maintenance of cultural diversity as a key characteristic of the area.

Diversity relates not only to culture but also to other characteristics. Inner West remains an enclave for same sex couples, with more than 17% of same sex female couples and more than 12% of same sex male couples in Greater Sydney residing in Inner West. In terms of age, while over 45% of the community are between 25 and 49 years old, the Inner West population is projected to get older. In 2016, 17% of the population was over 60 years of age. It is expected that by 2036, there will be 50% more people of retirement age.

The community is becoming more affluent. More than 35% of households earned a high income (over $2,500 per week) compared to Greater Sydney's 28%. However, 10% of households live on under $500 per week, representing older people and households with low incomes.

When compared to Greater Sydney, Inner West has a higher proportion of people living alone, 30% compared to 23%. There is a similar share of couple-only households – 25% compared with 26% – but the numbers are expected to grow, likely from empty nesters or couples with dual incomes and no children, who tend to have a higher disposable income to support cafés, retail and bars in the area.

Types of jobs and businesses are changing

Inner West's economy has grown, increasing 26% from 2001 to 2016 with a Gross Regional Product (GRP) of $10.13 billion. While areas of light industry remain, Inner West businesses are no longer predominantly industrial. In 2016, nearly 77% of all jobs located in Inner West were in service industries such as professional, health, retail, education, transport and administrative services. Inner West's resident workforce reflects these services. In 2011, 63% were employed in white collar industries compared to Greater Sydney's 50%. Still, it is a challenge for the economy to retain industrial and employment lands for local businesses to continue and thrive.

The creative and performing arts industry is 8.8% of Inner West's workforce compared to 6% of Greater Sydney. It contributes to the strong local economy with more people employed in the arts and recreation sector in Inner West, 2.3%, than the share employed in Greater Sydney at 1.6%. The industry also plays a significant role in the increase of visitors to the area, up 34% from 2012. Support for artists and the creative industry is important to the community; a recent community survey showed they are considered key contributors to the unique quality and vibrancy of the area.

Rising costs and the decreasing availability of commercial space of a suitable size limit opportunities for creative communities to find or maintain workspaces, from small studios to large scale warehouses. This may force them to seek accommodation elsewhere.


28 Our Inner West 2036

Shaping the places where people live, work, socialise and play is becoming more challenging

With population growth, the challenge of housing affordability and pressures to rezone land for residential use, the community is concerned about the impact of poorly planned development on both the environment and overall wellbeing of the community.

With a wide variety of building types, Inner West has a low proportion of separate houses (24% as compared to 55% in Greater Sydney) and these are disappearing at a fast rate (down from 34% in 2011), increasing the development of semi-detached houses, townhouses, flats and units. There is also a large number of heritage-listed properties and conservation areas, which are highly valued by the community.

With more people and increased density, it is important to retain existing green, open spaces such as sports fields and improve how they are used in conjunction with the built environment. This is not only to meet the community's needs for recreation but also to ensure a well designed public domain for socialising, active transport and economic activity.

Large, complex state government infrastructure projects such as WestConnex and Sydney Metro are already changing the landscape. With the New Parramatta Road Urban Renewal Strategy and the Bays Precinct Urban Transformation Program waiting in the wings, Inner West will be directly affected.

These projects highlight the need for sustainable, planned development and urban renewal, designed to make life better for all of the community.

Public transport

Compared to many parts of Sydney, Inner West is well serviced by public transport to get in and out of the area, with three rail lines, 11 train stations, the light rail and major bus routes. But it's still not so easy to get around: the routes that link neighbourhoods and destinations throughout Inner West are limited. Accessibility of public transport also needs to be improved. In spite of recent improvements in train station accessibility, there are still local stations unable to be used by a proportion of the community.

Fewer people drive to work (38%) compared to Greater Sydney (56.6%) but traffic congestion is an issue for people living and working adjacent to main roads such as Liverpool Road, Parramatta Road, Victoria Road and the Princes Highway, as well as the larger feeder roads.

Community expectations for civic leadership

Civic leadership is not limited to Council and refers to the community as leaders. It means building community capacity and enabling local democracy, as well as ensuring good governance.

Results from the Micromex Community Satisfaction Survey 2016 stated that the community's ability to influence Council's decision making was of high importance. In addition to providing opportunities for community participation, the expectation of Inner West Council is to take responsibility to apply good governance by demonstrating professional and transparent decision making, good communication and engagement, strong financial management, and transparent and efficient service delivery.

Residents also expect Council to build partnerships with other agencies and community groups, and advocate on their behalf with State and Federal governments on issues that directly affect them.


30 Our Inner West 2036



Working together to deliver the Community Strategic Plan

Council is committed to working with other levels of government to advocate for the community on issues of concern. Jointly and separately, the Commonwealth and State governments are responsible for many critical services and policies impacting our community, including social security, public housing, health, public transport and traffic management, environmental regulation, education and policing. *Our Inner West 2036* identifies many issues and needs in which Council has only a limited role or minimal ability to influence. What Council is responsible for and able to deliver can be viewed in Council's four year Delivery Program and annual Operational Plan.

The *Intergovernmental Agreement 2013* guides the strategic partnership between State and local governments and is underpinned by the NSW 2021 State Plan, the Destination 2036 Action Plan for local government in NSW and local community strategic plans.

Aligning the strategies

Aligning relevant strategies will create synergy that contributes to successful outcomes. Many of the outcomes outlined in this plan align with the priorities of the NSW 2021 State Plan, the Premier's Priorities and the draft Eastern City District Plan and Resilient Cities. *Our Inner West 2036* should be integrated in future decision-making processes for Inner West and Greater Sydney.

Alignment with State and District plans

	An ecologically sustainable Inner West	Unique, liveable, networked neighbourhoods	Creative communities and a strong economy	Caring, happy, healthy communities	Progesssive local leadership
State priorities					
Better services	✓	✓	✓	✓	✓
Building infrastructure	✓	✓		✓	
Protecting the vulnerable				✓	
Safer communities		✓		✓	
Strong budget and economy			✓		✓
Premier's priorites					
Creating jobs			✓		
Delivering infrastructure	✓	✓		✓	
Driving public sector diversity					✓
Improving education results				✓	
Improving government services					✓
Improving service levels in hospitals				✓	
Keeping our environment clean	✓	✓			
Making housing more affordable		✓			
Protecting our kids		✓		✓	
Reducing domestic violence reoffending		✓		✓	
Reducing youth homelessness		✓		✓	
Tackling childhood obesity				✓	
Eastern City District Plan directions (Greater Sydney Commission)					
Adapting to a changing world	✓	✓			
Celebrating diversity and putting people at the heart of planning		✓		✓	✓
Creating the conditions for a stronger economy			✓		
Designing places for people	✓	✓	✓	✓	✓
Developing a more accessible and walkable city		✓		✓	
Giving people housing choices		✓			
Infrastructure supporting new developments	✓	✓		✓	
Using resources wisely	✓				
Valuing green spaces and landscape	✓	✓		✓	
Working together to grow a Greater Sydney			✓		✓

Item 4



Attachment 1

Translation Service
If you have questions on this document and need an interpreter, please call TIS National on 131 450 and ask them to call Inner West Council on 9392 5000

Υπηρεσία Διερμηνείας
Εάν έχετε ερωτήσεις αναφορικά με το παρόν έγγραφο και χρειάζεστε διερμηνέα, παρακαλούμε καλέστε την TIS National στο 131 450 και ζητήστε τους να καλέσουν το Inner West Council στο 9392 5000

Servizio traduzioni
Se avete domande su questo documento e necessitate di un interprete chiamate TIS National al numero 131 450 e chiedetegli di chiamarvi Inner West Council al numero 9392 5000

翻译服务
如果您对本文件有任何疑问，需要传译员帮助，请拨打TIS National的电话131 450，然后要求接通Inner West Council的电话9392 5000

Dịch vụ Thông Phiên dịch
Nếu quý vị có thắc mắc gì về tài liệu này và cần có thông dịch viên xin gọi cho TIS National qua số 131 450 và nhờ họ gọi cho Inner West Council qua số 9392 5000

خدمة الترجمة
إذا كانت لديك أسئلة حول هذا المستند وتحتاج إلى مترجم فوري، فاتصل بخدمة TIS National على الهاتف رقم 131 450 واطلب منهم الاتصال بـ Inner West Council على الرقم 9392 5000

Customer Service Centres
Petersham: 2-14 Fisher Street
Leichhardt: 7-15 Wetherill Street
Ashfield: 260 Liverpool Road
Phone (02) 9392 5000
www.innerwest.nsw.gov.au
© 2018 Inner West Council

INNER WEST COUNCIL

Item 4



Delivery Program 2018-2022

Attachment 2

INNER WEST COUNCIL

Aboriginal and Torres Strait Islander Statement

Inner West Council acknowledges the Gadigal and Wangal peoples of the Eora Nation, who are the traditional custodians of the lands in which the Inner West local government area (LGA) is situated.

We celebrate the survival of Aboriginal and Torres Strait Islander cultures, heritage, beliefs and their relationship with the land and water. We acknowledge the continuing importance of this relationship to Aboriginal and Torres Strait Islander peoples living today, despite the devastating impacts of European invasion. We express our sorrow for past injustices and support the rights of Aboriginal and Torres Strait Islanders to self determination.

Inner West Council understands our responsibilities and role in working with the Aboriginal community to promote cultural heritage and history, address areas of disadvantage, and protect and preserve the environment as well as sites of significance to Aboriginal peoples. In doing so, we acknowledge that Aboriginal cultures continue to strengthen and enrich our community.

Today, diverse groups of Aboriginal and Torres Strait Islander peoples live and work across the Inner West Council area. We admire the resilience displayed in their significant achievements and in making immense contributions to both Council and the broader community.

Inner West Council is committed to embedding the values and perspectives of the Aboriginal and Torres Strait Islander communities to ensure we learn from the mistakes of our past and forge a positive future of long-lasting value built on mutual respect, equality and opportunity.

Abbreviations

These abbreviations are used in this document:

Abbreviation	Full term or explanation
CSP	Community Strategic Plan – *Our Inner West 2036*
DP	Delivery Program
EFT	Equivalent full-time positions
LEP	Local Environmental Plan
DCP	Development Control Plan
KPI	Key Performance Indicator
LGBTIQ	Lesbian, gay, bi-sexual, trans-gender, intersex and queer
OP and B	Operational Plan and Budget

Contents

02 A message from the General Manager
03 Introduction
04 Our community
05 Our elected Council
06 Integrated planning and reporting
07 Reporting on the Delivery Program
07 Making the most of amalgamation
08 Resource commitments
08 Four year financial estimates
09 Addressing community issues
11 **Part A: Continuous service**
12 What Council does
13 Inner West Council services
16 Major Council projects
17 **Part B: Four year initiatives**
19 Strategic direction 1: An ecologically sustainable Inner West
24 Strategic direction 2: Unique, liveable, networked neighbourhoods
30 Strategic direction 3: Creative communities and a strong economy
32 Strategic direction 4: Caring, happy and healthy communities
38 Strategic direction 5: Progressive local leadership



A message from the General Manager

This is the first four year Delivery Program developed by Inner West Council.

It's a major step in delivering *Our Inner West 2036*, Council's Community Strategic Plan.

Council has been extremely busy developing fresh processes and policies for the still new Council. Integrating these throughout the organisation will be one of the outcomes of implementing the Delivery Program.

This is an important step in harmonising the workings of the three former councils into an exciting and innovative local government entity – which we are determined Inner West will be.

In reading through this Delivery Program, you will note the adoption and application of new technology that will greatly assist us in maintaining and improving service levels within our budget.

You will see how we are improving engagement, feedback and conversation between Council and our residents.

And how our asset management will ensure that our roads, parks and community buildings are to be maintained, and our infrastructure backlogs reduced, in the most cost-effective manner.

Council will soon commence online monthly reporting on our service areas, which will be available to the public, in our on-going commitment for greater public transparency and accountability.

As well, our six monthly, Annual and End of Council Term reporting will keep you informed of our progress. We are determined to not just meet, but exceed, your expectations.

Rik Hart
General Manager





Introduction

The four year Delivery Program (DP) tells our community about what their Council plans to do, or will do for them over the next four years.

This includes:

- Part A: Continuing to deliver essential and established services
- Part B: Initiatives for major changes that deliver on the Community Strategic Plan (CSP)

The Operational Plan for 2018/19 gives greater detail on how the initiatives will be delivered in the coming year. It is organised by Council's service groups to simplify reporting.

Delivering the Community Strategic Plan – *Our Inner West 2036*

Our Inner West 2036 has an 18 year timeframe. It:

- is a long term plan
- includes outcomes and strategies that are the responsibility of other stakeholders, and
- is a whole of community and government plan requiring input and collaboration from many stakeholders.

This DP is Council's first step towards realising the outcomes and strategies contained in the CSP.

Many of the initiatives that Council will deliver will support more than one CSP strategy. In this DP they are linked to one key strategy. This means that while not all strategies have individual initiatives linked to them, in this DP they are being implemented through the planning and implementation of other initiatives.

Our community

Inner West local government area | 192,030 Population | Area 3,519 hectares

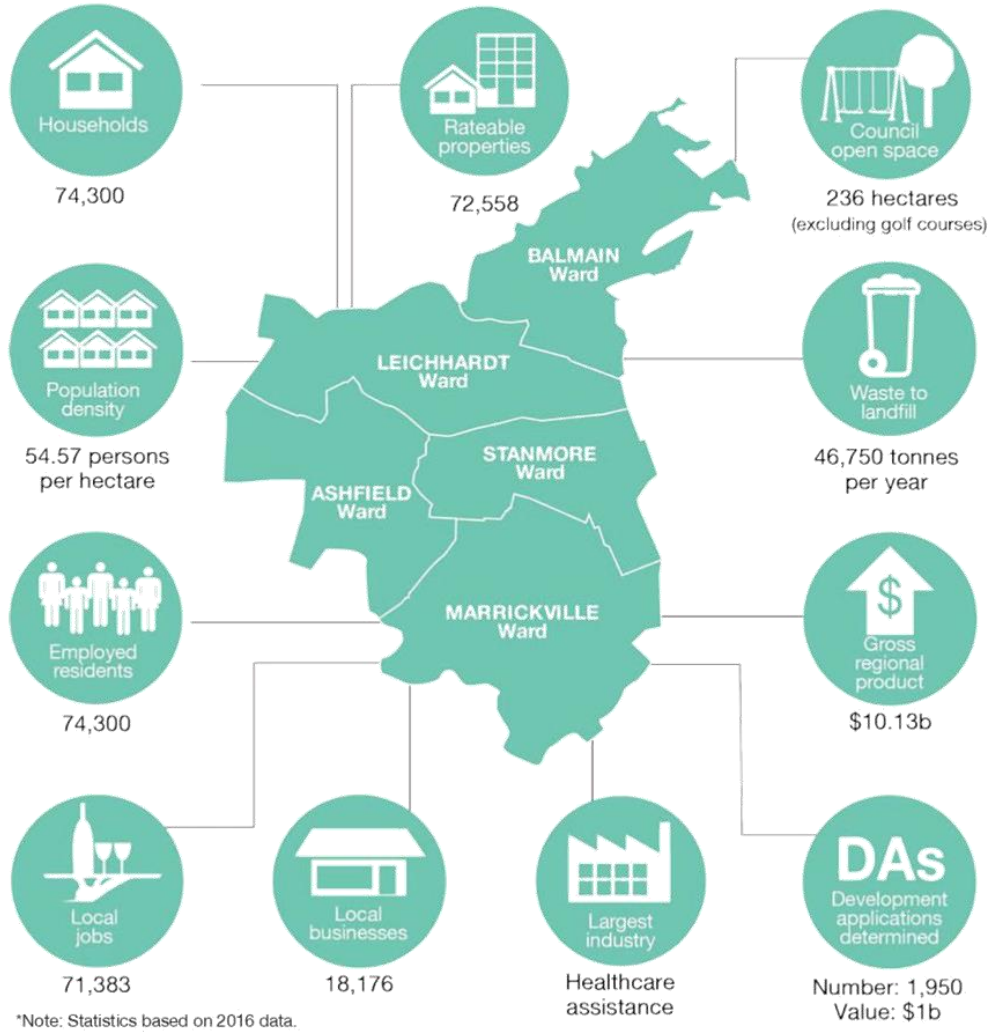

*Note: Statistics based on 2016 data.

Strategic Reference Groups

As part of its commitment to local democracy, Inner West Council established eight interim Strategic Reference Groups, which form part of a broader Community Engagement Framework adopted in June 2017:

- Aboriginal and Torres Strait Islander
- Economic Development
- Environment
- Housing and Affordability
- Planning and Heritage
- Social Inclusion
- Transport
- Young Leaders

The Strategic Reference Groups are comprised of community representatives, provide feedback, guidance and recommendations to Council on specific issues, including strategic planning and policy, and contribute local knowledge regarding community impacts, emerging trends, opportunities and service gaps. Council is currently reviewing the structure of local participatory democracy to ensure it meets community needs.

Our elected Council

Inner West Council has 15 councillors in five wards: Ashfield, Balmain, Leichhardt, Marrickville and Stanmore.
In accordance with the Local Government Act, Councillors review the performance of Council and its service delivery, financial and management plans and annual budget, and make decisions regarding Council's policies and programs.



Mayor, Councillor Darcy Byrne
(LAB) – Balmain Ward
darcy.byrne@innerwest.nsw.gov.au
9392 5900



Councillor Sam Iskandar
(LAB) – Marrickville Ward
sam.iskandar@innerwest.nsw.gov.au
0421 494 515



Councillor Rochelle Porteous
(GRN) – Balmain Ward
rochelle.porteous@innerwest.nsw.gov.au
0418 213 054



Deputy Mayor Councillor Julie Passas
(LIB) – Ashfield Ward
julie.passas@innerwest.nsw.gov.au
0419 206 855



Councillor Tom Kiat
(GRN) – Ashfield Ward
tom.kiat@innerwest.nsw.gov.au
0403 491 018



Councillor Vittoria Raciti
(LIB) – Leichhardt Ward
vittoria.raciti@innerwest.nsw.gov.au
0481 910 660



Councillor Marghanita Da Cruz
(GRN) – Leichhardt Ward
marghanita.da.cruz@innerwest.nsw.gov.au
0490 788 943



Councillor Pauline Lockie
(IND) – Stanmore Ward
pauline.lockie@innerwest.nsw.gov.au
0434 690 544



Councillor John Stamolis
(IND) – Balmain Ward
john.stamolis@innerwest.nsw.gov.au
0408 448 285



Councillor Mark Drury
(LAB) – Ashfield Ward
mark_drury@bigpond.com
0448 722 942



Councillor Victor Macri
(IND) – Marrickville Ward
victor.macri@innerwest.nsw.gov.au
0408 219 260



Councillor Louise Steer
(GRN) – Stanmore Ward
louise.steer@innerwest.nsw.gov.au
0490 788 418



Councillor Colin Hesse
(GRN) – Marrickville Ward
colin.hesse@innerwest.nsw.gov.au
0401 719 124



Councillor Lucille McKenna OAM
(LAB) – Leichhardt Ward
lucille.mckenna@innerwest.nsw.gov.au
0408 629 888



Councillor Anna York
(LAB) – Stanmore Ward
anna.york@innerwest.nsw.gov.au
0435 656 772

Council and committee meetings

Council conducts its business and decision making in formal Council and committee meetings. These meetings are open to the public, except in specific circumstances. Inner West Council meetings are livestreamed on Council's website.

Council's committees

- Local Traffic Committee
- Aged Care Interagency
- Local Emergency Management Committee
- Flood Management Advisory Committee

Integrated planning and reporting

This Delivery Program is part of the process of Integrated Planning and Reporting (IP&R). This process is led by the NSW Government and provides a framework for all councils in NSW, including Inner West, to plan, deliver and monitor services for our community.

The key elements of the framework are structured in Inner West as follows:

1. *Our Inner West 2036* – the Inner West Community Strategic Plan. This plan identifies the community the Inner West aspires to be by 2036.

2. Delivery Program 2018/22 – is the four year plan which outlines its commitment to achieving the outcomes and strategies of the CSP. It sets out the initiatives that Council will undertake during its four year term of office.

3. Operational Plan and Budget 2018/19 – outlines the detailed annual actions and planned expenditure that Council will undertake to work towards the community vision.

4. Resourcing Strategy – sits alongside the CSP, DP and OP and B to support and resource our long term commitment. The Resourcing Strategy consists of four key components:
   - Long Term Financial Plan
   - Asset Management Strategy and Plans
   - Information and Communications Technology Plan
   - Workforce Management Strategy

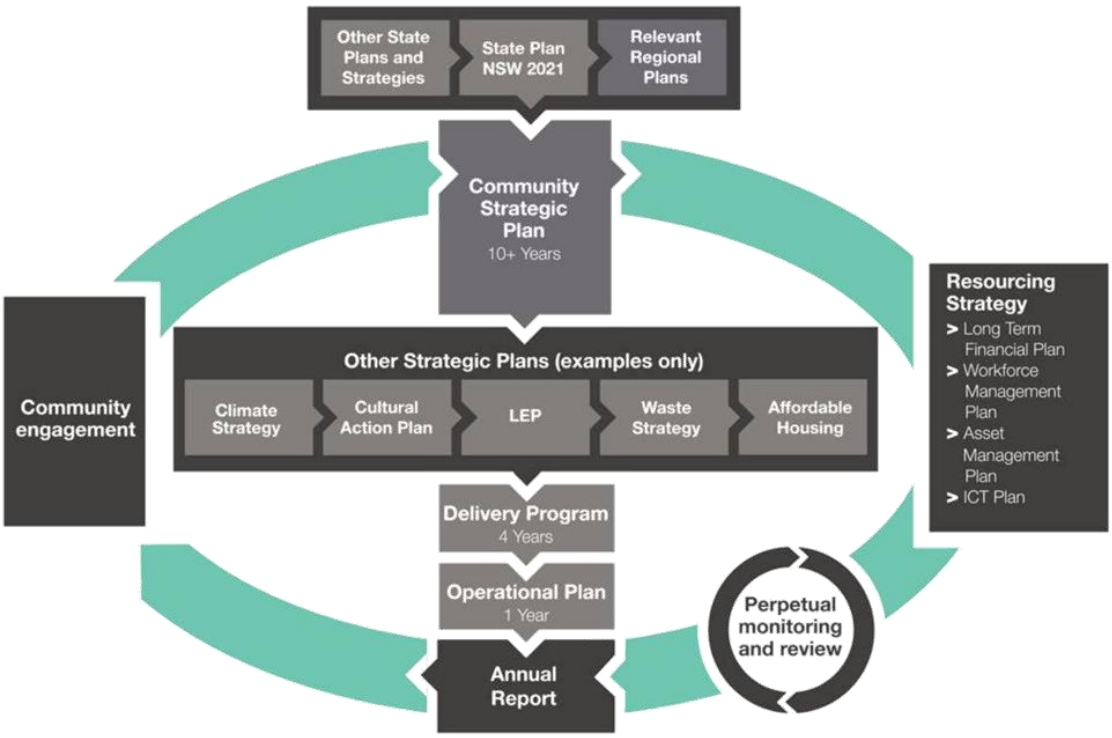

Item 4

Reporting on the Delivery Program



Making the most of amalgamation

In 2016 Inner West Council was created through an amalgamation of Ashfield, Leichhardt and Marrickville councils.

This amalgamation provides an opportunity for Inner West Council to make service delivery more efficient by taking advantage of its larger scale.



All essential and established services will be systematically harmonised and reviewed to ensure that the Inner West community continues to receive the best value services possible benefitting from the creation of Inner West Council.

Attachment 2

Resource commitments

This DP reflects these resource commitments:

- Council business will continue as usual with pre-amalgamation service levels maintained with these service levels harmonised over time
- Efficiencies and increased revenue opportunities will be investigated
- The infrastructure renewal program will be maintained
- No forced redundancy of staff

Four year financial estimates	2017/18 ($'000)	2018/19 ($'000)	2019/20 ($'000)	2020/21 ($'000)	2021/22 ($'000)
Income from Continuing Operations					
Domestic Waste Charge	38,363	38,086	39,045	40,028	41,035
Rates and General Revenue	115,019	119,011	121,752	122,802	125,631
User Charges & Fees	43,701	44,429	49,354	51,714	53,631
Interest Income	5,041	5,167	5,295	5,427	5,561
Other Income	24,505	24,484	25,093	25,959	26,355
Operating Grants and Contributions	8,626	10,904	11,527	11,622	11,889
Capital Grants and Contributions	11,012	25,907	29,270	33,559	15,418
Profit or Loss on Disposal	(150)	182	199	200	200
Total Income from Continuing Operations	**246,116**	**268,169**	**281,536**	**291,311**	**279,721**
Expenditure from Continuing Operations					
Employee Costs	126,613	123,934	128,193	131,951	133,822
Borrowing Costs	904	1,207	1,468	1,197	1,001
Materials and Contractors	59,760	64,415	65,948	66,543	66,797
Depreciation & Amortisation	26,130	26,129	26,391	26,655	26,921
Other Expenses	28,060	29,449	30,300	30,665	31,459
Total Expenses from Continuing Operations	241,466	245,134	252,300	257,011	260,000
Surplus/(Deficit) from Continuing Operations	4,650	23,035	29,236	34,300	19,721
Surplus/(Deficit) from Excluding Capital Grants and Contributions	(6,212)	(3,053)	(234)	541	4,103

Addressing community issues

As part of its commitment to effective community engagement, Council will conduct a community satisfaction survey at least once every two years. This survey provides key information to measure satisfaction with Council services and to identify community priorities.

Two community surveys have already been conducted for Inner West Council, the first in 2016 and the second in August 2017.

The August 2017 survey sample consisted of a total of 1,002 residents. Eight hundred and fifty respondents were selected by means of a computer based random selection process using the electronic White Pages. The remaining 152 respondents were directly recruited at a number of locations including Addison Road Markets, Ashfield railway station, Marrickville railway station, and Woolworths Balmain.

The Community Satisfaction Reports are available on Council's website.

Community Survey 2017 Top priority areas for Council	**CSP Outcomes support these priorities**
Managing development/ adequate planning/ overdevelopment	2.1 Development is designed for sustainability and makes life better 2.2 The unique character and heritage of neighborhoods is retained and enhanced
Providing adequate infrastructure to cater for the growing population	4.4 People have access to the services and facilities they need at all stages of life
Availability of/ access to/ improving public transport	2.5 Public transport is reliable, accessible, connected and enjoyable
Traffic management/ congestion	2.6 People are walking, cycling and moving around Inner West with ease
Environmental protection/ managing pollution/ maintaining green open spaces	1.1 The people and infrastructure of Inner West contribute positively to the environment and tackling climate change 1.2 Inner West has a diverse and increasing urban forest that supports connected habitats for flora and fauna
Access to parking facilities	2.6 People are walking, cycling and moving around Inner West with ease
Access to quality services/ facilities	4.4 People have access to the services and facilities they need at all stages of life
Housing affordability/ availability	2.4 Everyone has a roof over their head and a suitable place to call home



10 Inner West Council Delivery Program 2018-22

Item 4

Attachment 2

Item 4



Attachment 2

What Council does

Council delivers a wide range of essential and established services to the people of Inner West. The scale and scope of services provided by Inner West Council could surprise many people. This is only part of what Council does to provide the Inner West with great services:



Manages **assets** with a total replacement value of: **$1,783,959,000**
or **$9290 asset value per resident**



Employs **1,530** people **in full, part time or casual work** in **1,014 EFT positions**
Issues **72,558 rates notices** each year



Maintains **346km** of **local road** and **77.4km** of **laneways** which is **474ha** of **roadway**
Maintains **40km** of **regional road** with grant assistance from the NSW Government
Maintains **845km** of footpath



Maintains **25 sportsgrounds**



Provides **31 rooms available for hire**



Maintains **62 public toilet buildings** including in **46 parks**

Maintains **328 ha of parks and playgrounds**
Maintains **310 parks**

Maintains **7.7km of seawall** along **17km of harbour frontage**



8 libraries with **1,015,838 visits** a year and **over 1 million library items borrowed**

5 aquatic centres with **1,540,000 visits a year**

Provides or supports **645 childcare places** & **760 out of school hours care places**



Maintains a **website** with over **2,700,000 page views** each year



Undertakes **616 inspections of registered premises** a year
(food shops/ tattoo parlours etc)



Services **73,000 waste bins** (garbage, recycling and green)
Picks up **38,300 tonnes of garbage** every year or 199kg for every resident
Picks up **19,800 tonnes of material for recycling** every year or **103kg for every resident**

Council is structured to support the delivery of the wide range of services our community expects to a continuing high standard.

Inner West Council services

Inner West Council's services are well established, providing a high level of service for the community. These services use a continuous improvement approach to deliver, monitor and evaluate their service delivery and to ensure that in their day to day service delivery they are making a major contribution to Council's effort to deliver on the CSP. This is a summary of what they deliver on a day to day basis.









Children and Family Services

- Plan for and provide Council's education and care services for families with children aged 0 to12 years:
  - Long day care
  - Family day care
  - Preschool and occasional care
  - Out of school hours care

  These services operate under the National Quality Framework Bill 2010, and the Education and Care Services National Regulations.
- Support parents' participation in the workforce and/or society
- Support children with additional needs and from vulnerable and disadvantaged backgrounds

Community Events

- Organise, present and evaluate a program of high quality events that engage the local community in celebrations of place, culture and diversity
- Provide employment for local performing artists and arts workers

Community Services and Culture

- Provide, and work with partners on programs and services to support and promote community wellbeing
- Develop social and cultural strategies and plans
- Initiate and manage programs that position Inner West as a destination for excellence and innovation in the arts and culture
- Activate Council's community facilities to foster community building, participation, and social support
- Provide community grants through the Inner West Grants Program

Development Assessment

- Implement Council's statutory responsibilities to effectively manage change within the built and physical environment
- Provide accurate, timely and consistent planning and building advice to customers and high quality decisions and development outcomes











Environment and Sustainability

- Undertake strategic planning for urban sustainability — climate change and renewables and deliver
  day-to-day sustainability advice, support, partnerships and tools through education, engagement, and
  programs with community, schools and businesses
- Undertake strategic planning for urban ecology — water and catchments, soils, biodiversity, soil health and green infrastructure to protect and enhance ecological assets in the public domain across Inner West
- Support community involvement with urban ecology volunteer projects including Bushcare, native plant nurseries, living lanes ambassadors and citizen science projects
- Manage Council's environmental risk, compliance, ecological design and environmental performance, monitoring and reporting

Footpaths, Roads, Traffic and Stormwater

- Plan, design and construct infrastructure
- Maintain and manage infrastructure:
  - Road pavements
  - Road side furniture
  - Kerb & gutter
  - Footpaths
  - Cycleways
  - Bridges
  - Streetscape
  - Road reserve signage and pavement markings
  - Stormwater drainage
  - Traffic facilities and devices
  - Public carparks

Library and History

- Deliver library services to a network of eight libraries with around 100,000 library members
- Provide a program of regular activities such as baby rhyme time, story time, computer classes, craft classes, health talks and school holiday activities
- Manage the annual one million visitors to the library, the one million borrowed items and free access to technology and digital resources
- Provide history services and research, manage collections and archives, present exhibitions and displays and run community workshops and programs
- Partner with community organisations and schools to expand library activities and increase library use.

Recreation and Aquatics

- Develop, plan for, deliver and promote recreation opportunities
- Manage Council's service provider contracts for the two indoor recreational facilities to ensure that services and programming meet the needs of the community
- Manage the service provider contracts for Annette Kellerman Aquatic Centre and Fanny Durack Aquatic Centre to ensure that services and programming meet the needs of the community
- Manage Ashfield Aquatic Centre, Dawn Fraser Baths and Leichhardt Park Aquatic Centre to ensure services and programming meet the needs of the community
- Develop and deliver master plans for the public domain to support growth and change











Regulatory Services

- Manage the urban environment in a way that protects life, property, amenities and the environment (natural, built and cultural) through the use of regulatory tools and education

Resource Recovery

- Undertake strategic planning for resource recovery and provide policy, education and information that leads to behaviour change in relation to the avoidance, reuse, recycling and disposal of materials.
- Deliver daily collection and transport services to more than 90,000 households and businesses across Inner West for waste, recycling, greenwaste, household clean up, illegal dumping and lane cleaning, litter bins, community recycling centres and other recycling services (e-waste, mattresses, white goods)

Strategic Planning

- Protect and improve the local natural and built environment through land use policy and strategy development
- Guide the efficient and effective use and distribution of Council's resources
- Guide the delivery of local infrastructure ensuring it supports forecast growth
- Deliver a suite of plans to drive change and economic development, shape future growth outcomes and guide the delivery of infrastructure
- Develop outcomes based organisational strategy that reflects community needs and aspirations through effective integrated planning and reporting

Trees, Parks and Sportsfields

- Maintain, renew and upgrade parks, reserves and sporting grounds and public open space
- Coordinate recreation planning and programs for parks
- Manage public and private trees
- Maintain Council's trees

Corporate Support Services

The corporate support services that underpin the efficient and effective delivery of Council's services are:

- Civic Governance, Integration, Customer Service and Business Excellence
- Communications and Engagement
- Finance
- Human Resources
- Information and Communications Technology
- Legal
- Procurement and Fleet
- Properties, Major Building Projects and Facilities

Major Council projects

Major projects that renew and upgrade significant facilities can take many years to complete from the initial consultation and planning phases through to construction and launch of a new facility.

Large scale projects often require more than the four years of a DP to move from conception, planning, funding to completion.

The major projects that are already underway and will be completed as part of this DP include:

- **Ashfield Aquatic Centre upgrade** which is scheduled to be open to the public early in 2020.
- **Patyegarang Place, including Marrickville Library and community spaces**, as part of the redevelopment of the former Marrickville Hospital site is scheduled to be open to the public in mid-2019.
- **GreenWay** multi-purpose active transport and biodiversity link — implement the recommendations of the GreenWay Master Plan
- **Draft Local Environment Plan (LEP) and Development Control Plan (DCP)**, which is a four year project to be completed in 2022 and will be prepared with extensive community engagement throughout the project



Artist impression of Ashfield Aquatic Centre



Artist impression of Marrickville Library

NSW Government initiatives

The NSW Government has a number of current initiatives that will significantly impact on life in Inner West:

- Parramatta Road Urban Transformation Program www.landcom.com.au/places/parramatta-road
- WestConnex www.westconnex.com.au
- The Bays Precinct Sydney www.thebayssydney.nsw.gov.au
- Sydenham to Bankstown Urban Renewal Corridor www.planning.nsw.gov.au/Plans-for-Your-Area/Priority-Growth-Areas-and-Precincts/Sydenham-to-Bankstown-Urban-Renewal-Corridor
- Callan Park

Inner West Council is active in advocating for the best outcomes for the Inner West community.

Item 4



Attachment 2

Reading the four year initiatives

How this section is structured

Over the next four years, Council plans to respond to the five strategic directions identified by the community in *Our Inner West 2036* – the Community Strategic Plan for the Inner West community. These directions form the structure of this section of the Delivery Program.

The strategic directions are:

1. An ecologically sustainable Inner West
2. Unique, liveable, networked neighbourhoods
3. Creative communities and a strong economy
4. Caring, happy, healthy communities
5. Progressive local leadership

In *Our Inner West 2036*, each strategic direction is accompanied by the outcomes the community would like to achieve by 2036, as well as strategies to achieve them. Each four year initiative in this section of the Delivery Program has been developed to deliver on one or more of these strategies.

Understanding the content

Guiding strategies	Council's key guiding strategies or plans that are already adopted, underway or planned. This currently also includes some legacy strategies from the former Ashfield, Leichhardt and Marrickville councils which have yet to be harmonised. Each of the new strategy documents link to strategies in *Our Inner West 2036*, and when adopted, provide more detail about what Council plans to do and why.
Measuring our progress	This includes key performance indicators, targets and benchmarks that Council will use to demonstrate progress against each strategic direction.
Planned capital projects	One-off projects and associated budgets Council is delivering, which work to each strategic direction.
Outcomes	Outcomes the community would like to achieve by 2036, which have been identified in *Our Inner West 2036*. These were developed with extensive community engagement.
CSP strategies	Strategies to meet the outcomes, also identified in *Our Inner West 2036*.
Initiatives	Four year initiatives that Council will deliver to respond to the strategies identified in *Our Inner West 2036*.

Review of four year initiatives

Since many of the initiatives in this Delivery Program involve the development of integrated Council-wide strategies and the review of services, responding to these strategies and any service reviews will require adjustment and change.

This means that this Delivery Program may experience significant change before June 2022.

Strategic direction 1: An ecologically sustainable Inner West

Guiding strategies

- Carry forward: **Strategy for a Water Sensitive Community** (Marrickville Council)
- Carry forward: **Biodiversity Strategy** (Marrickville Council)
- Carry Forward: **Climate Plan** (Marrickville Council)
- Carry Forward: **Environmental Sustainability Plan** (Leichhardt Council)
- Carry forward: **Our Energy Future Renewable Energy Master Plan** (South Sydney Regional Organisation of Councils)
- Carry forward: **Regional Waste and Resource Recovery Strategy** (South Sydney Regional Organisation of Councils)
- Carry forward: **GreenWay Biodiversity Strategy** (Inner West and Canterbury Bankstown Councils)
- Planned: **Inner West Urban Ecology Strategy**
- Planned: **Urban Forest Policy**
- Planned: **Inner West Climate and Renewables Strategy**
- Planned: **Street Tree Master Plan**
- Planned: **Inner West Zero Waste Strategy**
- Planned: **Inner West Council Resource Recovery Policy**

Measuring our progress

Key Performance Indicator	Trend or target June 2022	Benchmark 2017
Community satisfaction with household garbage collection	Maintain	4.30
Community satisfaction with environmental education programs and initiatives	Increase or maintain	3.30
Community satisfaction with encouraging recycling	Increase or maintain	3.73
Community satisfaction with removal of illegally dumped rubbish	Increase or maintain	3.48
Community satisfaction with protecting the natural environment	Increase or maintain	3.46
Community satisfaction with tree management	Increase or maintain	3.12
Tonnes of carbon emissions generated by Inner West Council	Trending down	23,000 tonnes per year
% Inner West Council investments in fossil fuels	Trending downwards	26% (2017/18)
Number of bushcare volunteers	maintain	1,400
Kilograms of total waste stream to landfill per resident	Trending down to 150kg per resident each year from 199kg per resident in 2016/17	199 kg (2016/17)
Kilograms of residential waste collected in red-lid bins that could be recycled (other than organic matter)	Reduce to 183kg per resident per year	244kg in 2016/17
Recovery of green waste from the waste stream per resident each year	Trending up	37 kg
% of residential waste collected in red-lid bins that is food and garden organic matter	Reduce by 25% (average of 10kg per week in each red lid bin)	39% (2016/17)
% of E-waste and chemical waste recovered, recycled or safely disposed	90%	
% Bulky household items picked up by Inner West Council reused, recycled or recovered.	50% recovery rate (reused, recycled or recovered)	12%
Tonnes of waste collected from illegal dumping	Reduce by 25% to 2045 tonnes each year	727 tonnes (2016/17)

Planned Capital Projects

Project Description	2018/19 ($'000)	2019/20 ($'000)	2020/21 ($'000)	2021/22 ($'000)
Sea Walls Capital	60	500	544	70
Wharves Capital	0	0	15	0
Stormwater Renewal - Capital	1,090	1,345	959	1,450
Stormwater Upgrade - Capital	695	786	565	1,445
Leichhardt Park Bushcare Upgrade	60	0	0	0
TOTAL	**1,905**	**2,631**	**2,083**	**2,965**

Outcome 1.1
The people and infrastructure of Inner West contribute positively to the environment and tackling climate change

CSP Strategy	Initiative	Y.1 18/19	Y.2 19/20	Y.3 20/21	Y.4 21/22	Lead Service Group
1.1.1 Provide the support needed for people to live sustainably	Renew and upgrade seawalls in line with the Seawalls and Wharves capital program					Trees, Parks and Sportsfields
	Establish and maintain a Green Living Centre Program					Environment and Sustainability
	LED street lighting accelerated replacement					Footpaths, Roads, Traffic and Stormwater
1.1.2 Reduce urban heat and manage its impact	Undertake the street tree planting and establishment program					Trees, Parks and Sportsfields
	Gap analysis and audit of street tree data					Trees, Parks and Sportsfields
	Establish a sustainable proactive maintenance program and forward inspection program for all Council trees.					Trees, Parks and Sportsfields
	Continue to work with Ausgrid for appropriate pruning standards for street trees, including the adoption of an Inner West Local Precinct Plan					Trees, Parks and Sportsfields
	Implement the Urban Ecology sub catchment planning program					Environment and Sustainability
	Seek and maintain partnerships to support adaptation to urban heat					Environment and Sustainability
1.1.3 Create spaces for growing food	Seek and maintain research and on-ground partnerships around growing food in urban areas					Environment and Sustainability
1.1.5 Provide green infrastructure that supports increased ecosystem services	Provide, renew and upgrade stormwater infrastructure					Footpaths, Roads, Traffic and Stormwater
	Upgrade Dobroyd Point rock wall					Trees, Parks and Sportsfields
	Design and implement prioritised green infrastructure in the public domain					Environment and Sustainability
	Support the community to provide green infrastructure					Environment and Sustainability

Outcome 1.2
Inner West has a diverse and increasing urban forest that supports connected habitats for flora and fauna

CSP Strategy	Initiative	Y.1 18/19	Y.2 19/20	Y.3 20/21	Y.4 21/22	Lead Service Group
1.2.1 Support people to protect, restore, enhance and connect with nature in Inner West	Develop and deliver an Urban Ecology Education and Incentives Program					Environment and Sustainability
	Manage urban ecology volunteer programs and facilities					Environment and Sustainability
1.2.2 Maintain and increase Inner West's tree canopy and urban forest, and enhance biodiversity corridors	Maintain, protect and enhance the Inner West's current ecological assets					Environment and Sustainability
	Establish environmental planning zones for the GreenWay and the Cooks and Parramatta Rivers in the Inner West Urban Local Environmental Plan and Development Control Plan					Environment and Sustainability
	Develop and implement an Urban Forest Policy and Street Tree Master Plan					Trees, Parks and Sportsfields
	Identify new corridors across Inner West					Environment and Sustainability
1.2.3 Protect, conserve and enhance existing natural area sites for species richness and and diversity	Develop Urban Ecology strategies and policies					Environment and Sustainability

Outcome 1.3
The community is water sensitive, with clean, swimmable waterways

CSP Strategy	initiative	Y.1 18/19	Y.2 19/20	Y.3 20/21	Y.4 21/22	Lead Service Group
1.3.1 Collaborate to deliver water - sensitive plans, decisions and infrastructure	Partner with regional stakeholders on catchment and waterway health					Environment and Sustainability
	Develop and implement subcatchment based Urban Ecology Plans					Environment and Sustainability
1.3.2 Supply water from within Inner West catchments	Develop and implement a stormwater harvesting plan for Inner West					Environment and Sustainability

Outcome 1.4
Inner West is a zero-emissions community that generates and owns clean energy

CSP Strategy	Initiative	Y.1 18/19	Y.2 19/20	Y.3 20/21	Y.4 21/22	Lead Service Group
1.4.1 Support local adoption of clean renewable energy	Develop and implement the Inner West Climate and Renewables Strategy					Environment and Sustainability
	Pursue opportunities to drive an increase in renewable energy in the Inner West for Council and the community					Environment and Sustainability
	Focus efforts to drive efficiency and manage demand for energy across Council operations and reduce corporate emissions					Environment and Sustainability
	Update planning controls and agreements to maximise the uptake of renewable energy and installation of green infrastructure in new developments and clarify processes for existing buildings					Environment and Sustainability
1.4.2 Support development of a transport network that runs on clean, renewable energy	Develop and implement a sustainable fleet and procurement strategy					Procurement and Fleet

Outcome 1.5
Inner West is a zero waste community with an active share economy

CSP Strategy	Initiative	Y.1 18/19	Y.2 19/20	Y.3 20/21	Y.4 21/22	Lead Service Group
1.5.1 Support people to avoid waste, and reuse, repair, recycle and share	Develop an Inner West Council Resource Recovery Policy					Environment and Sustainability
1.5.2 Provide local reuse and recycling infrastructure	Develop and operate a second Inner West Council Community Recycling Centre for problem wastes					Environment and Sustainability
	Promote zero waste avoidance, reuse recycling and repair					Environment and Sustainability
	Increase reuse opportunities and develop a local reuse centre					Environment and Sustainability
1.5.3 Divert organic material from landfill	Provide options for residents to divert organics at home, in the community and through a kerbside service					Environment and Sustainability
1.5.4 Advocate for comprehensive Extended Producer Responsibility	Collaborate with stakeholders to support delivery of the Inner West Zero Waste Strategy and Action Plan					Environment and Sustainability

Strategic direction 2: Unique, liveable, networked neighbourhoods

Guiding strategies

- Adopted: **Inner West Affordable Housing Policy**
- Adopted: **Inner West Council Homelessness Policy**
- Adopted: **Parramatta Road Corridor Urban Amenity Improvement Plan**
- In development : **Inner West Integrated Transport Strategy**
- In development: **Transport Asset Management Plan**
- In development: **Stormwater Asset Management Plan**
- In development: **Inner West Council Development Contribution Plan**
- In development: **GreenWay MasterPlan**
- Planned: **Inner West Local Environment Plan (LEP) and Development Control Plan (DCP)**
- Planned: **Inner West Active Transport Plan**
- Planned: **Creative Communities, Public Art and Place Making Framework**
- Planned: **Inner West Public Domain Strategy**
- Planned: **Inner West Housing Strategy**

Measuring our progress

Key Performance Indicator	Trend or target June 2022	Benchmark 2017
Community satisfaction with long term planning for Council area	Increase	2.97
Community satisfaction with managing development in the area	Increase	2.83
Community satisfaction with protection of heritage buildings and items	Increase	3.23
Community satisfaction with protection of low rise residential areas	Increase	2.95
Community satisfaction with appearance of your local area	Maintain	3.51
Community satisfaction with maintenance and cleaning of town centres	Maintain	3.67
Community satisfaction with graffiti removal	Increase	3.38
Community satisfaction with stormwater management and flood mitigation	Maintain	3.48
Community satisfaction with maintaining local roads excluding major routes	Increase	3.17
Community satisfaction with maintaining footpaths	Increase	3.08
Community satisfaction with cycleways	Increase	3.00
Community satisfaction with management of parking	Increase	2.74
Community satisfaction with traffic management and road safety	Increase	3.18
Increase number of trees on Council owned land including street trees	Increase	900 planted each year
Implement the Affordable Housing Policy to increase the number of affordable housing units transferred to Council or a community housing provider	At least 20	4

Project description	2018/19 ($'000)	2019/20 ($'000)	2020/21 ($'000)	2021/22 ($'000)
Various-Shade sail additional - as per shade sail plan	400	90	0	0
Waterfront Drive Upgrade	1,380	0	0	0
Greenway Missing Link N - Leichhardt Northern Feeder	250	0	0	0
Greenway Missing Link J1 - Bridge under Parramatta Rd	450	0	0	0
Greenway Missing Link H2 - Longport St tunnel	400	0	0	0
Greenway Missing Link I - Cadigal Reserve Cycle Path	400	0	0	0
Greenway capital budget	400	5,260	6,150	2,100
Cooks River Cycleway lighting design and upgrade	390	0	0	0
Skate Park in Callan Park - Construction	476	800	0	0
Ashfield Park Lighting upgrade	590	0	0	0
Greenway Central Ilinks Construction	7,650	1,217	0	0
Road Renewal - Haberfield, Ramsay Street (Dalhousie St To Wattle St)	420	0	0	0
Road Renewal - Arthur St - Road Reconstruction (Holden St to Milton St)	850	0	0	0
Road Renewal - Dover St - Road Reconstruction	375	0	0	0
Road Renewal - Dulwich Hill, Keith St Macarthur Pde to Wardell Rd	320	0	0	0
Marrickville - Riverside Cres Drainage Diversion	500	0	0	0
Booth Street Bridge - Investigation Design and Replacement	840	0	0	0
Chester Street Footbridge - Replacement	300	0	0	0
Lilyfield Road Cycleway	1,500	2,375	0	0
Bike Route LR18 (Marrickville Station to Dulwich Hill) Construction	600	0	0	0
Bike Route LR03 (Livingstone Rd to Frazer St) Construction	500	1,100	0	0
Ashfield Town Centre Upgrade	295	1,000	0	0
Gateway Treatment (Ashfield Town Centre)	480	0	0	0
Outdoor Dinning Emblishment (Ashfield Town Centre)	600	0	0	0
Urban Amenity Improvement Program (Various Projects)	930	6,718	16,678	0
New Ashfield Town Centre Public Toilet	100	300	0	0
Regional Roads Renewal - Capital	425	850	860	1,000
Local Roads Renewal - Capital	4,139	5,294	5,289	5,248
Kerb & Gutter Renewal - Capital	544	400	405	370
Roadside Furniture - Capital	100	100	188	100
Footpaths Renewal - Capital	2,342	2,200	2,130	2,511
Footpaths Upgrade - Capital	65	250	260	144
Traffic and Parking Management - Capital	160	165	165	165
Traffic Renewal - Capital	2,056	1,178	366	992
Bridges - Capital	0	35	0	375
Cycleways - Capital	625	2,275	3,545	5,726

Project description	2018/19 ($'000)	2019/20 ($'000)	2020/21 ($'000)	2021/22 ($'000)
Car Parks - Capital	260	35	180	285
Town Centres Upgrade - Capital	749	140	1,090	3,020
Arts Projects	135	0	0	0
TOTAL	**32,996**	**31,782**	**37,306**	**22,036**

Outcome 2.1
Development is designed for sustainability and makes life better

CSP Strategy	Initiative	Y.1 18/19	Y.2 19/20	Y.3 20/21	Y.4 21/22	Lead Service Group
2.1.1 Pursue integrated planning and urban design across public and private spaces to suit community, and local environment needs	Prepare an Inner West Council Development Contribution Plan under Sec 7.11 and Sec 7.12 of the Environmental Planning and Assessment Act (formerly s.94 and s.94A)					Strategic Planning
	Prepare a Local Strategic Planning Statement					Strategic Planning
	Prepare an Inner West Local Environmental Plan (LEP) and Development Control Plan (DCP)					Strategic Planning
	Review, update and improve education materials, website information, application forms and guidelines					Development Assessment and Regulatory Services
2.1.2 Identify and pursue innovative and creative solutions to complex urban planning and transport issues	Establish Inner West as a leader in finding innovative solutions and partnerships to complex urban sustainability issues					Environment and Sustainability
	Prepare the Inner West Integrated Transport Strategy					Strategic Planning
	Prepare masterplans for the Parramatta Road Urban Amenity Improvement Program projects					Recreation and Aquatics
	Undertake Parramatta Road Urban Amenity Improvement Program					Footpaths, Roads, Traffic and Stormwater
	Undertake master planning as part of the NSW Government's Precinct Support Scheme for the Sydenham station area					Recreation and Aquatics
2.1.3 Improve the quality, and investigate better access and use, of existing community assets	Prioritise playground renewal and upgrade through a long term Playground Strategy					Trees, Parks and Sportsfields
	Prioritise shade sail renewal and upgrade through a Shade Sail Strategy					Trees, Parks and Sportsfields

Outcome 2.2
The unique character and heritage of neighbourhoods is retained and enhanced

CSP Strategy	Initiative	Y.1 18/19	Y.2 19/20	Y.3 20/21	Y.4 21/22	Lead Service Group
2.2.1 Provide clear and consistent planning frameworks and processes that respect heritage and the distinct characters of urban villages	Increase provision of pre-lodgement planning and heritage advice by Council staff					Development Assessment and Regulatory Services
	Increase the provision of Building Certification Services by Council in Inner West					Development Assessment and Regulatory Services
2.2.2 Manage change with respect for place, community history and heritage	Crown Land Act changes will transfer the Native Title management responsibility to Council from July 2018					Properties, Major Projects and Facilities
	Prepare and submit documentation to support Haberfield Heritage Conservation Area being included in the NSW Heritage Act schedules					Strategic Planning

Outcome 2.3
Public spaces are high quality, welcoming and enjoyable places, seamlessly connected with their surroundings

CSP Strategy	Initiative	Y.1 18/19	Y.2 19/20	Y.3 20/21	Y.4 21/22	Lead Service Group
2.3.1 Plan and deliver public spaces that fulfil and support diverse community needs and life	Prepare the Inner West Public Domain Study and Strategy					Recreation and Aquatics
	Develop and implement Master Plans for the public domain					Recreation and Aquatics
	Enhance streetscapes and town centres					Footpaths, Roads, Traffic and Stormwater
	Deliver interpretation artwork at the site of the former Datchett St, Balmain East incinerator					Trees, Parks and Sportsfields
	Support the Creative Communities, Public Art and Place Making Framework					Community Services and Culture
2.3.2 Ensure public uses and developments contribute positively to their surrounding public spaces	Identify opportunities and / or lobby for additional open space in association with large development					Recreation and Aquatics
2.3.3 Advocate for and develop planning controls that retain and protect existing public and open spaces	Establish the Callan Park Trust					Trees, Parks and Sportsfields

Outcome 2.4
Everyone has a roof over their head and a suitable place to call home

CSP Strategy	Initiative	Y.1 18/19	Y.2 19/20	Y.3 20/21	Y.4 21/22	Lead Service Group
2.4.1 Ensure the expansion of community and affordable housing, distributed across Inner West, facilitated through proactive policies	Maintain a Housing and Affordability Officer role					Community Services and Culture
2.4.2 Encourage diversity of housing type, tenure and price in new developments	Implement the Inner West Affordable Housing Policy and develop implementation guidelines for the policy					Community Services and Culture
2.4.3 Assist people who are homeless or sleeping rough	Implement the Inner West Homelessness Policy					Community Services and Culture

Outcome 2.5
Public transport is reliable, accessible, connected and enjoyable

While this outcome is the primary responsibility of other stakeholders, Inner West Council is working collaboratively with them to support better public transport.

Outcome 2.6
People are walking, cycling and moving around Inner West with ease

CSP Strategy	Initiative	Y.1 18/19	Y.2 19/20	Y.3 20/21	Y.4 21/22	Lead Service Group
2.6.1 Deliver integrated networks and infrastructure for transport and active-travel	Prepare an Inner West Integrated Transport Strategy					Strategic Planning
	Traffic and Parking needs study to confirm the Development Contribution Plan					Strategic Planning
	Develop and implement traffic and parking management studies					Strategic Planning
	Implement the GreenWay Master Plan ensuring that it is consistent with adopted and emerging GreenWay strategies and plans					Trees, Parks and Sportsfields
2.6.2 Pursue innovation in planning and providing new transport options	Prepare an Inner West Active Transport Plan					Strategic Planning
	Behavioural Change Program to encourage the shift to active transport					Strategic Planning
2.6.3 Ensure transport infrastructure is safe, connected and well-maintained	Develop and implement programs to promote road safety					Footpaths, Roads, Traffic and Stormwater
	Review and coordinate the implementation of parking strategies					Development Assessment and Regulatory Services
	Renew local and regional roads					Footpaths, Roads, Traffic and Stormwater
	Renew and upgrade footpaths					Footpaths, Roads, Traffic and Stormwater
	Provide, renew and upgrade traffic and pedestrian safety facilities					Footpaths, Roads, Traffic and Stormwater
	Provide and upgrade cycleway infrastructure					Footpaths, Roads, Traffic and Stormwater
	Renew and upgrade bridges					Footpaths, Roads, Traffic and Stormwater
	Renew and upgrade carparks					Footpaths, Roads, Traffic and Stormwater
	Renew and upgrade roadside furniture					Footpaths, Roads, Traffic and Stormwater

Strategic direction 3: Creative communities and a strong economy

Guiding strategies

- Carry Forward: **Marrickville Cultural Action Plan (2016 - 2020)**
- Carry Forward: **Leichhardt Community and Cultural Plan 10 Year Strategic Plan (2011 – 2021)**
- Carry Forward: **Live Music Marrickville Action Plan**
- Planned: **Inner West Creative Cultures Plan**
- Planned: **Creative Inner West Economy Strategy**
- Planned: **Inner West Council Economic Development Strategy**

Measuring our progress

Key Performance Indicator	Trend or target June 2022	Benchmark 2017
Community satisfaction with supporting local jobs and businesses	Increase	3.36
Community satisfaction with supporting local artists and creative industries	Increase	3.39
Community satisfaction with festival and events program	Maintain or increase	3.73

Outcome 3.1
Creativity and culture are valued and celebrated

CSP Strategy	Initiative	Y.1 18/19	Y.2 19/20	Y.3 20/21	Y.4 21/22	Lead Service Group
3.1.1 Grow Inner West's reputation as a leading creative and cultural hub, celebrating and supporting diverse creative industries and the arts	Develop the Inner West Creative Cultures Plan					Community Services and Culture
	Support the marketing of Inner West as a tourism destination and creative hub					Communication, Engagement and Events
	Develop and provide specific planning advice and educational materials tailored to small business and creative industries					Development Assessment and Regulatory Services
3.1.2 Create opportunities for all members of the community to participate in arts and cultural activities	Digitise existing Inner West history collections					Library and History
	Conduct a Strategic Review of the Major Community Events Program to support a high quality program that encourages community participation					Communication, Engagement and Events

Outcome 3.2
Inner West is the home of creative and innovative industries

CSP Strategy	initiative	Y.1 18/19	Y.2 19/20	Y.3 20/21	Y.4 21/22	Lead Service Group
3.2.1 Position the Inner West as a place of excellence for creative industries and services and support them to thrive	Develop the Creative Inner West Economy Strategy					Community Services and Culture

Outcome 3.3
The local economy is thriving

CSP Strategy	Initiative	Y.1 18/19	Y.2 19/20	Y.3 20/21	Y.4 21/22	Lead Service Group
3.3.1 Support business and industry to be socially and environmentally responsible	Conduct audit of unauthorised restricted premises across Inner West					Development Assessment and Regulatory Services
	Conduct safety audit program of awnings over Council footpaths					Development Assessment and Regulatory Services
	Implement a program of proactive building site inspections					Development Assessment and Regulatory Services
	Develop and implement the Community Resourcing and Major Partners Program					Community Services and Culture
	Develop a Council portal to create one place to interact online with Council					Information and Communications Technology
	Establish e-services to enable Council services to be performed electronically					Information and Communications Technology
3.3.2 Strengthen economic viability and connections beyond Inner West	Prepare an Inner West Council Economic Development Strategy					Strategic Planning
	Improve Development Application processing times					Development Assessment and Regulatory Services
3.3.3 Promote Inner West as a great place to live, work, visit and invest in	Support mobility by allowing community and staff to interact with Inner West Council systems anywhere, anytime					Information and Communications Technology

Outcome 3.4
Employment is diverse and accessible

CSP Strategy	Initiative	Y.1 18/19	Y.2 19/20	Y.3 20/21	Y.4 21/22	Lead Service Group
3.4.2 Encourage social enterprises and businesses to grow local employment	Inner West Council Traineeship Program					Human Resources

Strategic direction 4: Caring, happy, healthy communities

Guiding strategies

- Adopted: **Inner West Council Inclusion (for people with a disability) Action Plan 2017 - 2021**
- Underway: **Inner West Recreation Policy and Strategy**
- Planned: **Inner West Council Library and History Strategy**
- Planned: **Aboriginal Belonging and Reconciliation Strategy**
- Planned: **Community Resourcing and Major Partners Framework**
- Planned: **Inner West Community Wellbeing Strategy** including:
  - **Inner West Healthy Ageing Plan**
  - **Inner West Multicultural Plan**
  - **Inner West LGBTIQ Plan**
  - **Inner West Child, Youth and Family Plan**
- Planned: **Inner West Volunteer Framework**
- Planned: **Inner West Events Strategy**
- Planned: **Inner West Council Venues and Facilities Marketing Strategy**

Measuring our progress

Key Performance Indicator	Trend or target June 2022	Benchmark 2017
Community satisfaction with library services	Maintain	3.97
Community satisfaction with availability of sporting ovals, grounds and facilities	Maintain	3.82
Community satisfaction with maintenance of local parks, playgrounds and sporting fields	Maintain	3.94
Community satisfaction with swimming pools and aquatic centres	Maintain	3.82
Number of visits to Inner West Council aquatic centres each year	Increase, after opening of new Ashfield Aquatic Centre in 2021/22, to 1,700,000	1,500,000 (2016/17)
Number of visits to Inner West Council libraries each year	Maintain	1,000,000
Area of Council open space, excluding golf courses, per resident	Increase or maintain	12.3m²

Planned capital projects

Project Description	2018/19 ($'000)	2019/20 ($'000)	2020/21 ($'000)	2021/22 ($'000)
Haberfield Library upgrade works	840	0	0	0
Marrickville Town Hall upgrade works	360	2,090	0	0
St Peters Town Hall upgrade works	395	0	1,460	0
Capital Program Library Services	1,170	3,252	850	1,300
Dawn Fraser Pool upgrade works	2,081	0	0	0
Ashfield Aquatic Centre - Upgrade works	12,000	19,550	0	0
Capital Program Recreation and Aquatics	150	250	4,008	5,404
Camperdown Memorial Rest New toilet	597	0	0	0
Capital Program Trees Parks & Sportsfield	1,802	1,974	2,412	2,830
Parks Capital and Assets Capital	5,920	7,000	3,548	6,955
Published Projects - Trees, Parks & Sportfields	266	1,508	1,000	0
TOTAL	**25,581**	**35,624**	**13,278**	**16,489**

Outcome 4.1
Everyone feels welcome and connected to the community

CSP Strategy	Initiative	Y.1 18/19	Y.2 19/20	Y.3 20/21	Y.4 21/22	Lead Service Group
4.1.1 Foster inclusive communities where everyone can participate in community life	Develop the Inner West Community Wellbeing Strategy including plans for: • Healthy ageing • LGBTIQ people • Children and youth • Multicultural					Community Services and Culture
	Implement the Inner West Grants Program					Community Services and Culture
	Improve library signage					Library and History
	Develop an Inner West Volunteer Framework					Community Services and Culture
	Support companion animal registration					Development Assessment and Regulatory Services
4.1.2 Embrace, celebrate, respect and value difference by building awareness and appreciation of Inner West's diversity	Develop the Inner West LGBTIQ Plan (see 4.1.1)					Community Services and Culture
	Scope and activate a Gay Pride Centre					Community Services and Culture
4.1.3 Empower and support vulnerable and disadvantaged community members to participate in community life	Provide information on the accessibility and inclusion features of parks and playgrounds					Trees, Parks and Sportsfields
	Embed accessibility requirements in any Playground Strategy and in Plans of Management for parks, open space and related facilities and their use.					Trees, Parks and Sportsfields
	Implement the Disability Inclusion Action Plan 2017- 2021					Community Services and Culture
	Activate a Refugee Welcome Centre Partnership					Community Services and Culture
	Prevention of family and domestic violence in Inner West					Community Services and Culture
	Develop and facilitate a range of recreation initiatives for disadvantaged communities in conjunction with relevant program partners.					Recreation and Aquatics

CSP Strategy	Initiative	Y.1 18/19	Y.2 19/20	Y.3 20/21	Y.4 21/22	Lead Service Group
4.1.4 Increase and promote awareness of the community's history and heritage	Support history research by the community through provision of face-to-face history services for the community					Library and History
	Investigate feasibility of creating an Inner West History Centre and relocation of history services					Library and History
	Develop a comprehensive history of the Inner West					Library and History

Outcome 4.2
The Aboriginal community is flourishing, and its culture and heritage continues to strengthen and enrich Inner West

CSP Strategy	Initiative	Y.1 18/19	Y.2 19/20	Y.3 20/21	Y.4 21/22	Lead Service Group
4.2.1 Celebrate Aboriginal and Torres Strait Islander cultures and history	Scope a study of Inner West Aboriginal heritage and culture					Community Services and Culture
	Improve Way-finding through Gadigal Wangal country					Parks, Trees and Sportsfields
4.2.4 Actively engage Aboriginal people in the development of programs, policies and strategies	Develop and implement an Aboriginal Belonging or Reconciliation Strategy					Community Services and Culture

Outcome 4.3
The community is healthy and people have a sense of wellbeing

CSP Strategy	Initiative	Y.1 18/19	Y.2 19/20	Y.3 20/21	Y.4 21/22	Lead Service Group
4.3.1 Provide the facilities, spaces and programs that support wellbeing and healthy communities	Facilitate the provision of community services that support wellbeing					Community Services and Culture
	Implement the Inner West Recreation Policy and Strategy					Recreation and Aquatics
	Implement the Aquatic Services Plan					Recreation and Aquatics
	Upgrade Dawn Fraser Pool					Properties, Major Projects and Facilities
	Upgrade and re-open Ashfield Aquatic Centre					Recreation and Aquatics
	Prepare a master plan for Leichhardt Park Aquatic Centre					Recreation and Aquatics
	Develop and implement the Inner West Council Venues and Facilities Marketing Strategy					Community Services and Culture
	Audit and update park and foreshore asset data					Trees, Parks and Sportsfields
	Develop and implement a prioritised plan for Inner West parks Plans of Management and Master Plans					Trees, Parks and Sportsfields
	Investigate the use of synthetic turf					Trees, Parks and Sportsfields
	Develop and implement a prioritised implementation plan for Crown Land parks Plans of Management and Master Plans					Trees, Parks and Sportsfields
	Renew and upgrade parks in line with the Parks Capital Works Program					Trees, Parks and Sportsfields
	Deliver the recommendations of the Cooks River Master Plan					Trees, Parks and Sportsfields
	Undertake the Sydenham Green Landscape Interpretation					Trees, Parks and Sportsfields
	Upgrade the Richard Murden Netball Courts, Leichhardt					Trees, Parks and Sportsfields
	Establish Lewis Herman Reserve, Ashfield					Trees, Parks and Sportsfields
	Upgrade King George Park Rozelle					Trees, Parks and Sportsfields
	Upgrade Johnson Park, Marrickville					Trees, Parks and Sportsfields
	Install new netball courts in Richard Murden Reserve					Trees, Parks and Sportsfields
4.3.2 Provide opportunities for people to participate in recreational activities they enjoy	Introduce an Office of Sport to increase partnerships between Council and sporting clubs					Trees, Parks and Sportsfields

Outcome 4.4
People have access to the services and facilities they need at all stages of life

CSP Strategy	Initiative	Y.1 18/19	Y.2 19/20	Y.3 20/21	Y.4 21/22	Lead Service Group
4.4.1 Plan and provide services and infrastructure for a changing and ageing population	Undertake a Community Wellbeing Survey					Community Services and Culture
	Develop Strategy around Council's Provision of NSW and Commonwealth government funded services					Community Services and Culture
	Undertake an audit of community and cultural facilities and services					Community Services and Culture
	Develop and implement the Grants and Fee Scale Policy					Community Services and Culture
4.4.2 Ensure the community has access to a wide range of learning spaces, resources and activities	Develop an Inner West Council Library and History Strategy					Library and History
	Open and operate Patyegarang Place and the new Marrickville Library					Library and History
	Refurbish Haberfield Library					Library and History
4.4.3 Support children's education and care services to ensure a strong foundation for lifelong learning	Provide Early and Middle Childhood services in Inner West					Children and Family Services
	Understand, and operate under, the new Commonwealth Government Child Care Subsidy					Children and Family Services
	Investigate changes to NSW Government funding and impact on services					Children and Family Services
	Implement recommendations from the Inner West Council Occasional Care review					Children and Family Services
	Implement recommendations from the Inner West Council Family Day Care review					Children and Family Services

Strategic direction 5: Progressive local leadership

Guiding strategies

- Adopted: **Inner West Community Engagement Framework and Policy**
- Underway: **Workforce Management Strategy**
- Underway: **Inner West Asset Management Strategy and Policy**
- Underway: **Long Term Financial Plan 2018-2028**
- Underway: **Information and Communication Technology Strategy 2018-2021**
- Underway: **Inner West Council Long Term Land and Property Strategy**
- Planned: **Inner West Council Performance Monitoring Framework**

Measuring our progress

Key Performance Indicator	Trend or target June 2022	Benchmark 2017
Overall community satisfaction with Council's performance	Increase	3.5
Community satisfaction with Council's community engagement	Increase	3.6
Community satisfaction with Council's integrity and decision making	Increase	3.04
Community satisfaction with Council contact	Increase	3.75
Community agrees that Council offers good value for money	Increase	2.98
Community agrees that Council manages its finances well	Increase	2.92
Community agrees that they have enough opportunities to participate in Council community consultation	Increase	3.00
Staff satisfaction with working for Inner West Council	Increase or maintain	60%
Inner West Council customer calls answered within sixty seconds	80%	70%
Inner West Council website page views	Increase by 2.5% each year	2,700,000
Inner West Council social media followers (Facebook, Instagram, Twitter)	Increase by 2.5% each year	18,750
Manage the building assets portfolio to reduce the buildings backlog.	Less than 0.02	
Operating Performance Ratio Benchmark: Greater than 0%	Meets or improves on benchmark	4.42%
Own Source Revenue Ratio Benchmark: Greater than 60% average over three years	Meets or improves on benchmark	74.64%
Building and Infrastructure Renewals Ratio Benchmark: Greater than 100% average over three years	Meets or improves on benchmark	145.5%
Infrastructure Backlog Ratio Benchmark: Less than 2%	Meets or improves on benchmark	9.57%
Asset Maintenance Ratio Benchmark: Greater than 100% average over three years	Meets or improves on benchmark	100%
Debt Service Cover ratio: Benchmark: Greater than two times	Meets or improves on benchmark	5 times

Planned capital projects

Project Description	2018/19 ($'000)	2019/20 ($'000)	2020/21 ($'000)	2021/22 ($'000)
S.H.A.R.E. Building Summer Hill renewal works	350	0	0	0
Capital Program Children and Family Services	829	1,090	1,000	1,100
Leichhardt Town Hall renewal works	1,130	0	0	0
Petersham Town Hall upgrade works	1,055	0	0	0
Steel Park Community Room	250	0	0	0
Mervyn Fletcher Community Centre renewal works	190	0	0	0
Thirning Villa Pratten Park renewal works	180	0	0	0
Capital Program Community Services	0	1,286	1,455	1,200
Information & Technology	4,303	100	305	210
Finance Loan Repayemnts	5,434	6,155	4,710	4,058
Fleet Management	6,401	8,399	9,441	5,383
Capital Program Property & Assets	1,155	1,074	2,613	2,714
TOTAL	**21,277**	**18,104**	**19,524**	**14,665**

Outcome 5.1
People are well informed and actively engaged in local decision making and problem solving

CSP Strategy	Initiative	Y.1 18/19	Y.2 19/20	Y.3 20/21	Y.4 21/22	Lead Service Group
5.1.1 Support local democracy through transparent communication and inclusive participatory community engagement	Improve analytics and reporting within and across Council information					Information and Communications Technology
	Expand the information available to the community online and encourage on-line collaboration					Information and Communications Technology
	Establish relevant Communications Engagement and Events policies, protocols and processes					Communication, Engagement and Events
	Develop strategies to identify new technologies to open up digital communications and engagement channels					Communication, Engagement and Events
	Develop innovative methodologies to involve the community in decision-making processes					Communication, Engagement and Events
	Develop Social Media and Digital Strategy to identify new ways to expand digital communication					Communication, Engagement and Events

Outcome 5.2
Partnerships and collaboration are valued and recognised as vital for community leadership and making positive changes

CSP Strategy	Initiative	Y.1 18/19	Y.2 19/20	Y.3 20/21	Y.4 21/22	Lead Service Group
5.2.3 Collaborate with partners to deliver positive outcomes for the community, economy and environment	Completion of Stronger Communities funded projects					Properties, Major Projects and Facilities

Outcome 5.3
Government makes responsible decisions to manage finite resources in the best interest of current and future communities

CSP Strategy	Initiative	Y.1 18/19	Y.2 19/20	Y.3 20/21	Y.4 21/22	Lead Service Group
5.3.1 Undertake visionary, integrated, longterm planning and decision making, reflective of community needs and aspirations	Implement Asset Management Improvement Program					Footpaths, Roads, Traffic and Stormwater
	Develop and implement an Inner West Council Brand and Marketing Strategy					Communication, Engagement and Events
5.3.2 Ensure responsible, sustainable, ethical and open local government	Policies and processes are in place to support Councillors					Civic Governance, Integration, Customer Service and Business Excellence
	Coordinate 2020 Local Government Election					Civic Governance, Integration, Customer Service and Business Excellence
	Develop and implement an Environmental Management System addressing Council Environmental Risk and Compliance					Environment and Sustainability
	Develop and implement a Performance Monitoring Framework for Four Year Council Plan Reporting					Strategic Planning

CSP Strategy	Initiative	Y.1 18/19	Y.2 19/20	Y.3 20/21	Y.4 21/22	Lead Service Group
5.3.3 Deliver innovation, excellence, efficiency, effectiveness and probity in Council processes and services	Optimise organisational efficiencies through amalgamation					Civic Governance, Integration, Customer Service and Business Excellence
	Implement the Inner West Council Long Term Land and Property Strategy					Properties, Major Projects and Facilities
	Implement priority actions in the Buildings Asset Management Improvement Plan					Properties, Major Projects and Facilities
	Undertake operational Service Reviews					Civic Governance, Integration, Customer Service and Business Excellence
	Support a strong collaborative Inner West Council staff culture					Communication, Engagement and Events
	Establish a new website including a photo library which will provide one place to interact with Council online					Communication, Engagement and Events
	Rationalise Council systems creating a unified system portfolio					Information and Communications Technology
	Enable a connected Council supported by network connectivity					Information and Communications Technology
	Integrate Council functions and services					Information and Communications Technology
	Enable new methods and ideas in line with industry trends					Information and Communications Technology
	Create an organisation which is able to interact and transact digitally					Information and Communications Technology
	Remove manual workloads within Council processes					Information and Communications Technology
	Ongoing operation of Council Information and Communication Technology in a sustainable and efficient manner					Information and Communications Technology

CSP Strategy	Initiative	Y.1 18/19	Y.2 19/20	Y.3 20/21	Y.4 21/22	Lead Service Group
	New and upgraded Council projects have effective Information and Communication Technology services on opening					Information and Communications Technology
	Rates modelling after rates freeze expires at the end of June 2020					Finance
	Consolidate Work Health and Safety policies and procedures					Human Resources
	Develop and implement Inner West Council Enterprise Bargaining Agreements					Human Resources
	Develop and implement an Inner West Council permanent salary system					Human Resources
	Implement an Inner West Council Staff Performance Management system					Human Resources
	Facilitate the Inner West Council Traineeship Program					Human Resources
	Prepare non-residential election roll					Civic Governance, Integration, Customer Service and Business Excellence

Council's detailed actions to implement the Delivery Program are available in Council's *Operational Plan and Budget 2018/19.*

This is available at *www.innerwest.nsw.gov.au*.

Item 4

Translation Service
If you have questions on this document and need an interpreter, please call TIS National on 131 450 and ask them to call Inner West Council on 9392 5000

Υπηρεσία Διερμηνείας
Εάν έχετε ερωτήσεις αναφορικά με το παρόν έγγραφο και χρειάζεστε διερμηνέα, παρακαλούμε καλέστε την TIS National στο 131 450 και ζητήστε τους να καλέσουν το Inner West Council στο 9392 5000

Servizio traduzioni
Se avete domande su questo documento e necessitate di un interprete chiamate TIS National al numero 131 450 e chiedetegli di chiamarvi Inner West Council al numero 9392 5000

翻译服务
如果您对本文件有任何疑问，需要传译员帮助，请拨打TIS National的电话131 450，然后要求接通Inner West Council的电话9392 5000

Dịch vụ Thông Phiên dịch
Nếu quý vị có thắc mắc gì về tài liệu này và cần có thông dịch viên xin gọi cho TIS National qua số 131 450 và nhờ họ gọi cho Inner West Council qua số 9392 5000

خدمة الترجمة
إذا كانت لديك أسئلة حول هذا المستند وتحتاج إلى مترجم فوري، فاتصل بخدمة TIS National على الهاتف رقم 131 450 واطلب منهم الاتصال بـ Inner West Council على الرقم 9392 5000

Attachment 2

Customer Service Centres
Petersham: 2-14 Fisher Street
Leichhardt: 7-15 Wetherill Street
Ashfield: 260 Liverpool Road
Phone (02) 9392 5000
www.innerwest.nsw.gov.au
© 2018 Inner West Council

INNER WEST COUNCIL



Operational Plan and Budget

FY2018/19

INNER WEST COUNCIL

Item 4

Attachment 3

Contents

Introduction....2
About Inner West....2
About Inner West Council....3
Integrated planning and reporting....4
Budget FY2018/19....5
Key drivers and context....5
Income and expenditure....6
Statement of financial position at 30 June 2019....7
Cash flow....8
Loan borrowing....8
Four year capital program by service area....9
Rates FY2018/19....10
Rates overview....10
Rating tables....12
Domestic waste management charges....14
Stormwater management services charges....16
Operational Plan FY2018/19....17
Reading the Operational Plan....17
Children and Family Services....18
Community Events....22
Community Services and Culture....24
Development Assessment....29
Environment and Sustainability....32
Footpaths, Roads, Traffic and Stormwater....37
Library and History Services....42
Recreation and Aquatics....46
Regulatory Services....50
Resource Recovery....54
Strategic Planning....58
Trees, Parks and Sportsfields....61
Corporate Support Services....67

Introduction

About Inner West

The Inner West local government area (LGA) has an estimated resident population of 192,030 people. It was proclaimed on 12 May 2016 and combines the former local government areas of Ashfield, Leichhardt and Marrickville.

Inner West spans 36km² from the banks of Parramatta River at Birchgrove in the north east, to the Cooks River at Dulwich Hill in the south west. The population density is 54.5 persons per hectare, with an average household size of 2.35.

The Gadigal-Wangal Peoples of the Eora Nation are the traditional custodians of this land. It is a unique area with a special beauty that comes from natural and built environments, and a rich cultural heritage. The people of Inner West take great pride in their community and have a strong identity.

Today, Inner West includes the suburbs of: Annandale, Ashfield, Balmain (including Balmain East), Birchgrove, Dobroyd Point, Dulwich Hill, Enmore, Haberfield, Leichhardt, Lewisham, Lilyfield, Marrickville, Petersham, Rozelle, Stanmore, St Peters, Summer Hill, Sydenham, Tempe and parts of Ashbury, Camperdown, Croydon, Croydon Park, Hurlstone Park and Newtown.

The Inner West local government area is divided into five wards:

- Ashfield
- Balmain
- Leichhardt
- Marrickville
- Stanmore

Detailed Inner West Council ward maps can be viewed at www.innerwest.nsw.gov.au and at Council's three customer service centres.



About Inner West Council

Inner West Council provides a diverse range of services to the community, including the management of waste services, oversight of planning and assessing development applications, maintaining parks and reserves, childcare services, engineering, library services, festivals and events, arts and culture, and providing sustainable environment services.

Council also contributes to the health and wellbeing of the community by providing information and services for young people, older people, people with a disability and people from culturally and linguistically diverse backgrounds.

Inner West Council employs over 1,500 staff across 17 service units, displayed in the chart below.

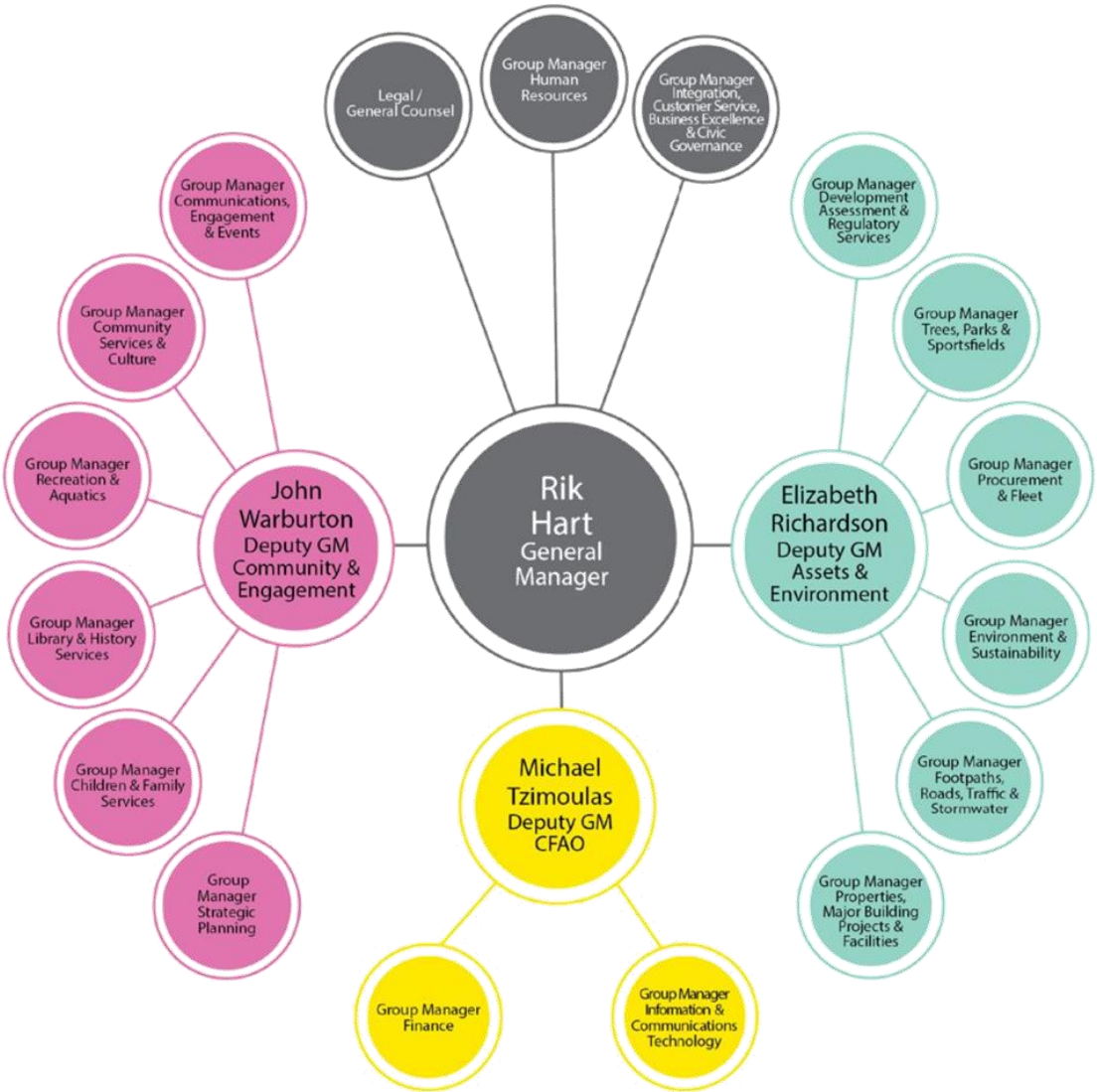

Integrated planning and reporting

The Operational Plan and Budget is part of the process of Integrated Planning and Reporting (IP&R). This process is led by the NSW Government and provides a framework for all councils in NSW to plan, deliver and monitor services for our community.

The key elements of the framework are structured in Inner West as follows:

1. *Our Inner West 2036* – Community Strategic Plan (CSP). This plan identifies the community Inner West aspires to be by 2036.

2. Delivery Program 2018-22 – the four year Council plan which outlines its commitment to achieving the outcomes and strategies of the CSP. It sets out the initiatives that Council will undertake during its four year term of office.

3. Operational Plan and Budget 2018/19 – outlines the detailed annual actions and planned expenditure that Council will undertake to work towards the community vision.

4. Resourcing Strategy – sits alongside the CSP, DP and Operational Plan to support and resource our long term commitment. The Resourcing Strategy consists of four key components:
   - Long Term Financial Plan
   - Asset Management Strategy and Plan
   - Information and Communications Technology Plan
   - Workforce Management Strategy

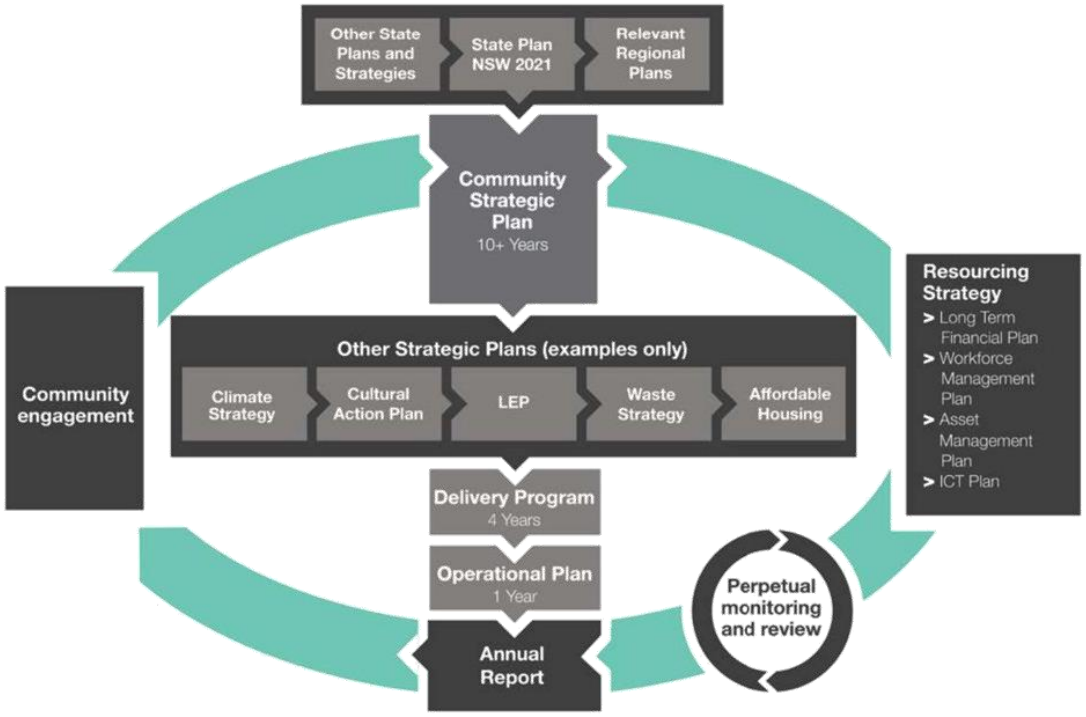

Budget FY2018/19

Key drivers and context

The 2018/19 budget is Inner West's second integrated budget. It has been built on the premise that existing service levels will be maintained, and has been developed in tandem with Inner West's new Community Strategic Plan. It also includes a four year, achievable capital works program that sees a number of large scale projects commencing during the financial year.

Key drivers of the budget include:

- 2.3% IPART approved rate peg with the exception of the former Ashfield LGA which has an IPART approved Special Rate Variation to increase by 8.9% (including the rate peg)
- A 6.32% weighted average Domestic Waste Management increase due to the alignment of the former councils' pension subsidies – Ashfield 7.5%, Leichhardt 3.5% and Marrickville 7.5%
- Consolidation of statutory and similar Fees and Charges with a view to have a complete consolidation for the 2019/20 financial year in line with service reviews
- Increase of salaries and wages by 2.5% as an anticipated award increase
- Development of service unit structures allowing transparent service unit reporting, including full overhead allocation
- The implementation of a transparent, achievable four year capital works program focused on capacity to reduce Council's backlog
- Continued implementation of Technology One – One Council Solution

Applying these drivers to the 2018/19 budget has resulted in Council's projected financial position to run at an accounting operating deficit (excluding capital grants) of approximately $3.1 million. This is mainly driven by the closure of Ashfield Aquatic Centre for redevelopment, to reopen in late 2019. The deficit will be monitored with a view to return it to surplus as soon as possible. The budget has been balanced from a working funds perspective.

The budgeted Financial Statements and Revenue Policy outlines Inner West Council's methodology for forecasting budgetary performance and how Council will levy some of its primary sources of revenue for the 2018/19 financial year.

Resource commitments

The Operational Plan and Budget reflects the following resourcing commitments:

- Council business will continue as usual, with pre-amalgamation service levels maintained and with these service levels harmonised over time
- Efficiencies and increased revenue opportunities will be maintained
- The infrastructure renewal program will be maintained
- There will be no forced redundancy of staff

The 2018/19 budget includes $5.5m of recurrent, and as yet unidentified, savings that Council needs to make to fund ongoing initiatives including a significant volume of work to harmonise the LEP/DCP and employee weekly hours worked harmonisation. Identified savings initiatives will be reported to Council through the Quarterly Budget Review process for formal adoption into Council's budget.

Income and expenditure

Operating budget – Inner West Council	2017/18 ($'000)	2018/19 ($'000)	2019/20 ($'000)	2020/21 ($'000)	2021/22 ($'000)
Income from Continuing Operations					
Domestic Waste Charge	38,363	38,086	39,045	40,028	41,035
Rates and General Revenue	115,019	119,011	121,752	122,802	125,631
User Charges & Fees	43,701	44,429	49,354	51,714	53,631
Interest Income	5,041	5,167	5,295	5,427	5,561
Other Income	24,505	24,484	25,093	25,959	26,355
Operating Grants and Contributions	8,626	10,904	11,527	11,622	11,889
Capital Grants and Contributions	11,012	25,907	29,270	33,559	15,418
Profit or Loss on Disposal	(150)	182	199	200	200
Total Income from Continuing Operations	**246,116**	**268,169**	**281,536**	**291,311**	**279,721**
Expenditure from Continuing Operations					
Employee Costs	126,613	123,934	128,193	131,951	133,822
Borrowing Costs	904	1,207	1,468	1,197	1,001
Materials and Contractors	59,760	64,415	65,948	66,543	66,797
Depreciation & Amortisation	26,130	26,129	26,391	26,655	26,921
Other Expenses	28,060	29,449	30,300	30,665	31,459
Total Expenses from Continuing Operations	**241,466**	**245,134**	**252,300**	**257,011**	**260,000**
Surplus/(Deficit) from Continuing Operations	4,650	23,035	29,236	34,300	19,721
Surplus/(Deficit) from Excluding Capital Grants and Contributions	(6,212)	(3,053)	(234)	541	4,103

Statement of financial position at 30 June 2019

Budgeted Balance Sheet	2018/19 ($'000)	2019/20 ($'000)	2020/21 ($'000)	2021/22 ($'000)
ASSETS				
Current assets				
Cash and cash equivalents	38,538	29,576	20,884	13,341
Investments	131,171	110,996	90,172	97,723
Receivables	17,369	17,543	17,718	17,896
Inventories	209	210	211	212
Other	530	-	-	-
Non-current assets classified as 'held for sale'	-	-	-	-
Total current assets	**187,817**	**158,325**	**128,986**	**129,172**
Non-current assets				
Investments	-	-	-	-
Receivables	-	-	-	-
Inventories	-	-	-	-
Infrastructure, property, plant and equipment	2,260,217	2,319,371	2,364,615	2,386,902
Investments accounted for using the equity method	-	-	-	-
Investment property	-	-	-	-
Intangible assets	-	-	-	-
Non-current assets classified as 'held for sale'	-	-	-	-
Other	-	-	-	-
Total non-current assets	**2,260,217**	**2,319,371**	**2,364,615**	**2,386,902**
TOTAL ASSETS	**2,448,034**	**2,477,696**	**2,493,601**	**2,516,074**
LIABILITIES				
Current liabilities				
Payables	8,160	8,241	8,324	8,407
Income received in advance	-	-	-	-
Borrowings	6,155	4,710	4,058	3,663
Provisions	33,863	34,709	35,577	36,467
Liabilities associated with assets classified as 'held for sale'	-	-	-	-
Total current liabilities	**48,178**	**47,661**	**47,959**	**48,537**
Non-current liabilities				
Payables	-	-	-	-
Income received in advance	-	-	-	-
Borrowings	30,611	25,901	21,191	16,876
Provisions	1,881	1,900	1,919	1,938
Investments accounted for using the equity method	-	-	-	-
Liabilities associated with assets classified as 'held for sale'	-	-	-	-
Total non-current liabilities	**32,492**	**27,801**	**23,110**	**18,814**
TOTAL LIABILITIES	**80,670**	**75,462**	**71,068**	**67,351**
Net assets	**2,367,364**	**2,402,235**	**2,422,533**	**2,448,723**
EQUITY				
Retained earnings	2,310,322	2,344,622	2,364,344	2,389,952
Revaluation reserves	57,042	57,612	58,188	58,770
Other reserves	-	-	-	-
Council equity interest	**2,367,364**	**2,402,235**	**2,422,533**	**2,448,723**
Non-controlling equity interests	**-**	**-**	**-**	**-**
TOTAL EQUITY	**2,367,364**	**2,402,235**	**2,422,533**	**2,448,723**

Item 4

Cash flow

Forecast Statement of Cash Flow	2018/19 ($'000)	2019/20 ($'000)	2020/21 ($'000)	2021/22 ($'000)
Cash flow from Operating Activities				
Receipts				
Rates & Annual Charges	157,097	160,797	162,830	166,666
User Charges & Fees	44,429	49,354	51,714	53,631
Investment & Interest Income	5,167	5,295	5,427	5,561
Grants & Contributions	36,810	40,797	45,181	27,307
Other	24,484	25,093	25,959	26,355
Payments				
Employee Benefits & On-Costs	(123,934)	(128,193)	(131,951)	(133,822)
Materials & Contracts	(64,415)	(65,948)	(66,543)	(66,797)
Borrowing Costs	(1,207)	(1,468)	(1,197)	(1,001)
Other Expenses	(29,449)	(30,300)	(30,665)	(31,459)
Net Cash provided (or used in) Operating Activities	**48,983**	**55,427**	**60,755**	**46,443**
Cash flow from Investing Activities				
Receipts				
Sale of Investment Securities	315,120	318,271	321,454	324,668
Sale of Infrastructure, Property Plant & Equipment	182	199	200	200
Payments				
Purchase of Investment Securities	(282,330)	(291,160)	(314,491)	(320,088)
Purchase of Infrastructure, Property, Plant & Equipment	(80,934)	(85,545)	(71,899)	(54,708)
Net Cash provided (or used in) Investing Activities	**(47,963)**	**(58,234)**	**(64,736)**	**(49,929)**
Cash flow from Financing Activities				
Receipts				
Proceeds from Borrowing & Advances	28,845	-	-	-
Payments				
Payments of Borrowing & Advances	(5,434)	(6,155)	(4,710)	(4,058)
Net Cash provided (or used in) Financing Activities	**23,411**	**(6,155)**	**(4,710)**	**(4,058)**
Net Increase/(Decrease) in Cash & Cash Equivalents	**24,430**	**(8,962)**	**(8,691)**	**(7,544)**
Plus Cash & Cash Equivalents - beginning of year	14,107	38,538	29,576	20,884
Cash & Cash Equivalents – end of year	**38,538**	**29,576**	**20,884**	**13,341**
Plus Investments on hand - end of year	131,171	110,996	90,172	97,723
Total Cash & Cash Equivalents & Investments	**169,709**	**140,572**	**111,057**	**111,064**

Loan borrowing

Council will borrow $28.9 million to redevelop Ashfield Aquatic Centre. These borrowings will be repaid from rate income raised via the Ashfield Special Rate Variation to Council's rate income over a 10 year period during which the loans will be repaid. The repayment of these loans is fully financed from future rate income set aside for this purpose.

Council has principal outstanding on its loan borrowings of $18 million as at 30 June 2017. Council's Debt Service Cover ratio, which measures the availability of operating cash to service debt including interest and principal repayments, is forecast at 3.66 to 1 at the end of 2018/19. This is well above the Office of Local Government's benchmark of 2 to 1.

Attachment 3

Four year capital program by service area

Capital Program	2018/19 ($'000)	2019/20 ($'000)	2020/21 ($'000)	2021/22 ($'000)
Children and Family Services	1,179	1,090	1,000	1,100
Community Events	-	-	-	-
Community Services and Culture	2,940	1,286	1,455	1,200
Development Assessment	-	-	-	-
Environment and Sustainability	60	-	-	-
Footpaths, Roads, Traffic and Stormwater	21,860	26,546	32,679	22,831
Library and History Services	2,765	5,342	2,310	1,300
Recreation and Aquatics	14,231	19,800	4,008	5,404
Regulatory Services	-	-	-	-
Resource Recovery	-	-	-	-
Strategic Planning	-	-	-	-
Trees, Parks and Sportsfields	22,541	18,349	13,668	11,955
Corporate Support Services*	17,293	15,728	17,069	12,364
Total	**82,869**	**88,141**	**72,190**	**56,155**
Funding Sources				
Operating Grants & Contributions	460	1,115	950	950
Capital Grants & Contributions	16,225	19,768	23,916	4,536
Sale of Assets	3,682	3,758	4,619	2,811
Restricted Capital	39,017	43,971	20,632	25,216
Restricted Developer Contributions	21,167	17,975	20,548	21,248
Working Capital	2,318	1,553	1,525	1,396
Total	**82,869**	**88,141**	**72,190**	**56,155**

*Internally facing services and their budgets are considered corporate overheads, which are displayed as a combined 'Corporate Support Services' section in this document. A detailed list of which areas this includes can be found on page 18.

Rates FY2018/19

Rates overview

About the rates

Since 1977, certain Council revenues (known as general income) have been regulated in NSW under an arrangement known as rate pegging. Rate pegging limits the amount by which councils can increase their general income.

General revenue mainly comprises rates revenue, but also includes certain annual charges. It excludes stormwater and waste charges, and water and sewerage charges.

The rates for the 2018/19 financial year are set in accordance with the Local Government Act and have been increased in accordance with the Independent Pricing and Regulatory Tribunal (IPART) determination. The maximum rates increase determined by IPART for 2018/19 is 2.3%.

In addition to this, the former Ashfield Council has an IPART approved Special Rate Variation (with 2018/19 being year four of four) that allows a total rate increase of 9.3% (including the rate peg). This Special Rate Variation is only applicable to the former Ashfield Council area and is allocated toward the Ashfield Aquatic Centre redevelopment and infrastructure renewal backlog.

Council's rating maps are available to view at www.innerwest.nsw.gov.au.

Rates path freeze

A restraint placed on all newly amalgamated councils (as part of the amalgamation proclamation) saw a rates path freeze, which restricts councils to consolidating rating calculations until 30 June 2020.

This means that the former Ashfield, Marrickville and Leichhardt council areas will continue to levy rates in accordance with their pre-amalgamation rating structures until June 2020.

In March 2017 a bill was passed in the NSW Parliament to amend the Local Government Act 1993, which provides clarity around the maintenance arrangements of pre-merger rate paths for land in the areas of newly merged councils.

Rates valuations and rating mix

During the 2016/17 financial year all three former councils' property owners received revised property valuations from the Valuer General. This signified the alignment of the property valuation cycle for the Inner West Council local government area, of which all property owners now have a common property valuation base date of 1 July 2016 (former councils were previously on different valuation cycles). It is these same valuations that are being used for the calculation of the rates for the 2018/19 year.

The rating category mix for each former council has remained the same for the 2018/19 financial year.

Rebates and hardship

Starting from 1 July 2018 all eligible pensioners, no matter where they live in the Inner West local government area, will receive an additional rebate for their domestic waste and stormwater charges. This is subject to being a resident owner for 10 years or more and is in line with the former Leichhardt Council policy.

For pensioners who do not meet the tenure criteria, the former Ashfield and Marrickville legacy policies apply.

Council recognises that due to exceptional circumstances, ratepayers may at times encounter difficulty in paying their annual rates and charges. Council has a Hardship Policy that provides a framework for providing relief to any ratepayers who are suffering genuine financial hardship.

Interest on overdue rates

Council must set the interest payable on overdue rates and charges for 2018/19 in accordance with the Section 566(3) of the Local Government Act 1993.

The Minister for Local Government has determined the maximum rate of interest payable on overdue rates and charges for the 2018/19 financial year to be 7.5%.

Special levies

Special levies will continue to be collected as a part of each former council's rate calculations. These are included in the rating tables on the following pages.

Rating tables

Former Ashfield LGA rating table

Rate charge by property type	No. of properties	Land Values *	Rate in the Dollar	Yield
Residential – ad valorem	15,717	11,271,183,132	0.00097665	$11,008,001
Residential – Base Amount (50%)	15,717		695.50	$10,931,174
Business General	637	1,147,228,660	0.00402863	$4,621,760
Business Minimum	123	8,924,748	778.00	$95,694
Mixed Development – Residential – ad valorem	95	41,798,750	0.00097665	$40,823
Mixed Development – Residential – Base Amount (50%)	95		695.50	$26,763
Mixed Development Business	95	68,619,250	0.00402863	$276,441
Subtotal	**16,572**	**12,537,754,540**		**$27,000,656**
Special Rate – Environmental Levy – ad valorem	16,572	12,505,669,542	0.00001043	$130,416
Special Rate – Environmental Levy – Base Amount (50%)	16,572		$7.85	$130,090
Subtotal	**16,572**	**12,505,669,542**		**$260,506**
Grand total	**16,572**			**$27,261,162**

Former Leichhardt LGA rating table

Rate charge by property type	No. of properties	Land Values *	Rate in the Dollar	Yield
Residential – ad valorem	17,014	18,128,052,448	0.001457	$26,412,571
Residential – minimum	6,088	1,473,504,965	$651.50	$3,966,332
Business – ad valorem	1,684	2,001,506,536	0.006504	$13,017,799
Business – minimum	141	7,007,880	$651.50	$91,862
Total	**24,927**	**21,610,071,829**		**$43,488,564**

Former Marrickville LGA rating table

Rate charge by property type	No. of properties	Land Values *	Rate in the Dollar	Yield
Residential – ad valorem	18,971	18,024,821,428	0.00117692	$21,213,773
Residential – minimum	12,969	3,192,958,541	$673.90	$8,739,825
Business General	1,946	2,307,762,566	0.00352476	$8,134,309
Business Ind – Marrickville	913	958,458,820	0.00644063	$6,173,079
Business Ind – St Peters	149	319,475,272	0.00644063	$2,057,622
Business Ind – St Peters Nth	89	110,204,580	0.00644063	$709,787
Business Ind – Camperdown	83	60,990,860	0.00644063	$392,820
Business – Marrickville Metro	1	31,900,000	0.01347588	$429,881
Business – Airport	2	5,020,000	0.01264695	$63,488
Subtotal	**35,123**	**25,011,592,067**		**$47,914,584**
Newtown Urban Centre	323	436,730,816	0.00017239	$75,288
Marrickville Urban Centre	241	299,345,257	0.00021597	$64,650
Petersham Urban Centre	76	61,684,729	0.00020185	$12,451
Dulwich Hill Urban Centre	114	128,191,986	0.00025933	$33,244
Subtotal	**754**	**925,952,788**		**$185,633**
Grand Total	**35,877**	**25,937,544,855**		**$48,100,217**

Domestic waste management charges

Council levies a Domestic Waste Management Charge under Section 496 of the Local Government Act 1993, noting that Section 504 of the Local Government Act requires that Domestic Waste charges be set so as to be self-funding, with neither profit nor subsidy being provided to or from general income.

The budget has been prepared on the basis of increasing the Domestic Waste Management Charge by an average of 6.32% for Inner West.

The charges for 2018/2019 for a yearly service for each former Council and estimated yields are detailed in the following tables.

Former Ashfield LGA domestic waste management charge

	2017/2018 charge	Increase	2018/2019 charge	Number Services	Income
Domestic Waste Management Services					
Domestic Waste A (120L weekly waste + 240L fortnightly recycling)	$360.00	$27.00	$387.00	10337	$4,001,777
Domestic Waste B strata (120L weekly or shared 240L weekly waste + 240L fortnightly recycling)	$360.00	$27.00	$387.00	7748	$2,999,494
Domestic Waste C non strata (120L weekly or shared 240L weekly waste + 240L fortnightly recycling)	$360.00	$27.00	$387.00	14	$5,420
Domestic Waste D (240L weekly waste + 240L fortnightly recycling)	$720.00	$54.00	$774.00	13	$10,065
Garden Organic Waste	$85.00	$6.00	$91.00	5811	$531,160
Subtotal - Domestic Waste Management Services					**$7,547,916**
Non-Domestic Waste Management Services					
Business Waste A (120L weekly waste + 240L fortnightly recycling)	$560.00	$42.00	$602.00	61	$36,734
Business Waste B (240L weekly waste + fortnightly recycling)	$872.50	$65.50	$938.00	1214	$1,139,043
Recycle A - Additional Service (Additional 240L fortnightly recycling- non-domestic)	$192.50	$14.51	$207.00	54	$11,178
Recycle B - Additional Stand Alone Service (240L fortnightly recycling - non-domestic where business waste is not provided by Council)	$212.50	$16.02	$229.00	24	$5,484
Subtotal - Non-Domestic Waste Management Services					**$1,192,440**
Total					**$8,740,356**

Former Leichhardt LGA domestic waste management charge

	2017/2018 charge	Increase	2018/2019 charge	Number Services	Income
55 Litre Bin	$414.00	$14.00	$428.00	2128	$911,789
80 Litre Bin	$439.00	$15.00	$454.00	7365	$3,346,259
120 Litre Bin	$508.00	$18.00	$526.00	13071	$6,872,184
2 x 55 Litre Bins	$58.00	$18.00	$526.00	247	$129,862
120 Litre Bin (shared between 2)	$414.00	$14.00	$428.00	17	$7,284
240 Litre Bin (shared between 2)	$508.00	$18.00	$526.00	1155	$607,251
240 Litre Bin (shared between 3)	$439.00	$15.00	$454.00	395	$179,467
240 Litre Bin (shared between 4)	$414.00	$14.00	$428.00	458	$196,240
Vacant Land / Availability	$414.00	$14.00	$428.00	148	$63,414
Boarding House	$684.00	$24.00	$708.00	125	$88,489
Total – Domestic Waste Management Services					**$12,402,239**

Former Marrickville LGA domestic waste management charge

	2017/2018 charge	Increase	2018/2019 charge	Number Services	Income
Standard Charge	$538.00	$40.50	$578.50	31502	$18,223,907
Additional Services – Units	$538.00	$40.50	$578.50	3126	$1,808,391
Additional Services – Houses	$538.00	$40.50	$578.50	389	$225,037
Waste Services – Residential Component – Mixed	$538.00	$40.50	$578.50	1098	$635,183
Additional Services – Flats	$305.00	$23.00	$328.00	167	$54,776
Additional Services – Houses	$305.00	$23.00	$328.00	354	$116,112
Waste Services – Business Properties	$35.00	$23.00	$328.00	151	$49,528
Residential Service to a Non-Rateable Property	$538.00	$40.50	$578.50	156	$90,246
Additional Services – Non Rateable	$305.00	$23.00	$328.00	13	$4,264
Total – Domestic Waste Management Services					**$21,207,454**

Stormwater management services charges

In accordance with Section 496A of the Local Government Act 1993, Council will levy a stormwater management charge on all parcels of rateable land categorised for rating purposes as "Residential" or "Business", not being vacant land, land owned by the Crown or land held under a lease for private purposes granted under the Housing Act 2001 or the Aboriginal Housing Act 1998.

There have been no changes to rates applicable in applying the Stormwater Management Charge. Council will continue to levy a Stormwater Management Charge in 2018/19.

The Act provides the following:

Rates category	2018/19 charge
Residential – Non-Strata	$25.00 per property
Residential – Strata	$12.50 per strata
Business	$25.00 per 350m² land area (or part thereof) - minimum of $5.00 per property or strata

This provides for $1,765,000 in income from the Stormwater Management Charge across Inner West Council.

Operational Plan FY2018/19

In 2018/19 Inner West Council will implement a range of actions that will work to achieve the four year initiatives set out in Council's four year Delivery Program. All actions and initiatives respond to the strategies identified in *Our Inner West 2036* – the Inner West Community Strategic Plan.

Each service area will continue to deliver its key responsibilities in addition to the actions required to deliver on the initiatives contained in the *Delivery Program 2018-22*.

Reading the Operational Plan

How the Plan is structured

The Operational Plan structure reflects each of Council's areas of service to the community. The actions in this document are displayed under the service area responsible for delivering them.

In this structure, internally facing services are considered corporate overheads, and these are displayed as a combined 'Corporate Support Services' section at the end of the document. The corporate overhead areas include:

- General Manager and Deputy General Managers
- Integration, Customer Service, Business Excellence and Civic Governance
- Legal
- Human Resources
- Finance
- Information and Communications Technology
- Communications and Engagement
- Property
- Procurement and Fleet

Understanding the content

Plans for each service area are displayed under the following headings:

Key responsibilities	The activities delivered as business as usual for the service area.
Key Performance Indicators (KPIs)	The performance indicators that the service area will use to demonstrate the delivery of their key responsibilities and initiatives.
Income and expenditure	An overview of the operating revenue and expenditure for this service area. The service area's Profit and Loss statements include overhead allocations and internal charges. This is to capture the full cost of the service and the amount of rating revenue used to fund service areas.
Operating budget	The service area's budget allocation for operational activities. It includes the FY2018/19 budget, the Council's forecast position as at the December 2017 quarterly budget review against the 2017/18 budget, and budget forecasts for the four years to FY2021/22.
Capital budget	The service area's budget allocation for capital works and programs. Note, not all service areas have a capital budget.
Actions – 2018/19	The actions the service area will deliver in 2018/19 to support initiatives in the Delivery Program. Each initiative in the Delivery Program supports a strategy in the CSP. This connection is shown.

Reporting on the Operational Plan

Council publishes progress reports against the actions in the Operational Plan (and their corresponding linked initiatives from the four year Delivery Program) at least every six months.

The following diagram outlines the process for reporting against each of Council's key strategic plans and documents.



Children and Family Services

Key responsibilities

- Planning for and providing Council's Education and Care Services for families with children aged 0 to 12 years, including:
  - Long day care
  - Family day care
  - Preschool and occasional care
  - Out of school hours care

  These services operate under the National Quality Framework Bill 2010, and the Education and Care Services National Regulations.
- Supporting parents' participation in the workforce and/or society
- Supporting children with additional needs and from vulnerable and disadvantaged backgrounds

Income and expenditure

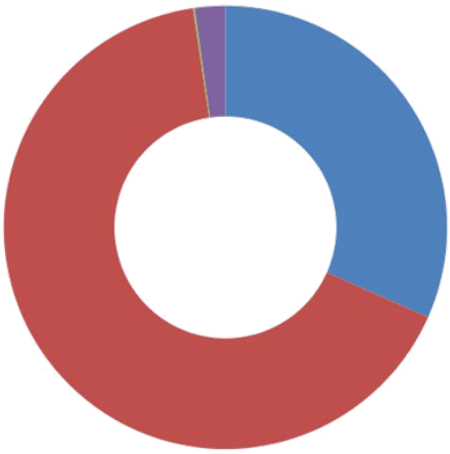

2018/19 Operational Revenue

- Rates and General Revenue 32%
- User Charges & Fees 66%
- Other Income 0%
- Operating Grants and Contributions 2%

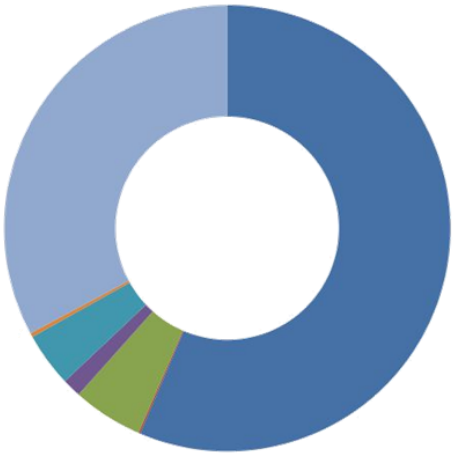

2018/19 Operational Expenditure

- Employee Costs 56%
- Borrowing Costs 0%
- Materials and Contractors 5%
- Depreciation & Amortisation 1%
- Other Expenses 4%
- Plant Hire Charges 0%
- Overhead Charges 33%

Operating budget

Operating budget – Children and Family Services	2017/18 ($'000)	2018/19 ($'000)	2019/20 ($'000)	2020/21 ($'000)	2021/22 ($'000)
Income from Continuing Operations					
Rates and General Revenue	7,043	8,682	9,514	9,793	10,081
User Charges & Fees	17,372	18,108	18,561	19,025	19,500
Other Income	34	35	36	36	37
Operating Grants and Contributions	793	608	623	639	655
Total Income from Continuing Operations	**25,242**	**27,432**	**28,734**	**29,493**	**30,274**
Expenditure from Continuing Operations					
Employee Costs	14,851	15,468	15,925	16,396	16,881
Borrowing Costs	34	34	34	34	34
Materials and Contractors	1,309	1,399	1,436	1,474	1,513
Depreciation & Amortisation	373	373	377	381	385
Other Expenses	894	1,078	1,106	1,134	1,162
Plant Hire Charges	86	80	81	84	86
Overhead Charges	7,693	9,000	9,773	9,990	10,213
Total Expenses from Continuing Operations	**25,242**	**27,432**	**28,734**	**29,493**	**30,274**
Surplus/(Deficit) from Continuing Operations	-	-	-	-	-
Surplus/(Deficit) from Excluding Capital Grants and Contributions	-	-	-	-	-

Capital budget

Capital program – Children and Family Services	2018/19 ($'000)	2019/20 ($'000)	2020/21 ($'000)	2021/22 ($'000)
S.H.A.R.E. Building Summer Hill renewal works	350	-	-	-
Capital Program Children and Family Services	829	1,090	1,000	1,100
Total	**1,179**	**1,090**	**1,000**	**1,100**

Key Performance Indicators

Key Performance Indicator	Target by 30 June 2022
Long Day Care utilisation	97%
Parent satisfaction with long day care service	95% satisfied
Occasional Care utilisation	85%

Actions – 2018/19

CSP Strategy	Delivery Program Initiative	2018/19 Action
4.4.3 Support children's education and care services to ensure a strong foundation for lifelong learning	Provide Early and Middle Childhood services in Inner West	▪ Needs analysis for Early and Middle Childhood services in Inner West
	Understand, and operate under, the new Commonwealth Government Child Care Subsidy	▪ Understand and operate under new Commonwealth Government Child Care Subsidy
	Investigate changes to NSW Government funding and impact on services	▪ Investigate changes to NSW Government funding and impact on services
	Implement recommendations from the Inner West Council Occasional Care Review	▪ Develop an Inner West Council Occasional Care Service Business Plan
	Implement recommendations from the Inner West Council Family Day Care review	▪ Provide a harmonised integrated Inner West Family Day Care Service

Community Events

Part of the Communications, Engagement and Events service unit

Key responsibilities

- Organising, presenting and evaluating a program of high quality events that engage the local community in celebrations of place, culture and diversity
- Providing employment for local performing artists and arts workers

Income and expenditure

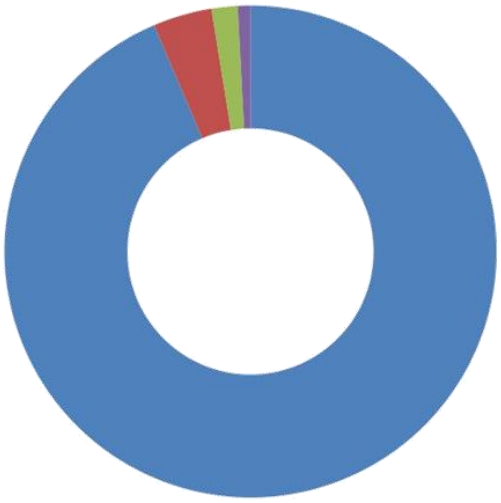

2018/19 Operational Revenue

- Rates and General Revenue 93.6%
- User Charges & Fees 3.9%
- Other Income 1.7%
- Operating Grants and Contributions 0.8%



2018/19 Operational Expenditure

- Employee Costs 38%
- Materials and Contractors 42%
- Other Expenses 5%
- Plant Hire Charges 0%
- Overhead Charges 15%

Operating budget

Operating budget – Community Events	2017/18 ('000)	2018/19 ($'000)	2019/20 ($'000)	2020/21 ($'000)	2021/22 ($'000)
Income from Continuing Operations					
Rates and General Revenue	1,273	1,348	1,396	1,434	1,472
User Charges & Fees	54	56	57	59	60
Other Income	24	25	25	26	26
Operating Grants and Contributions	12	12	12	13	13
Total Income from Continuing Operations	**1,364**	**1,440**	**1,491**	**1,531**	**1,571**
Expenditure from Continuing Operations					
Employee Costs	466	549	566	583	600
Materials and Contractors	563	598	613	629	644
Other Expenses	81	73	74	76	78
Plant Hire Charges	1	1	1	1	1
Overhead Charges	252	219	237	242	248
Total Expenses from Continuing Operations	**1,364**	**1,440**	**1,491**	**1,531**	**1,571**
Surplus/(Deficit) from Continuing Operations	-	-	-	-	-
Surplus/(Deficit) from Excluding Capital Grants and Contributions	-	-	-	-	-

Key Performance Indicators

Key Performance Indicator	Target by 30 June 2022
% of stallholders participating in Council organised events that are Inner West residents or businesses	Maintain at 80%
% of performers participating in Council organised events that are Inner West residents	Maintain at 80%

Actions – 2018/19

Community Events will continue to deliver its program of quality events in 2018/19.

Community Services and Culture

Key responsibilities

- Providing, and working with partners on, programs and services to support and promote community wellbeing
- Developing social and cultural strategies and plans
- Initiating and managing programs that position the Inner West as a destination for excellence and innovation in the arts and culture
- Activating Council's community facilities to foster community building, participation, and social support

Income and expenditure

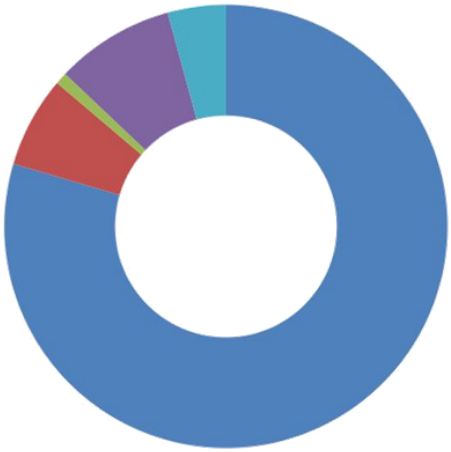

2018/19 Operational Revenue

- Rates and General Revenue 80%
- User Charges & Fees 7%
- Other Income 1%
- Operating Grants and Contributions 9%
- Transfer from Statutory Reserves 4%



2018/19 Operational Expenditure

- Employee Costs 39%
- Materials and Contractors 23%
- Depreciation & Amortisation 9%
- Other Expenses 8%
- Plant Hire Charges 1%
- Overhead Charges 20%

Operating budget

Operating budget – Community Services and Culture	2017/18 ($'000)	2018/19 ($'000)	2019/20 ($'000)	2020/21 ($'000)	2021/22 ($'000)
Income from Continuing Operations					
Rates and General Revenue	9,889	11,401	12,267	12,563	12,867
User Charges & Fees	939	952	975	1,000	1,025
Other Income	122	125	129	132	135
Operating Grants and Contributions	1,402	1,244	1,275	1,307	1,339
Transfer from Statutory Reserves	627	608	-	-	-
Total Income from Continuing Operations	**12,979**	**14,329**	**14,646**	**15,001**	**15,366**
Expenditure from Continuing Operations					
Employee Costs	5,475	5,600	5,767	5,939	6,116
Materials and Contractors	2,636	3,231	3,300	3,372	3,445
Depreciation & Amortisation	1,282	1,282	1,295	1,308	1,321
Other Expenses	988	1,208	1,034	1,060	1,086
Plant Hire Charges	172	189	194	199	204
Overhead Charges	2,426	2,818	3,056	3,124	3,194
Total Expenses from Continuing Operations	**12,979**	**14,329**	**14,646**	**15,001**	**15,366**
Surplus/(Deficit) from Continuing Operations	-	-	-	-	-
Surplus/(Deficit) from Excluding Capital Grants and Contributions	-	-	-	-	-

Capital budget

Capital program – Community Services and Culture	2018/19 ($'000)	2019/20 ($'000)	2020/21 ($'000)	2021/22 ($'000)
Arts Projects	135	-	-	-
Leichhardt Town Hall renewal works	1,130	-	-	-
Petersham Town Hall upgrade works	1,055	-	-	-
Steel Park Community Room	250	-	-	-
Mervyn Fletcher Community Centre renewal works	190	-	-	-
Thirning Villa Pratten Park renewal works	180	-	-	-
Capital Program Community Services	-	1,286	1,455	1,200
Total	**2,940**	**1,286**	**1,455**	**1,200**

Key Performance Indicators

Key Performance Indicator	Target by 30 June 2022
Increase the number of affordable housing units transferred to Council or a Community Housing provider	At least 20
% of Inner West Council social and cultural policies harmonised	95%
% of Council Grants and Fee Scale Policy implemented	100%
% of grant recipients meeting acquittal requirements	98%
Maintain threshold number of participants in Open Studio Trail	100
Maintain number of exhibitions at Chrissie Cotter Gallery	25 each year
Number of seniors participating in wellbeing activities	Trending upward
Maintain threshold number of Magic Yellow Bus park visitations	5 per week
Maintain number of regular annual hirers of Council venues and facilities	120
Maintain % of regular hirers focusing on multicultural and culturally diverse activities	25%

Actions – 2018/19

CSP Strategy	Delivery Program Initiative	2018/19 Action
2.3.1 Plan and deliver new and improved public spaces that fulfil and support diverse community needs and life	Support the Creative Communities, Public Art and Place Making Framework	▪ Review and integrate the three former councils' policies and procedures
2.4.1 Ensure the expansion of social, community and affordable housing, distributed across Inner West, facilitated through proactive policies	Maintain a Housing and Affordability Officer role	▪ Contribute to impact assessment of new developments identifying opportunities to operationalise Affordable Housing outcomes
2.4.2 Encourage diversity of housing type, tenure and price in new developments	Maintain a Housing and Affordability Officer role	▪ Housing and Affordability Officer position operational
2.4.3 Assist people who are homeless or sleeping rough	Implement the Inner West Homelessness Policy	▪ Continue to resource Council's collaborative partnerships to deliver homelessness outreach model ▪ Undertake annual street count of people sleeping rough

CSP Strategy	Delivery Program Initiative	2018/19 Action
3.2.1 Position the Inner West as a place of excellence for creative industries and services and support them to thrive	Develop Inner West's creative economy	▪ Audit of Council venues to identify potential spaces for use by artists ▪ Review live music frameworks and artist in residence program
4.1.1 Foster inclusive communities where everyone can participate in community life	Implement the Inner West Grants Program	▪ Analyse participation in grant-funded activities through analysis of acquittal reports from grant recipients
4.1.2 Embrace, celebrate, respect and value difference by building awareness and appreciation of Inner West's diversity	Develop the Inner West LGBTIQ Strategy	▪ Consult with LGBTIQ community regarding needs and expectations of Council role ▪ Develop LGBTIQ Annual Action Plan
	Scope and activate a Gay Pride Centre	▪ Consult LGBTIQ community ▪ Identify model and governance arrangements for a Gay Pride Centre
4.1.3 Empower and support vulnerable and disadvantaged community members to participate in community life	Implement the Inner West Inclusion Action Plan 2017-2021	▪ Evaluate the accessibility and inclusion of Seniors Programs ▪ Deliver key awareness campaigns ▪ Monitor implementation of the Action Plan
	Activate a Refugee Welcome Centre	▪ Develop an action plan for a Refugee Welcome Centre with key partners
	Prevention of family and domestic violence in Inner West	▪ Establish partnerships to support the delivery of a range of family and domestic violence prevention programs
4.2.1 Celebrate Aboriginal and Torres Strait Islander cultures and history	Scope a Study of Aboriginal heritage and culture in the Inner West	▪ Investigate Aboriginal and Torres Strait Islander culture unique to Inner West around landscape, flora, fauna and cultural practices ▪ Draft protocols for signage design and implementation
4.2.4 Actively engage Aboriginal people in the development of programs, policies and strategies	Develop and implement an Aboriginal Belonging and Reconciliation Strategy	▪ Consult First Nations people ▪ Investigate and develop an Aboriginal Belonging and Reconciliation Strategy
4.3.1 Provide the facilities, spaces and programs that support wellbeing and healthy communities	Develop and implement the Inner West Council Venues and Facilities Marketing Strategy	▪ Review data ▪ Conduct audit of venues ▪ Develop plan

Item 4

CSP Strategy	Delivery Program Initiative	2018/19 Action
4.4.1 Plan and provide services and infrastructure for a changing and ageing population	Undertake a Community Wellbeing Survey	▪ Review legacy surveys ▪ Identify Inner West wellbeing indicators ▪ Implement survey
	Develop strategy around Council's provision of Direct Services	▪ Undertake a service review of Commonwealth-funded direct services
	Audit of community and cultural facilities and services	▪ Undertake audit of community and cultural facilities and services across Inner West
	Develop and implement the Grants and Fee Scale Policy	▪ Coordinate and administer Council's Community and Cultural Grants Programs ▪ Implement the new venue fees and charges component
5.3.3 Deliver innovation, excellence, efficiency and effectiveness in Council processes and services	Deliver an integrated bookings system	▪ Implement the online booking system in community facilities and venues

Attachment 3

Development Assessment

Part of the Development Assessment and Regulatory Services service unit

Key responsibilities

- Implementing Council's statutory responsibilities to effectively manage change within the built and physical environment
- Providing accurate, timely and consistent planning and building advice to customers and high quality decisions and development outcomes

Income and expenditure

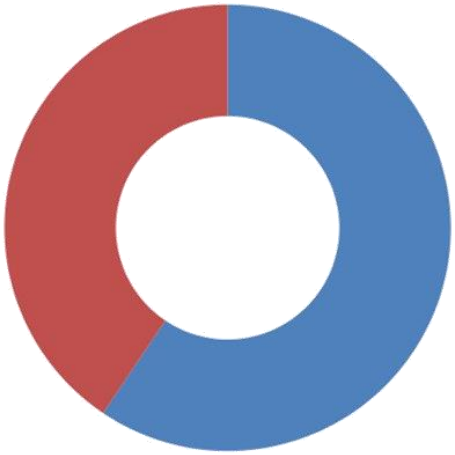

2018/19 Operational Revenue

- Rates and General Revenue 59%
- User Charges & Fees 40%

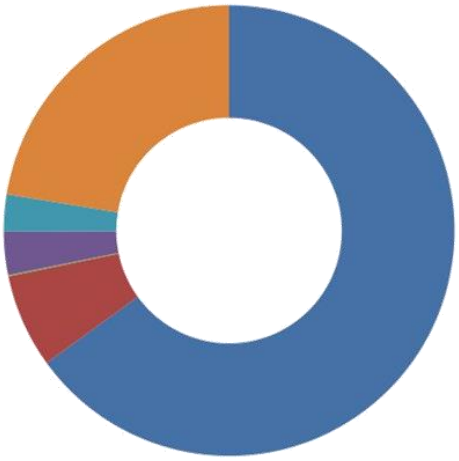

2018/19 Operational Expenditure

- Employee Costs 65%
- Materials and Contractors 7%
- Depreciation & Amortisation 0%
- Other Expenses 3%
- Plant Hire Charges 3%
- Overhead Charges 22%

Operating budget

Operating budget – Development Assessment	2017/18 ($'000)	2018/19 ($'000)	2019/20 ($'000)	2020/21 ($'000)	2021/22 ($'000)
Income from Continuing Operations					
Rates and General Revenue	6,627	6,316	6,654	6,846	7,045
User Charges & Fees	4,036	4,315	4,423	4,533	4,647
Other Income	18	38	39	40	41
Total Income from Continuing Operations	**10,681**	**10,670**	**11,116**	**11,420**	**11,733**
Expenditure from Continuing Operations					
Employee Costs	6,787	6,937	7,144	7,357	7,576
Materials and Contractors	647	717	735	753	772
Depreciation & Amortisation	10	10	11	11	11
Other Expenses	324	330	338	346	355
Plant Hire Charges	315	284	291	298	305
Overhead Charges	2,598	2,392	2,598	2,656	2,715
Total Expenses from Continuing Operations	**10,681**	**10,670**	**11,116**	**11,420**	**11,733**
Surplus/(Deficit) from Continuing Operations	-	-	-	-	-
Surplus/(Deficit) from Excluding Capital Grants and Contributions	-	-	-	-	-

Key Performance Indicators

Key Performance Indicator	Target by 30 June 2022
Completion timeframes of applications for pre-lodgement advice	Maintain 28 day average
Increase % of formal pre-DA applications	30% of total DAs lodged have a formal pre DA application
Review, update and improve education materials, website information, application forms and guidelines	Review and update every quarter
Reduce average determination timeframes for Development Applications from 85 day average in 2017	75 days (average)
Increase % of Inner West Building Certification services delivered by Council to support efficient service delivery from 12% in 2017	Inner West Council issues 30% of building certificates for development in Inner West

Actions – 2018/19

CSP Strategy	Delivery Program Initiative	2018/19 Action
2.1.1 Pursue integrated planning and urban design across public and private spaces to suit community and local environment needs	Review, update and improve education materials, website information, application forms and guidelines	▪ Identify and develop strategies for better education in areas of high community interest, or risk, such as Development Application advice ▪ Review website content to improve information flow to customers ▪ Provide face to face Development Application advisory services
2.2.1 Provide clear and consistent planning frameworks and processes that respect heritage and the distinct characters of urban villages	Increase provision of pre-lodgement planning and heritage advice by Council staff	▪ Implement the Inner West Council Development Advisory and Assessment Policy
	Increase the provision of Building Certification Services by Council in Inner West	▪ Review Building Certification business practices to improve efficiency ▪ Develop and implement a marketing plan for Council provided Building Certification Services
3.1.1 Grow Inner West's reputation as a leading creative and cultural hub, celebrating and supporting diverse creative industries and the Arts	Develop and provide specific planning advice and educational materials tailored to small business and creative industries	▪ Develop materials such as website content, brochures, etc targeted to small businesses and creative industries
3.3.2 Strengthen economic viability and connections beyond Inner West	Improve Development Application processing times	▪ Review Development Assessment business practices to improve processing times

Environment and Sustainability

Key responsibilities

- Strategic planning for Urban Sustainability – climate change and renewables and deliver day-to-day sustainability advice, support, partnerships and tools through education, engagement and programs with community, schools and businesses
- Strategic planning for Urban Ecology – water and catchments, soils, biodiversity, soil health and green infrastructure to protect and enhance ecological assets in the public domain across the Inner West
- Supporting community involvement with urban ecology volunteer projects including Bushcare, native plant nurseries, living lanes ambassadors and citizen science projects
- Managing Council's environmental risk, compliance, ecological design and environmental performance, monitoring and reporting

Income and expenditure



2018/19 Operational Revenue

- Rates and General Revenue 81%
- User Charges & Fees 0%
- Other Income 1%
- Operating Grants and Contributions 0%
- Overhead Recovery 0%
- Transfer from Statutory Reserves 18%

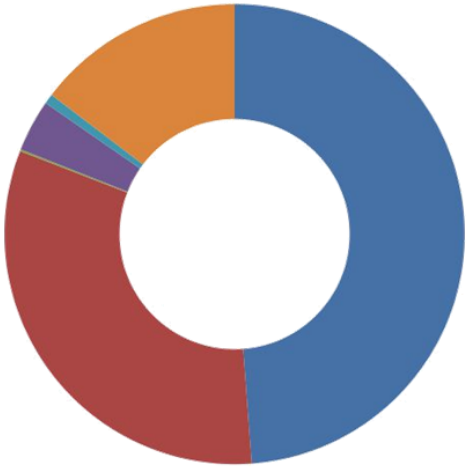

2018/19 Operational Expenditure

- Employee Costs 49%
- Materials and Contractors 32%
- Depreciation & Amortisation 0%
- Other Expenses 4%
- Plant Hire Charges 1%
- Overhead Charges 15%

Operating budget

Operating budget – Environment and Sustainability	2019/20 ($'000)	2018/19 ($'000)	2019/20 ($'000)	2020/21 ($'000)	2021/22 ($'000)
Income from Continuing Operations					
Rates and General Revenue	4,561	4,279	4,696	4,802	4,911
User Charges & Fees	1	1	1	1	1
Other Income	59	61	62	64	65
Operating Grants and Contributions	3	3	3	3	3
Overhead Recovery	10	10	11	11	11
Transfer from Statutory Reserves	866	931	826	847	868
Total Income from Continuing Operations	**5,500**	**5,286**	**5,599**	**5,728**	**5,861**
Expenditure from Continuing Operations					
Employee Costs	2,744	2,580	2,650	2,723	2,797
Materials and Contractors	1,703	1,695	1,570	1,609	1,650
Depreciation & Amortisation	7	7	7	7	7
Other Expenses	210	193	198	203	208
Plant Hire Charges	26	37	38	39	40
Overhead Charges	810	774	1,137	1,148	1,159
Total Expenses from Continuing Operations	**5,500**	**5,286**	**5,599**	**5,728**	**5,861**
Surplus/(Deficit) from Continuing Operations	-	-	-	-	-
Surplus/(Deficit) from Excluding Capital Grants and Contributions	-	-	-	-	-

Capital budget

Capital program – Environment and Sustainability	2018/19 ($'000)	2019/20 ($'000)	2020/21 ($'000)	2021/22 ($'000)
Leichhardt Park Bushcare Upgrade	60	-	-	-
Total	**60**	**-**	**-**	**-**

Key Performance Indicators

Key Performance Indicator	Target by 30 June 2022
Maintain number of Bushcare volunteers	1,400 volunteers
Maintain number of plants supplied each year from community native plant nurseries for planting within Inner West	21,000 plants
% Council's operational energy from renewable sources including onsite solar generation	25% of Council's operational energy by 2018/19
% Inner West Council investment in fossil fuels	Trending downwards from 26% in 2017/18

Actions – 2018/19

CSP Strategy	Delivery Program Initiative	2018/19 Action
1.1.1 Provide the support needed for people to live sustainably	Establish and maintain a Green Living Centre Program serving the Inner West community	▪ Deliver a range of Green Living Centre engagement and education opportunities across Inner West ▪ Promote the Our Energy Future program ▪ Support business environmental sustainability
1.1.2 Reduce urban heat and manage the impact	Implement the Urban Ecology subcatchment planning program	▪ Collaboratively plan for green infrastructure in the priority subcatchment
	Seek and maintain partnerships to support adaptation to urban heat	▪ Seek and maintain partnerships to support adaptation to urban heat
1.1.3 Create spaces for growing food	Seek and maintain research and on-ground partnerships around growing food in urban areas	▪ Develop an Inner West Community Gardens Policy and associated procedures
1.1.5 Provide green infrastructure that supports increased ecosystem services	Design and implement prioritised green infrastructure in the public domain	▪ Work across Council on prioritisation of water sensitive urban design capital works ▪ Identify water sensitive urban design in the Eastern Channel Subcatchment
	Support the community to provide green infrastructure	▪ Provide information and resources for water sensitive urban design in the private domain

CSP Strategy	Delivery Program Initiative	2018/19 Action
1.2.1 Support people to protect, restore, enhance and connect with nature in Inner West	Develop and implement Urban Ecology strategies	▪ Undertake flora and fauna studies and engagement for development of the Urban Ecology strategies
	Develop and deliver an Urban Ecology Education and Incentives Program	▪ Manage the Urban Ecology Education and Incentives Program ▪ Deliver the Native Plant Giveaway Program
	Manage urban ecology volunteer programs and facilities	▪ Support Bushcare volunteers ▪ Manage and promote the community nurseries and support existing and new volunteers ▪ Support Citizen Science groups to monitor and record ecological health ▪ Support Living Lanes projects ▪ Monitor terrestrial and aquatic ecological health
1.2.2 Maintain and increase Inner West's tree canopy and urban forest, and enhance biodiversity corridors	Maintain, protect and enhance the Inner West's current ecological assets	▪ Manage and integrate natural area contracts for all sites across Inner West ▪ Plan for the ongoing maintenance of existing and new sites through a combination of contract and volunteer programs
	Establish environmental planning zones in the LEP and DCP for the GreenWay and the Cooks and Parramatta rivers in the Inner West Urban Local Environmental Plan and Development Control Plan	▪ Develop an Inner West Native Plant Use Policy for ecological corridors and environmental planning zones
	Identify new biodiversity corridors across Inner West	▪ Prepare an Inner West vegetation map
1.2.3 Protect, conserve and enhance existing natural area sites for species richness and diversity	Develop Urban Ecology strategies and policies	▪ Commence water sensitive studies and engagement for development of Urban Ecology strategies
1.3.1 Collaborate to deliver water-sensitive plans, decisions and infrastructure	Partner with regional stakeholders on catchment and waterway health	▪ Work with the Parramatta River Catchment Group, Sydney Harbour Coastal Management Program and stakeholders to finalise the scoping study for the Parramatta River Coastal Management Plan ▪ Work with the Cooks River Alliance, other Cooks River councils and stakeholders to prepare the scoping study for the Cooks River Coastal Management Plan ▪ Work with the Sydney Coastal Councils Group on their 2017-2019 Business Plan
	Develop and implement subcatchment based Urban Ecology strategies	▪ Develop the Eastern Channel Urban Ecology Subcatchment Plan

Item 4

CSP Strategy	Delivery Program Initiative	2018/19 Action
1.3.2 Supply water from within Inner West catchments	Develop and implement a Stormwater Harvesting Plan for Inner West	▪ Collate background information to prepare for a Stormwater Harvesting Plan ▪ Monitor and record water capture and reuse across Inner West
1.4.1 Support local adoption of clean renewable energy	Develop and implement the Inner West Climate and Renewables Strategy	▪ Complete background studies and engagement for development of the Climate and Renewable Strategy
	Pursue opportunities to drive an increase in renewable energy in the Inner West for Council and the community	▪ Promote Our Energy Future and Green Living Centre programs to assist community with solar uptake
	Focus efforts to drive efficiency and manage demand for energy across Council operations and reduce corporate emissions	▪ Identify opportunities for Solar Photovoltaics for Inner West Council buildings
		▪ Monitor and record energy consumption, renewable generation and emissions across Council
		▪ Identify and implement energy efficiency and renewable works through capital works program
	Update planning controls and agreements to maximise the uptake of renewable energy and installation of green infrastructure in new developments and clarify processes for existing buildings	▪ Review and harmonise the planning process for renewables and provide clear information to the community regarding installing solar panels ▪ Prepare background information for climate change for inclusion in the Inner West Urban LEP and DCP
	Develop and implement a sustainable fleet and procurement strategy	▪ Undertake an assessment of sustainable fleet options and map the steps Council could feasibly make to achieve a more sustainable fleet
5.3.2 Ensure responsible, sustainable, ethical and open local government	Develop and implement an Environmental Management System addressing Council Environmental Risk and Compliance	▪ Develop and implement an Environmental Management System addressing Council Environmental Risk and Compliance

Attachment 3

Footpaths, Roads, Traffic and Stormwater

Key responsibilities

- Plan, design and construct infrastructure
- Maintain and manage infrastructure:
  - Road pavements
  - Roadside furniture
  - Kerb and gutter
  - Footpaths
  - Cycleways
  - Bridges
  - Streetscape
  - Road reserve signage and pavement markings
  - Stormwater drainage
  - Traffic facilities and devices
  - Public carparks

Income and expenditure



2018/19 Operational Revenue

- Rates and General Revenue 40%
- User Charges & Fees 12%
- Other Income 2%
- Operating Grants and Contributions 4%
- Capital Grants and Contributions 14%
- Transfer from Statutory Reserves 28%

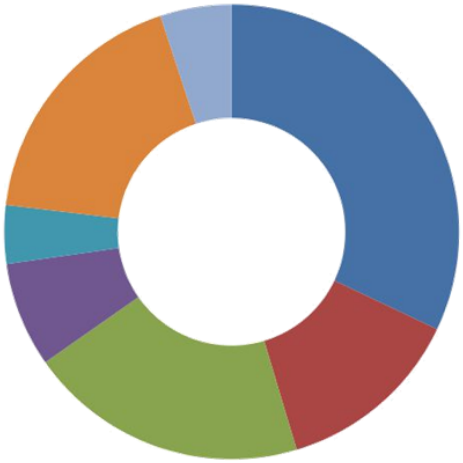

2018/19 Operational Expenditure

- Employee Costs 32%
- Materials and Contractors 13%
- Depreciation & Amortisation 20%
- Other Expenses 7%
- Plant Hire Charges 4%
- Overhead Charges 18%
- Transfer to Statutory Reserves 5%

Item 4

Operating budget

Operating budget – Footpaths, Roads, Traffic and Stormwater	2017/18 ($'000)	2018/19 ($'000)	2019/20 ($'000)	2020/21 ($'000)	2021/22 ($'000)
Income from Continuing Operations					
Rates and General Revenue	19,130	22,240	19,666	14,279	25,200
User Charges & Fees	6,785	6,597	6,762	6,931	7,104
Other Income	944	968	992	1,260	1,042
Operating Grants and Contributions	2,560	2,333	3,035	2,918	2,967
Capital Grants and Contribution	2,838	8,116	14,017	23,769	5,655
Transfer from Statutory Reserves	20,341	15,965	13,759	9,164	17,460
Total Income from Continuing Operations	**52,599**	**56,218**	**58,230**	**58,320**	**59,428**
Expenditure from Continuing Operations					
Employee Costs	17,575	18,015	18,549	19,100	19,667
Materials and Contractors	5,688	7,494	7,648	6,335	6,496
Depreciation & Amortisation	11,188	11,188	11,300	11,413	11,527
Other Expenses	4,232	4,193	4,391	4,091	4,204
Plant Hire Charges	1,626	2,336	2,395	2,455	2,516
Overhead Charges	9,661	10,139	11,014	11,258	11,508
Transfer to Statutory Reserves	2,629	2,852	2,932	3,668	3,510
Total Expenses from Continuing Operations	**52,599**	**56,218**	**58,230**	**58,320**	**59,428**
Surplus/(Deficit) from Continuing Operations	-	-	-	-	-
Surplus/(Deficit) from Excluding Capital Grants and Contributions	-	-	-	-	-

Attachment 3

Capital budget

Capital Program – Footpaths, Roads, Traffic and Stormwater	2018/19 ($'000)	2019/20 ($'000)	2020/21 ($'000)	2021/22 ($'000)
Road Renewal – Habf, Ramsay Street (Dalhousie St To Wattle St)	420	-	-	-
Road Renewal – Arthur St – Road Reconstruction (Holden St to Milton St)	850	-	-	-
Road Renewal – Dover St – Road Reconstruction	375	-	-	-
Road Renewal – D/H Keith St Macarthur Pde to Wardell Rd	320	-	-	-
Mvle – Riverside Cres Drainage Diversion	500	-	-	-
Booth Street Bridge – Investigation Design and Replacement	840	-	-	-
Chester Street Footbridge – Replacement	300	-	-	-
Lilyfield Road Cycleway	1,500	2,375	-	-
Bike Route LR18 (Mvle Station to Dulwich Hill) Construction	600	-	-	-
Bike Route LR03 (Livingstone Rd to Frazer St) Construction	500	1,100	-	-
Ashfield Town Centre Upgrade	295	1,000	-	-
Gateway Treatment (Ashfield Town Centre)	480	-	-	-
Outdoor Dinning Embellishment (Ashfield Town Centre)	600	-	-	-
Urban Amenity Improvement Program (Various Projects)	930	6,718	16,678	-
New Ashfield Town Centre Public Toilet	100	300	-	-
Regional Roads Renewal – Capital	425	850	860	1,000
Local Roads Renewal – Capital	4,139	5,294	5,289	5,248
Kerb & Gutter Renewal – Capital	544	400	405	370
Roadside Furniture – Capital	100	100	188	100
Footpaths Renewal – Capital	2,342	2,200	2,130	2,511
Footpaths Upgrade – Capital	65	250	260	144
Traffic and Parking Management – Capital	160	165	165	165
Traffic Renewal – Capital	2,056	1,178	366	992
Stormwater Renewal – Capital	1,090	1,345	959	1,450
Stormwater Upgrade – Capital	695	786	565	1,445
Bridges – Capital	-	35	-	375
Cycleways – Capital	625	2,275	3,545	5,726
Car Parks – Capital	260	35	180	285
Town Centres Upgrade – Capital	749	140	1,090	3,020
Total	**21,860**	**26,546**	**32,679**	**22,831**

Key Performance Indicators

Key Performance Indicator	Target by 30 June 2022
Street sweeping cycles	To be developed
Verge mowing cycles	To be developed

Actions – 2018/19

CSP Strategy	Delivery Program Initiative	2018/19 Action
1.1.1 Provide the support needed for people to live sustainably	LED street lighting accelerated replacement	▪ Participate in Ausgrid's program to accelerate the conversion of residential street lights to LED
1.1.5 Provide green infrastructure that supports increased ecosystem services	Provide, renew and upgrade stormwater infrastructure	▪ Deliver 18/19 capital program for stormwater infrastructure including: - Commencement of Dibble Ave waterhole remediation - Construction of Riverside Cres, Marrickville drainage upgrade
2.1.2 Identify and pursue innovative and creative solutions to complex urban planning and transport issues	Undertake Parramatta Rd Urban Infrastructure Program	▪ Prepare infrastructure designs for implementation of the Parramatta Rd Urban Amenity Improvement Program
2.3.1 Plan and deliver public spaces that fulfil and support diverse community needs and life	Enhance streetscapes and town centres	▪ Deliver 18/19 capital program for streetscape improvements including: - Ashfield Town Centre upgrade - Darling St, Balmain between Red Lion St and Denison St
2.6.1 Deliver integrated networks and infrastructure for transport and active travel	Develop and implement traffic and parking management studies	▪ Deliver 18/19 program for traffic and parking management studies

CSP Strategy	Delivery Program Initiative	2018/19 Action
2.6.3 Ensure transport infrastructure is safe, connected and well-maintained	Develop and implement programs to promote road safety	▪ Deliver 18/19 Road Safety Program ▪
	Renew local and regional roads	▪ Deliver 18/19 capital program for road renewal & improvements including: - Ramsay St, Haberfield - Dover St, Summer Hill - Arthur St, Ashfield - William St, Leichhardt - May St, St Peters - Keith St, Dulwich Hill - Dalhousie St, Haberfield
	Renew and upgrade footpaths	▪ Deliver 18/19 capital program for Footpath Renewal and Upgrade including: - Edgeware Rd, Marrickville
	Provide, renew and upgrade traffic and pedestrian safety facilities	▪ Deliver 18/19 capital program for traffic and pedestrian facilities
	Provide and upgrade cycleway infrastructure	▪ Deliver 18/19 capital program for cycleway infrastructure including: - LR18 Marrickville Station to Dulwich Hill Station cycleway - Stage 1 Lilyfield Rd cycleway
	Renew and upgrade bridges	▪ Deliver 18/19 capital program for Bridge Infrastructure including: - Chester St Footbridge replacement - Booth St Bridge upgrade
	Renew and upgrade carparks	▪ Upgrade and renew Lennox St Carpark Newtown
	Renew and upgrade roadside furniture	▪ Deliver 18/19 capital program for Roadside Furniture Infrastructure
4.1.3 Empower and support vulnerable and disadvantaged community members to participate in community life	Implement the *Inner West Council Inclusion Action Plan 2017-21*	▪ Modify bus stops to meet accessible standards for public transport
5.3.1 Undertake visionary, integrated, long term planning and decision making, reflective of community needs and aspirations	Implement Asset Management Improvement Program	▪ Review and implement Asset Management Strategy and Plans

Library and History Services

Key responsibilities

- Deliver library services to a network of eight libraries with about 100,000 library members
- Provide a program of regular activities such as baby rhyme time, story time, computer classes, craft classes, health talks and school holiday activities
- Manage the annual one million visitors to the library, the one million borrowed items and free access to technology and digital resources
- Provide history services and research, manage collections and archives, present exhibitions and displays and run community workshops and programs
- Partner with community organisations and schools to expand library activities and increase library use

Income and expenditure

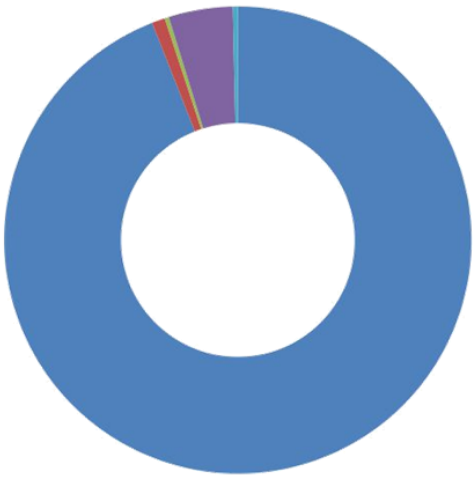

2018/19 Operational Revenue

- Rates and General Revenue 94%
- User Charges & Fees 1%
- Other Income 0%
- Operating Grants and Contributions 4%
- Transfer from Statutory Reserves 0%

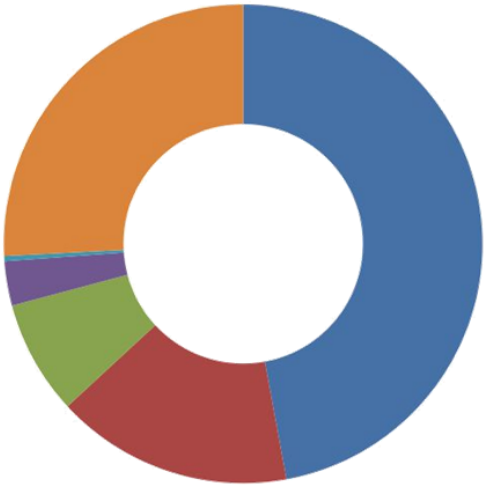

2018/19 Operational Expenditure

- Employee Costs 47%
- Materials and Contractors 16%
- Depreciation & Amortisation 8%
- Other Expenses 3%
- Plant Hire Charges 0%
- Overhead Charges 26%
- Transfer to Statutory Reserves 0%

Operating budget

Operating budget – Library and History Services	2017/18 ($'000)	2018/19 ($'000)	2019/20 ($'000)	2020/21 ($'000)	2021/22 ($'000)
Income from Continuing Operations					
Rates and General Revenue	13,050	13,745	14,331	14,695	15,069
User Charges & Fees	131	134	137	141	144
Other Income	42	43	44	45	46
Operating Grants and Contributions	491	649	372	381	391
Transfer from Statutory Reserves	248	50	-	-	-
Total Income from Continuing Operations	**13,962**	**14,621**	**14,884**	**15,261**	**15,650**
Expenditure from Continuing Operations					
Employee Costs	6,687	6,887	7,092	7,303	7,520
Materials and Contractors	2,106	2,341	2,055	2,107	2,159
Depreciation & Amortisation	1,130	1,130	1,141	1,152	1,164
Other Expenses	435	438	449	461	472
Plant Hire Charges	41	51	52	54	55
Overhead Charges	3,513	3,774	4,094	4,185	4,279
Transfer to Statutory Reserves	51	-	-	-	-
Total Expenses from Continuing Operations	**13,962**	**14,621**	**14,884**	**15,261**	**15,650**
Surplus/(Deficit) from Continuing Operations	-	-	-	-	-
Surplus/(Deficit) from Excluding Capital Grants and Contributions	-	-	-	-	-

Capital budget

Capital program – Library and History Services	2018/19 ($'000)	2019/20 ($'000)	2020/21 ($'000)	2021/22 ($'000)
Haberfield Library upgrade works	840	-	-	-
Marrickville Town Hall upgrade works	360	2,090	-	-
St Peters Town Hall renewal works	395	-	1,460	-
Capital Program Library Services	1,170	3,252	850	1,300
Total	**2,765**	**5,342**	**2,310**	**1,300**

Key Performance Indicators

Key Performance Indicator	Target by 30 June 2022
Number of items borrowed from Inner West Council Libraries each year	Maintain at one million
Annual turnover of library stock	5.5 times per item
Number of library members	Maintain at 100,000 library members
Number of library and history sessions delivered each year and participants	Maintain at 3,000 sessions with 36,000 participants
Number of historical programs delivered each year and participants	Maintain at 30 events with 1,100 participants
Number of library events delivered each year and participants	Maintain at 700 events with 8,000 participants
Number of Wi-Fi log-ins by the public at libraries each year	Maintain at 250,000
Number of e-resources loans/uses each year	Increase from 130,000
History Week and Heritage Festival participants	Maintain at 3,500 participants
Number of public PC computer bookings each year	Maintain at 100,000

Actions – 2018/19

CSP Strategy	Delivery Program Initiative	2018/19 Action
3.1.2 Create opportunities for all members of the public to participate in arts and cultural activities	Digitise existing Inner West History collections	▪ Digitise up to 10,000 items in the Inner West History Collection
4.1.1 Foster inclusive communities where everyone can participate in community life	Improve library signage	▪ Design and install signage
4.1.4 Increase and promote awareness of the community's history and heritage	Support history research by the community through provision of face-to-face history services for the community	▪ Provide face-to-face history services for the community
	Investigate feasibility of creating an Inner West History Centre and relocation of history services	▪ Consult with community regarding Inner West History Centre proposal
	Develop a comprehensive history of the Inner West	▪ Initiate Inner West History documentation

CSP Strategy	Delivery Program Initiative	2018/19 Action
4.4.2 Ensure the community has access to a wide range of learning spaces, resources and activities	Complete, open and operate Patyegarang Place and the new Marrickville Library	▪ Library and community hub complete ▪ New Marrickville Library open to the public ▪ Plan for the opening day collection ▪ Develop a communications and marketing plan for the new Marrickville Library
	Refurbish Haberfield Library	▪ Review the existing Haberfield collection ▪ Consult with the community regarding changes to Haberfield Library

Recreation and Aquatics

Key responsibilities

- Develop, plan for, deliver and promote recreation opportunities to meet the needs of the Inner West community
- Manage Council's service provider contracts for the two indoor recreational facilities to ensure that services and programming meet the needs of the community
- Manage the service provider contracts for Annette Kellerman Aquatic Centre and Fanny Durack Aquatic Centre to ensure that services and programming meet the needs of the community
- Manage Ashfield Aquatic Centre, Dawn Fraser Baths and Leichhardt Park Aquatic Centre to ensure services and programming meet the needs of the community.
- Develop and deliver master plans for the public domain to support growth and change

Income and expenditure

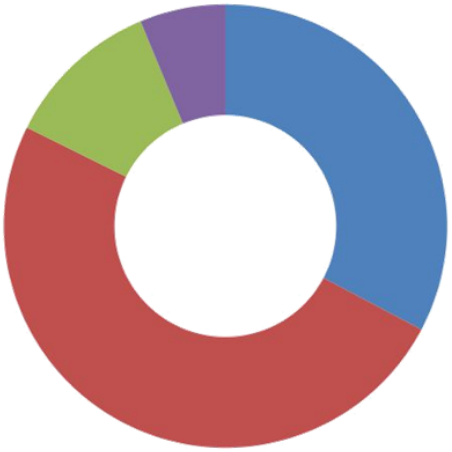

2018/19 Operational Revenue

- Rates and General Revenue 33%
- User Charges & Fees 50%
- Other Income 11%
- Transfer from Statutory Reserves 6%

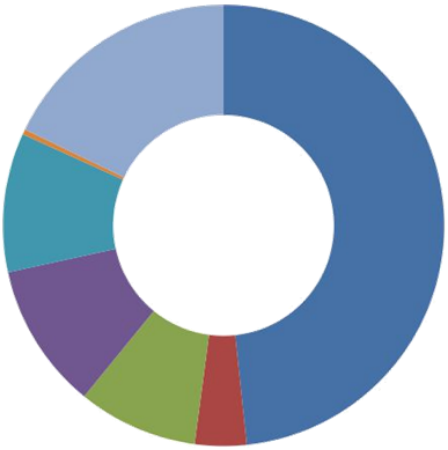

2018/19 Operational Expenditure

- Employee Costs 48%
- Borrowing Costs 4%
- Materials and Contractors 9%
- Depreciation & Amortisation 11%
- Other Expenses 10%
- Plant Hire Charges 0%
- Overhead Charges 18%

Operating budget

Operating budget – Recreation and Aquatics	2017/18 ($'000)	2018/19 ($'000)	2019/20 ($'000)	2020/21 ($'000)	2021/22 ($'000)
Income from Continuing Operations					
Rates and General Revenue	3,310	4,679	3,233	2,220	1,672
User Charges & Fees	8,733	7,088	11,080	12,483	13,419
Other Income	1,600	1,631	1,672	1,714	1,757
Capital Grants and Contributions	440	-	-	-	-
Transfer from Statutory Reserves	701	894	1,014	920	823
Total Income from Continuing Operations	**14,784**	**14,293**	**16,999**	**17,337**	**17,671**
Expenditure from Continuing Operations					
Employee Costs	7,487	6,906	7,741	7,974	8,213
Borrowing Costs	-	541	1,014	920	823
Materials and Contractors	1,348	1,256	2,206	2,267	2,319
Depreciation & Amortisation	1,529	1,529	1,544	1,560	1,576
Other Expenses	1,372	1,457	1,674	1,734	1,794
Plant Hire Charges	53	54	55	57	58
Overhead Charges	2,995	2,550	2,764	2,826	2,889
Total Expenses from Continuing Operations	**14,784**	**14,293**	**16,999**	**17,337**	**17,671**
Surplus/(Deficit) from Continuing Operations	-	-	-	-	-
Surplus/(Deficit) from Excluding Capital Grants and Contributions	-	-	-	-	-

Capital budget

Capital program – Recreation and Aquatics	2018/19 ($'000)	2019/20 ($'000)	2020/21 ($'000)	2021/22 ($'000)
Dawn Fraser Pool upgrade works	2,081	-	-	-
Ashfield Aquatic Centre upgrade works	12,000	19,550	-	-
Capital Program Recreation and Aquatics	150	250	4,008	5,404
Total	**14,231**	**19,800**	**4,008**	**5,404**

Key Performance Indicators

Key Performance Indicator	Target by 30 June 2022
Visits to Annette Kellerman Aquatic Centre, Marrickville each year	Maintain at 430,000
Visits to Fanny Durack Aquatic Centre, Petersham each year	Maintain at 55,000
Visits to Leichhardt Park Aquatic Centre each year	Maintain at 700,000
Visits to Ashfield Aquatic Centre each year	Increase after opening of new centre in 2021/22 to 475,000 from 315,000 in 2016/17
Visits to Dawn Fraser Pool each year	Maintain at 38,000
Visits to Debbie and Abbey Borgia Recreation Centre, Marrickville each year	Maintain
Visits to Robyn Webster Sports Centre, Tempe each year	Maintain

Actions – 2018/19

CSP Strategy	Delivery Program Initiative	2018/19 Action
2.1.1 Pursue integrated planning and urban design across public and private spaces to suit community and local environment needs	Prepare an Inner West Urban Local Environmental Plan (LEP) and Development Control Plan (DCP)	▪ Develop planning controls that retain and enhance public and open spaces
2.1.2 Identify and pursue innovative and creative solutions to complex urban planning and transport issues	Prepare the Inner West Public Domain Study and Strategy	▪ Initial data review
	Develop and implement Master Plans for the public domain	▪ Prepare a Master Plan for the Victoria Rd Precinct ▪ Prepare a Master Plan for King St/Enmore Rd ▪ Prepare a Master Plan for Petersham Town Centre
	Develop and implement the Parramatta Road Urban Infrastructure Program works	▪ Prepare a Master Plan for Parramatta Rd – Leichhardt Precinct ▪ Prepare a Master Plan for Parramatta Rd – Camperdown Precinct
	Undertake master planning as part of the NSW Government's Precinct Support Scheme for the Sydenham station area	▪ Commence preparation of a master plan for Marrickville Town Centre
	Prepare an Inner West Urban Local Environmental Plan (LEP) and Development Control Plan (DCP)	▪ Develop planning controls that retain and enhance public and open spaces

CSP Strategy	Delivery Program Initiative	2018/19 Action
2.3.2 Ensure public uses and developments contribute positively to their surrounding public spaces	Identify opportunities and/or lobby for additional open space in association with large development	▪ Identify opportunities and/or lobby for additional open space in association with large development
4.3.1 Provide the facilities, spaces and programs that support wellbeing and healthy communities	Implement the Inner West Recreation Policy and Strategy	▪ Finalise the Inner West Recreation Policy and Strategy ▪ Provide recreation programs to address the needs of identified priority groups ▪ Promote awareness of recreation opportunities in the Inner West ▪ Negotiate management options for Annette Kellerman Aquatic Centre, Marrickville and Fanny Durack Aquatic Centre, Petersham ▪ Administer the Recreation Grants Program to remove barriers to participation in recreation activities ▪ Review the management of Robyn Webster Sports Centre, Tempe
	Implement the Aquatic Services Plan	▪ Prepare integrated Fees and Charges for Inner West aquatic centres ▪ Review operating procedures for aquatic centres ▪ Implement a standard point of sale system for aquatic centres
	Upgrade and re-open Ashfield Aquatic Centre	▪ Prepare a plan to recommission the Ashfield Aquatic Centre
	Prepare a master plan for Leichhardt Park Aquatic Centre	▪ Final draft of Leichhardt Park Aquatic Centre Master Plan considered by Council

Regulatory Services

Part of the Development Assessment and Regulatory Services service unit

Key responsibilities

- Manage the urban environment in a way that protects life, property, amenities and the environment (natural, built and cultural) through the use of regulatory tools and education

Income and expenditure

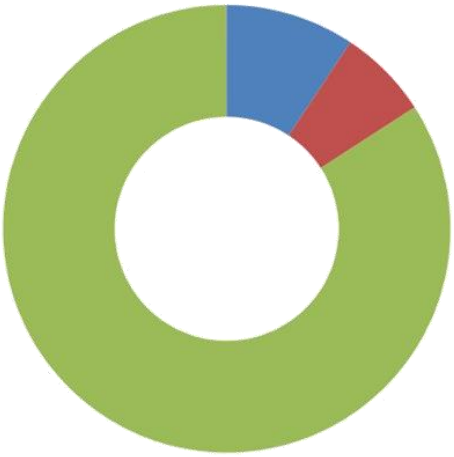

2018/19 Operational Revenue

- Rates and General Revenue 9%
- User Charges & Fees 7%
- Other Income 84%
- Operating Grants and Contributions 0%

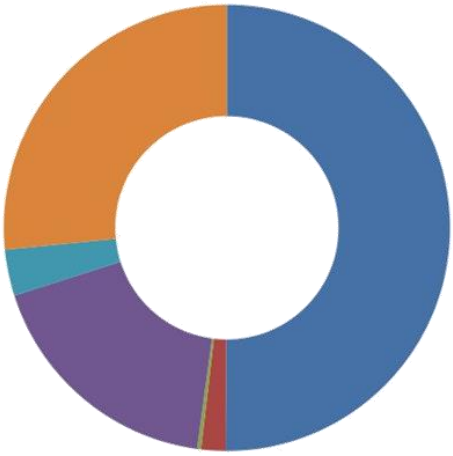

2018/19 Operational Expenditure

- Employee Costs 50%
- Materials and Contractors 2%
- Depreciation & Amortisation 0%
- Other Expenses 18%
- Plant Hire Charges 3%
- Overhead Charges 27%

Operating budget

Operating budget – Regulatory Services	2017/18 ($'000)	2018/19 ($'000)	2019/20 ($'000)	2020/21 ($'000)	2021/22 ($'000)
Income from Continuing Operations					
Rates and General Revenue	1,798	1,728	2,117	2,200	2,286
User Charges & Fees	865	1,213	1,243	1,274	1,306
Other Income	15,570	15,587	15,977	16,376	16,785
Operating Grants and Contributions	8	8	8	8	8
Total Income from Continuing Operations	**18,240**	**18,535**	**19,345**	**19,858**	**20,386**
Expenditure from Continuing Operations					
Employee Costs	8,227	9,284	9,561	9,846	10,140
Materials and Contractors	811	327	335	343	352
Depreciation & Amortisation	53	53	53	54	54
Other Expenses	3,245	3,327	3,411	3,496	3,584
Plant Hire Charges	557	620	636	652	668
Overhead Charges	5,348	4,925	5,349	5,467	5,589
Total Expenses from Continuing Operations	**18,240**	**18,535**	**19,345**	**19,858**	**20,386**
Surplus/(Deficit) from Continuing Operations	-	-	-	-	-
Surplus/(Deficit) from Excluding Capital Grants and Contributions	-	-	-	-	-

Key Performance Indicators

Key Performance Indicator	Target by 30 June 2022
Regular patrols of restricted parking areas	75 per week
School safety patrols	25 school patrols per week during the school terms (60% of Inner West schools)
Patrols of parks and reserves for companion animal education and to identify legislative breaches	18 park patrols per week
Outstanding Notice and Orders Certificate	100% issued within three working days
Inspections of shared accommodation and entertainment venues	75% of registered premises inspected each year
Inspections of registered premises and systems (food premises; mobile food vendors; skin penetration premises; public swimming pools; vapour recovery at service stations; and regulated systems, e.g. cooling towers)	100% of registered premises/systems inspected each year
Environmental audits of medium to high risk industries	Three industries audited per year
Number of building complaints	Decreasing
Brothels operate as authorised uses in a safe and healthy manner	100%

Actions – 2018/19

CSP Strategy	Delivery Program Initiative	2018/19 Action
2.1.1 Pursue integrated planning and urban design across public and private spaces to suit community and local environment needs	Review, update and improve education materials, website information, application forms and guidelines	▪ Identify and develop strategies for better education in areas of high community interest or risk, such as: food safety, companion animals, asbestos awareness
2.6.3 Ensure transport infrastructure is safe, connected and well-maintained	Review and coordinate the implementation of parking strategies	▪ Review business practices to improve efficiency and reduce illegal parking

CSP Strategy	Delivery Program Initiative	2018/19 Action
3.3.1 Support business and industry to be socially and environmentally responsible	Conduct audit of unauthorised restricted premises across Inner West	▪ Undertake land use audit to identify unauthorised brothels
	Conduct safety audit program of awnings over footpaths	▪ Implement NSW Department of Planning Circular BS 13-001 'Safety of awnings over public lands'
	Implement a program of proactive building site inspections	▪ Undertake 'site right' audits of major projects (e.g. construction of flat building, industrial development, etc.) to identify environmental or public safety issues
4.1.1 Foster inclusive communities where everyone can participate in community life	Support companion animal registration	▪ Audit companion animals registration

Resource Recovery

Part of the Environment and Sustainability service unit

Key responsibilities

- Undertake strategic planning for Resource Recovery and provide policy, education and information that leads to behaviour change in relation to the avoidance, reuse, recycling and disposal of materials
- Deliver daily collection and transport services to more than 90,000 households and businesses across the Inner West for waste, recycling, garden waste, household clean up, illegal dumping and lane cleaning, litter bins, Community Recycling Centres and other recycling services (e-waste, mattresses, white goods)

Income and expenditure

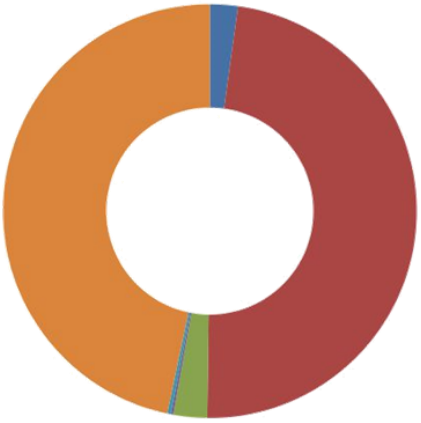

2018/19 Operational Revenue

- Rates and General Revenue 2%
- Domestic Waste Charge 48%
- User Charges & Fees 3%
- Other Income 0%
- Operating Grants and Contributions 0%
- Transfer from Statutory Reserves 47%

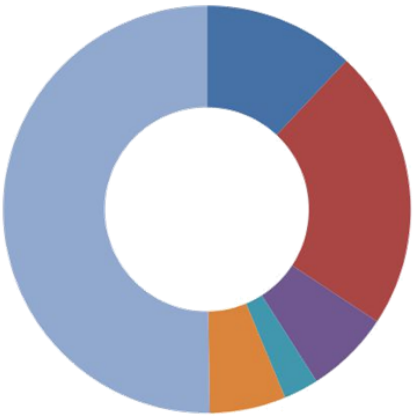

2018/19 Operational Expenditure

- Employee Costs 12%
- Materials and Contractors 22%
- Depreciation & Amortisation 0%
- Other Expenses 7%
- Plant Hire Charges 3%
- Overhead Charges 6%
- Transfer to Statutory Reserves 50%

Operating budget

Operating budget – Resource Recovery	2017/18 ($'000)	2018/19 ($'000)	2019/20 ($'000)	2020/21 ($'000)	2021/22 ($'000)
Income from Continuing Operations					
Rates and General Revenue	1,669	1,729	1,805	1,853	1,902
Domestic Waste Charge	38,363	38,086	39,045	40,028	41,035
User Charges & Fees	1,849	2,100	2,153	2,207	2,262
Other Income	190	133	136	140	143
Operating Grants and Contributions	557	235	240	247	253
Transfer from Statutory Reserves	33,296	37,031	37,981	38,956	39,957
Total Income from Continuing Operations	**75,922**	**79,314**	**81,361**	**83,430**	**85,552**
Expenditure from Continuing Operations					
Employee Costs	9,139	9,514	9,776	10,046	10,324
Materials and Contractors	19,277	17,664	18,134	18,587	19,051
Depreciation & Amortisation	2	2	2	2	2
Other Expenses	3,292	5,307	5,440	5,576	5,715
Plant Hire Charges	2,519	2,200	2,255	2,311	2,369
Overhead Charges	4,450	4,800	4,920	5,043	5,169
Transfer to Statutory Reserves	37,243	39,829	40,834	41,866	42,923
Total Expenses from Continuing Operations	**75,922**	**79,314**	**81,361**	**83,430**	**85,552**
Surplus/(Deficit) from Continuing Operations	-	-	-	-	-
Surplus/(Deficit) from Excluding Capital Grants and Contributions	-	-	-	-	-

Key Performance Indicators

Key Performance Indicator	Target by 30 June 2022
% of bulky household items picked up by Inner West Council reused, recycled or recovered	50% recovery rate (reused, recycled or recovered) from 10% in 2016/17 as reported by processing facility
Kg of total waste stream to landfill per resident	Trending down to 150kg per resident per year from 199kg in 2016/17
Kg of residential waste collected in red-lid bins that could be recycled (other than organic matter)	Reduce to 183kg per resident per year from 244kg in 2016/17
% of e-waste and chemical waste recovered, recycled or safely disposed	90%
% of residential waste collected in red-lid bins that is food and garden organic matter	Reduce by 25% (average of 10kg per week in each red lid bin) from 39% in 2016/17
Tonnes of waste collected from illegal dumping	Reduce by 25% to 2,045 tonnes per year from 2,727 tonnes in 2016/17

Actions – 2018/19

CSP Strategy	Delivery Program Initiative	2018/19 Action
1.5.1 Support people to avoid waste, and reuse, repair, recycle and share	Develop an Inner West Zero Waste Strategy and Action Plan	▪ Prepare background research and undertake engagement for the development of the Zero Waste Strategy and Action Plan
1.5.2 Provide local reuse and recycling infrastructure	Develop and operate a second Community Recycling Centre for problem wastes within Inner West	▪ Open the second Inner West Council Community Recycling Centre for problem waste
	Promote zero waste lifestyle choices – avoidance, reuse, recycling and repair	▪ Promote waste avoidance and reuse initiatives ▪ Develop and implement a new recycling campaign to improve the quality of recycling
	Develop and operate an Inner West Council Reuse Centre	▪ Finalise the site selection and plans for the Reuse Centre as part of the management of Inner West Council property needs
1.5.3 Divert organic material from landfill	Provide options for residents to divert organics at home, in the community and through a kerbside service	▪ Finalise the report and review of food collection and processing trials with recommendations on future service offerings

CSP Strategy	Delivery Program Initiative	2018/19 Action
1.5.4 Advocate for comprehensive Extended Producer Responsibility	Collaborate with stakeholders to support delivery of the Inner West Zero Waste Strategy and Action Plan	▪ Work with South Sydney Regional Organisation of Councils on advocacy to NSW and Commonwealth governments ▪ Prepare a communications plan for advocacy on extended producer responsibility
5.3.3 Deliver innovation, excellence, efficiency, effectiveness and probity in Council processes and services	Undertake operational Service Reviews	▪ General Resource Recovery Service review to identify efficiency and effectiveness improvements ▪ Complete a review into Clean Up (Illegal Dumping) Services and recommend new offering ▪ Complete the review of commercial waste and recycling services and make recommendations for an Inner West service
	Optimise organisational efficiencies through amalgamation	▪ Prepare a communications plan for the Resource Recovery service integration and desired behaviours

Strategic Planning

Key responsibilities

- Protect and improve the local, natural and built environment through land use policy and strategy development
- Guide the efficient and effective use and distribution of Council's resources
- Guide the delivery of local infrastructure ensuring it supports forecast growth
- Deliver a suite of plans to drive change and economic development, shape future growth outcomes and guide the delivery of infrastructure
- Develop outcomes based organisational strategy that reflects community needs and aspirations through effective integrated planning and reporting and delivery of the Community Strategic Plan, Delivery Program and Operational Plan

Income and expenditure

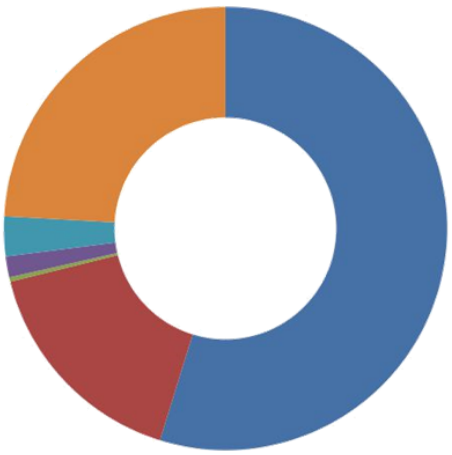

2018/19 Operational Revenue

- Rates and General Revenue 55%
- User Charges & Fees 16%
- Other Income 0%
- Operating Grants and Contributions 2%
- Capital Grants and Contributions 3%
- Transfer from Statutory Reserves 24%

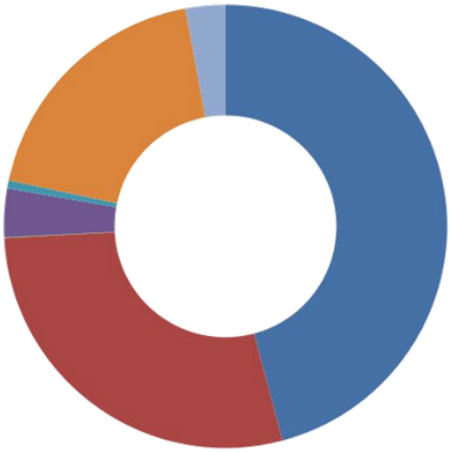

2018/19 Operational Expenditure

- Employee Costs 46%
- Materials and Contractors 28%
- Depreciation & Amortisation 0%
- Other Expenses 4%
- Plant Hire Charges 1%
- Overhead Charges 19%
- Transfer to Statutory Reserves 3%

Operating budget

Operating budget – Strategic Planning	2017/18 ($'000)	2018/19 ($'000)	2019/20 ($'000)	2020/21 ($'000)	2021/22 ($'000)
Income from Continuing Operations					
Rates and General Revenue	4,991	5,093	5,643	5,501	5,963
User Charges & Fees	648	1,522	1,560	1,599	1,639
Other Income	29	30	30	31	32
Operating Grants and Contributions	138	141	145	149	152
Capital Grants and Contributions	285	270	277	284	291
Transfer from Statutory Reserves	422	2,242	1,556	1,071	824
Total Income from Continuing Operations	**6,513**	**9,298**	**9,211**	**8,634**	**8,901**
Expenditure from Continuing Operations					
Employee Costs	3,569	4,264	4,392	4,523	4,658
Materials and Contractors	1,106	2,631	2,256	1,488	1,559
Depreciation & Amortisation	5	5	5	5	5
Other Expenses	250	330	338	346	355
Plant Hire Charges	109	54	55	57	58
Overhead Charges	1,204	1,745	1,889	1,932	1,975
Transfer to Statutory Reserves	270	270	277	284	291
Total Expenses from Continuing Operations	**6,513**	**9,298**	**9,211**	**8,634**	**8,901**
Surplus/(Deficit) from Continuing Operations	-	-	-	-	-
Surplus/(Deficit) from Excluding Capital Grants and Contributions	-	-	-	-	-

Actions – 2018/19

CSP Strategy	Delivery Program Initiative	2018/19 Action
2.1.1 Pursue integrated planning and urban design across public and private spaces to suit community and local environment needs	Prepare an Inner West Council Development Contribution Plan under Sec 7.11 and Sec 7.12 of the *Environmental Planning and Assessment Act* (formerly s.94 and s.94A)	▪ Commence preparation of an Inner West Council Development Contribution Plan
	Prepare a Local Strategic Planning Statement	▪ Prepare a preliminary Local Strategic Planning Statement

Item 4

CSP Strategy	Delivery Program Initiative	2018/19 Action
2.1.2 Identify and pursue innovative and creative solutions to complex urban planning and transport issues	Prepare an Inner West Local Environment Plan (LEP) and Development Control Plan (DCP)	▪ Commence the West Local Environment Plan (LEP) and Development Control Plan (DCP)
2.2.2 Manage change with respect for place, community history and heritage	NSW recognition of Haberfield Heritage Conservation Area	▪ Prepare a submission for Haberfield Heritage Conservation Area to be recognised under NSW legislation
2.4.2 Encourage diversity of housing type, tenure and price in new developments	Prepare an Inner West Housing Study and Strategy	▪ Complete the Inner West Housing Strategy
2.6.1 Deliver integrated networks and infrastructure for transport and active travel	Prepare an Inner West Integrated Transport Strategy	▪ Complete the Inner West Integrated Transport Strategy
	Complete the GreenWay ensuring that it is consistent with adopted and emerging GreenWay strategies and plans	▪ Continue implementation of the GreenWay
2.6.2 Pursue innovation in planning and providing new transport options	Prepare an Inner West Active Transport Plan	▪ Complete the Inner West Active Transport Plan
	Behavioural Change Program to encourage the shift to active transport	▪ Implement actions from the Behavioural Change Program
3.3.1 Support business and industry to be socially and environmentally responsible	Prepare an Inner West Economic Development Strategy	▪ Commence the update of the Economic Development Strategy ▪ Review the Footpath Dining Policy
5.3.2 Ensure responsible, sustainable, ethical and open local government	Develop and Implement an Inner West Council Performance Monitoring Framework for Delivery Program Reporting	▪ Undertake Community Survey ▪ Establish a TechOne reporting module for performance monitoring
5.3.3 Deliver innovation, excellence, efficiency, effectiveness and probity in Council processes and services	Optimise organisational efficiencies through amalgamation	▪ Align S.149 Certificate processes ▪ Align Planning Proposal lodgement processes

Attachment 3

Trees, Parks and Sportsfields

Key responsibilities

- Maintain, renew and upgrade parks, reserves and sporting grounds and public open space
- Coordinate recreation planning and programs for parks
- Manage the implementation of the Urban Forest Policy including both public and private trees
- Maintain Council's trees

Income and expenditure

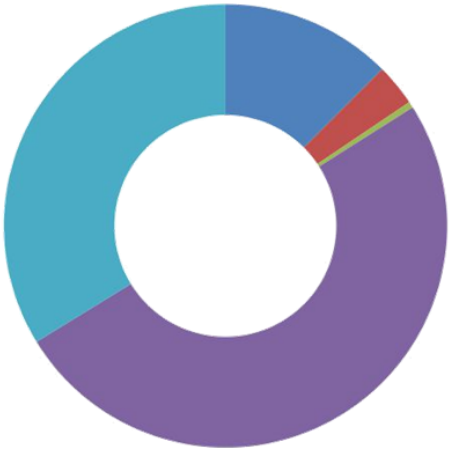

2018/19 Operational Revenue

- Rates and General Revenue 13%
- User Charges & Fees 3%
- Other Income 0%
- Capital Grants and Contributions 50%
- Transfer from Statutory Reserves 34%

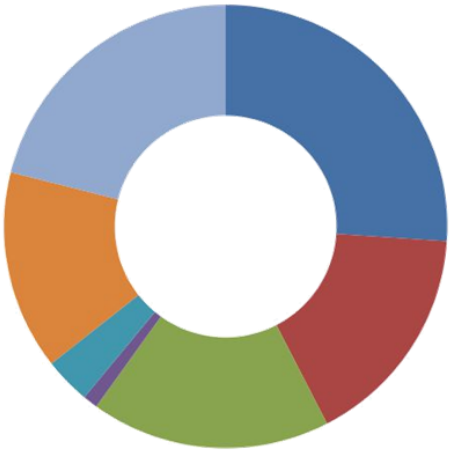

2018/19 Operational Expenditure

- Employee Costs 26%
- Materials and Contractors 16%
- Depreciation & Amortisation 17%
- Other Expenses 1%
- Plant Hire Charges 3%
- Overhead Charges 15%
- Transfer to Statutory Reserves 21%

Item 4

Operating budget

Operating budget – Trees, Parks and Sportsfields	2017/18 ($'000)	2018/19 ($'000)	2019/20 ($'000)	2020/21 ($'000)	2021/22 ($'000)
Income from Continuing Operations					
Rates and General Revenue	12,901	3,924	8,058	13,696	16,381
User Charges & Fees	938	962	986	1,010	1,035
Other Income	139	142	146	149	153
Capital Grants and Contributions	6,800	15,760	13,592	8,185	7,618
Transfer from Statutory Reserves	10,462	10,596	9,558	10,017	9,125
Total Income from Continuing Operations	**31,240**	**31,384**	**32,339**	**33,057**	**34,312**
Expenditure from Continuing Operations					
Employee Costs	7,715	8,179	8,422	8,673	8,931
Materials and Contractors	4,789	5,139	5,198	5,294	5,426
Depreciation & Amortisation	5,488	5,488	5,543	5,599	5,655
Other Expenses	313	338	353	362	371
Plant Hire Charges	1,406	1,063	1,089	1,117	1,130
Overhead Charges	5,028	4,566	4,958	5,068	5,181
Transfer to Statutory Reserves	6,500	6,610	6,775	6,945	7,618
Total Expenses from Continuing Operations	**31,240**	**31,384**	**32,339**	**33,057**	**34,312**
Surplus/(Deficit) from Continuing Operations	-	-	-	-	-
Surplus/(Deficit) from Excluding Capital Grants and Contributions	-	-	-	-	-

Attachment 3

Capital budget

Capital Program – Trees, Parks and Sportsfields	2018/19 ($'000)	2019/20 ($'000)	2020/21 ($'000)	2021/22 ($'000)
Various – Shade sail additional – as per shade sail plan	400	90	-	-
Waterfront Drive Upgrade	1,380	-	-	-
Greenway Missing Link N - Leichhardt Northern Feeder	250	-	-	-
Greenway Missing Link J1 - Bridge under Parramatta Rd	450	-	-	-
Greenway Missing Link H2 - Longport St tunnel	400	-	-	-
Greenway Missing Link I - Cadigal Reserve Cycle Path	400	-	-	-
Greenway capital budget	400	5,260	6,150	2,100
Cooks River Cycleway lighting design and upgrade	390	-	-	-
Skate Park in Callan Park - Construction	476	800	-	-
Ashfield Park Lighting upgrade	590	-	-	-
Greenway Central links Construction	7,650	1,217	-	-
Birchgrove Park eastern pavilion renewal works	410	-	-	-
Petersham Park Grandstand upgrade works	700	-	-	-
Camperdown Memorial Rest New toilet	597	-	-	-
Capital Program Trees Parks & Sportsfields	1,802	1,974	2,412	2,830
Parks Capital and Assets Capital	5,920	7,000	3,548	6,955
Sea Walls Capital	60	500	544	70
Wharves Capital	-	-	15	-
Published Projects - Trees, Parks & Sportsfields	266	1,508	1,000	-
Total	**22,541**	**18,349**	**13,668**	**11,955**

Key Performance Indicators

Key Performance Indicator	Target by 30 June 2022
Council trees assessed or maintained annually	100%
Applications for tree pruning or removal on private land	90% of tree applications assessed within 20 days
Trees planted by Council each year	900+ trees
Council website has accessibility information for all parks	Information for all parks available on website

Key Performance Indicator	Target by 30 June 2022
Undertake regular maintenance of Council's parks, reserves, sporting grounds and facilities	95% of maintenance tasks are undertaken in accordance with the scheduled cycle times
Engage the Inner West Sports Forum key stakeholders in the recreation and open space planning processes	Minimum two forums held per year
Undertake seasonal and casual sportsfields allocations in accordance with the policy	100% allocations in accordance with the policy
Undertake community tree giveaways events	Minimum one event held per year Minimum of 300 trees provided to the community per year

Actions – 2018/19

CSP Strategy	Delivery Program Initiative	2018/19 Action
1.1.1 Provide the support needed for people to live sustainably	Renew and upgrade seawalls in line with the Seawalls and Wharves capital program	▪ Complete minor seawall renewals
1.1.2 Reduce urban heat and manage its impact	Undertake the street tree planting and establishment program	▪ Implement the street tree planting and establishment program
	Gap analysis and audit of street tree data	▪ Audit and undertake a gap analysis on tree asset data and update missing data
	Establish a sustainable proactive maintenance program and forward inspection program for all Council trees	▪ Audit and undertake a gap analysis on the tree asset data and update missing data
	Continue to work with Ausgrid for appropriate pruning standards for street trees, including the adoption of an Inner West Local Precinct Plan	▪ Prepare an Inner West Local Precinct Plan and negotiate agreement
1.2.2 Maintain and increase Inner West's tree canopy and urban forest, and enhance biodiversity corridors	Develop and implement an Urban Forest Policy and Street Tree Master Plan	▪ Develop a consolidated Urban Forest Policy and Street Tree Master Plan
2.1.2 Identify and pursue innovative and creative solutions to complex urban planning and transport issues	Undertake Parramatta Road Urban Amenity Improvement Program	▪ Prepare detailed design to convert Petersham St to a pocket park

CSP Strategy	Delivery Program Initiative	2018/19 Action
2.1.3 Improve the quality, and investigate better access and use, of existing community assets	Prioritise shade sail renewal and upgrade through a Shade Sail Strategy	▪ Shade sails provided in accordance with the shade sail program
2.3.1 Plan and deliver public spaces that fulfil and support diverse community needs and life	Upgrade Waterfront Dr	▪ Complete Waterfront Drive upgrade
	Deliver interpretation artwork at the site of the former Datchett St, Balmain East incinerator	▪ Datchett St, Balmain East incinerator removed
2.3.2 Ensure private spaces and developments contribute positively to their surrounding public spaces	Identify and pursue opportunities for additional open space in association with large developments	▪ Identify opportunities as they arise
2.3.3 Advocate for and develop planning controls that retain and protect existing public and open spaces	Establish the Callan Park Trust	▪ Continue to work with the NSW Office of Environment and Heritage to establish the Callan Park Trust
2.6.1 Deliver integrated networks and infrastructure for transport and active travel	Implement the GreenWay Masterplan ensuring that it is consistent with adopted and emerging GreenWay strategies and plans	▪ Deliver the central GreenWay missing links works in accordance with the project schedule ▪ Upgrade the Cooks River Cycleway lighting
	Construct a shared path along Hawthorn Canal	▪ Commence project
4.1.3 Empower and support vulnerable and disadvantaged community members to participate in community life	Provide information on the accessibility and inclusion features of parks and playgrounds	▪ Provide information on the accessibility and inclusion features of parks and playgrounds, including if it is fenced
	Embed accessibility requirements in any Playground Strategy and in Plans of Management for parks, open space and related facilities and their use	▪ Embed accessibility requirements in any revised or new Playground Strategy and in Plans of Management for parks, open space and related facilities and their use
	Implement the *Inner West Council Inclusion Action Plan 2017- 2021*	▪ Review Inner West public toilet strategy and explore the opportunity to provide 'changing places' facilities

Item 4

CSP Strategy	Delivery Program Initiative	2018/19 Action
4.2.1 Celebrate Aboriginal and Torres Strait Islander cultures and history	Improve way-finding through Gadigal Wangal country	▪ Deliver way-finding through Gadigal Wangal country in Ashfield, Balmain, Leichhardt, Marrickville and Stanmore wards
4.3.1 Provide the facilities, spaces and programs that support wellbeing and healthy communities	Audit and update park and foreshore asset data	▪ Audit and update park and foreshore asset data and update missing data
	Develop and implement a prioritised plan for Inner West parks Plans of Management and Masterplans	▪ Prioritised implementation plan developed
	Investigate the use of synthetic turf	▪ Identify potential locations for synthetic turf and undertake concept designs
	Develop and implement a prioritised implementation plan for Crown Land Parks Plans of Management and Master plans across Inner West	▪ Prioritised implementation plan developed for Crown Land Parks
	Renew and upgrade parks in line with the Parks Capital Works Program	▪ Projects completed to schedule ▪ Deliver upgraded irrigation and drainage to Darrell Jackson Gardens, Summer Hill ▪ Upgrade Ashfield Park lighting ▪ Construct a skate park in Callan Park ▪ Install new netball courts at Richard Murden Reserve, Leichhardt
	Deliver the recommendations of the Cooks River Masterplan	▪ Deliver the prioritised projects identified for 2018/2019
	Undertake the Sydenham Green Landscape interpretation	▪ Project complete
4.3.2 Provide opportunities for people to participate in recreational activities they enjoy	Introduce an Office of Sport to increase partnerships between Council and sporting clubs	▪ Appoint an Office of Sport Coordinator to liaise closely with sporting clubs

Attachment 3

Corporate Support Services

This service area incorporates a number of internal services:

- Integration, Customer Service and Business Excellence and Civic Governance
- Communications and Engagement
- Human Resources
- Information and Communications Technology
- Legal Services
- Procurement and Fleet
- Properties, Major Building Projects and Facilities

Income and expenditure

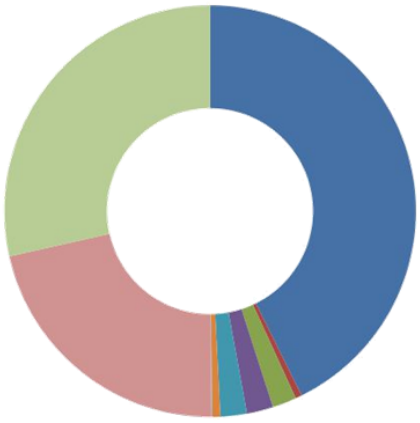

2018/19 Revenue

- Rates and General Revenue 43%
- User Charges & Fees 1%
- Interest Income 2%
- Other Income 2%
- Operating Grants and Contributions 2%
- Capital Grants and Contributions 1%
- Profit or Loss on Disposal 0%
- Overhead Recovery 22%
- Transfer from Statutory Reserves 29%

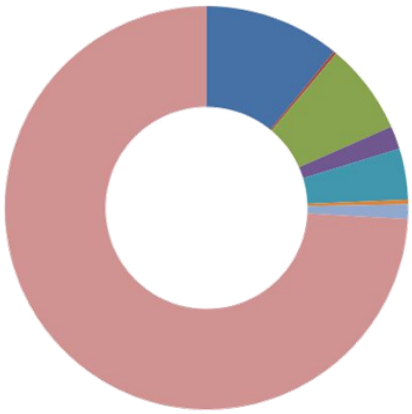

2018/19 Operational Expenditure

- Employee Costs 11%
- Borrowing Costs 0%
- Materials and Contractors 7%
- Depreciation & Amortisation 2%
- Other Expenses 4%
- Plant Hire Charges 0%
- Overhead Charges 1%
- Transfer to Statutory Reserves 74%

Item 4

Operating budget

Operating budget – Corporate Support Services	2017/18 ($'000)	2018/19 ($'000)	2019/20 ($'000)	2020/21 ($'000)	2021/22 ($'000)
Income from Continuing Operations					
Rates and General Revenue	112,684	116,618	119,300	120,289	123,056
User Charges & Fees	1,349	1,382	1,417	1,452	1,489
Interest Income	5,041	5,167	5,295	5,427	5,561
Other Income	5,735	5,667	5,805	5,946	6,091
Operating Grants and Contributions	2,664	5,672	5,813	5,959	6,108
Capital Grants and Contributions	649	1,761	1,384	1,322	1,854
Profit or Loss on Disposal	(150)	182	199	200	200
Overhead Recovery	64,038	58,927	63,471	65,141	66,752
Transfer from Statutory Reserves	81,488	77,998	83,979	67,656	71,071
Total Income from Continuing Operations	**273,497**	**273,373**	**286,663**	**273,391**	**282,182**
Expenditure from Continuing Operations					
Employee Costs	35,890	29,751	30,608	31,490	30,399
Borrowing Costs	870	632	420	243	144
Materials and Contractors	17,776	19,921	20,461	22,285	21,411
Depreciation & Amortisation	5,063	5,063	5,113	5,164	5,216
Other Expenses	12,426	11,178	11,492	11,780	12,074
Plant Hire Charges	830	1,004	1,029	1,054	1,081
Overhead Charges	10,263	3,198	3,273	3,348	3,423
Transfer to Statutory Reserves	190,379	202,626	214,267	198,027	208,434
Total Expenses from Continuing Operations	**273,497**	**273,373**	**286,663**	**273,391**	**282,182**
Surplus/(Deficit) from Continuing Operations	-	-	-	-	-
Surplus/(Deficit) from Excluding Capital Grants and Contributions	-	-	-	-	-

Attachment 3

Capital budget

Capital Program – Corporate Support Services	2018/19 ($'000)	2019/20 ($'000)	2020/21 ($'000)	2021/22 ($'000)
Information & Technology	4,303	100	305	210
Finance Loan Repayments	5,434	6,155	4,710	4,058
Fleet Management	6,401	8,399	9,441	5,383
Capital Program Property & Assets	1,155	1,074	2,613	2,714
Total	**17,293**	**15,728**	**17,069**	**12,364**

Integration, Customer Service, Business Excellence and Civic Governance

Key responsibilities

- Provide frontline customer service to the Inner West community
- Coordinate merger implementation
- Support organisational development through business excellence initiatives
- Support transparent and accountable decision making by elected Council and Councillors for the benefit of the community

Key Performance Indicators

Key Performance Indicator	Target by 30 June 2022
Customer contact issue resolved at first point of contact	85%
Customer calls answered in 60 seconds	80%
Customer calls answered in 120 seconds	90%
Customer calls answered in 180 seconds	95%
Customer calls abandoned in queue	Less than 4%
Average wait time at customer service counter	Less than three minutes
Online customer transactions	Trending upwards

Actions – 2018/19

CSP Strategy	Delivery Program Initiative	2018/19 Action
5.3.2 Ensure responsible, sustainable, ethical and open local government	Policies and processes are in place to support Councillors	▪ Develop Councillor Expenses and Facilities Policy ▪ Implement Councillor request system ▪ Implement Councillor resolution tracking system

CSP Strategy	Delivery Program Initiative	2018/19 Action
5.3.3 Deliver innovation, excellence, efficiency, effectiveness and probity in Council processes and services	Optimise organisational efficiencies through amalgamation	▪ Coordinate and provide organisational support to assist the merger implementation ▪ Implement integrated online customer request capability
	Deliver an integrated bookings system	▪ Scope and procure booking system ▪ Commence phased implementation of an integrated bookings system
	Undertake operational service reviews	▪ Establish trial service review methodology and tools

Communications and Engagement

Part of the Communications, Engagement and Events service unit

Key responsibilities

- Providing information to relevant communities and stakeholders about Council activities, services, policies and plans through media liaison and external and internal publications and platforms to achieve a positive and professional image and reputation
- Implementing and adhering to the Community Engagement Framework throughout Council, resulting in effective decision-making that best meets current and future needs and reflects community values

Key Performance Indicators

Key Performance Indicator	Target by 30 June 2022
Inner West Council website page views	Increase by 2.5% each year
Inner West Council social media followers (Facebook, Instagram, Twitter)	Increase by 2.5% each year
Number of visits to Your Say Inner West	Increase by 3% each year
Number of projects on Your Say Inner West on which the community has the opportunity to engage	More than 40 projects each year

Actions – 2018/19

CSP Strategy	Delivery Program Initiative	2018/19 Action
5.1.1 Support local democracy through transparent communication and inclusive participatory community engagement	Develop Social Media and Digital Strategy to identify new ways to expand digital communication	▪ Complete digital communications audit and develop an action plan

CSP Strategy	Delivery Program Initiative	2018/19 Action
5.3.1 Undertake visionary, integrated, long term planning and decision making, reflective of community needs and aspirations	Develop and implement an Inner West Council Brand and Marketing Strategy	▪ Establish an Inner West Council brand and visual identity
5.3.3 Deliver innovation, excellence, efficiency, effectiveness and probity in Council processes and services	Establish a new website including a photo library	▪ Design, catalogue and develop content for the new website

Finance

Key responsibilities

- Recording and maintaining Council's financial position resulting from decisions and policies resolved by Council
- Ensuring Council financial commitments are recognised and accounted for correctly in accordance with the Local Government Act and relevant Australian Accounting Standards
- Managing payroll, accounts payable, invoicing, investments, collection of rates, the annual budget, and the driving of financial implications

▪ Key Performance Indicators

Key Performance Indicator	Target by 30 June 2022
Operating Performance Ratio	Greater than or equal to break even average over three years
Own Source Revenue Ratio	Greater than 60% average over three years
Building and Asset Renewal ratio	Greater than 100% average over three years
Infrastructure Backlog Ratio	Less than 2%
Asset Maintenance Ratio	Greater than 100% average over three years
Debt Service Ratio	Greater than 0% and less than or equal to 20% average over three years
Real Operating Expenditure	Decrease in real operating expenditure per capita over time

Actions – 2018/19

CSP Strategy	Delivery Program Initiative	2018/19 Action
5.3.3 Deliver innovation, excellence, efficiency, effectiveness and probity in Council processes and services	Rates modelling to aid decision making in relation to rating after the rates freeze expires at the end of June 2020	▪ Initiate rates modelling

Human Resources

Key responsibilities

- Talent acquisition and retention, on boarding (organisational socialisation and orientation)
- Capability development
- Employee and industrial relations
- Staff diversity, engagement and culture
- Workplace Health and Safety
- Return to Work and Workers Compensation

Key Performance Indicators

Key Performance Indicator	Target by 30 June 2022
IWC has a high performance and values based culture	Increase or maintain staff engagement and satisfaction scores from previous survey benchmark data
Compliance with legislative requirements for IWC staff performance framework	95% of eligible staff have a performance plan completed during performance year
Industrial harmony maintained during workplace change	Time lost through industrial action trending downwards
Increased number of staff with development plans and capability building opportunities	95% of staff have an individual development plan completed
IWC provides a safe and healthy workplace for all workers	Number of Workers Compensation claims is trending downwards

Actions – 2018/19

CSP Strategy	Delivery Program Initiative	2018/19 Action
3.4.2 Encourage social enterprises and businesses to grow local employment	Inner West Council Traineeship Program	▪ Develop a traineeship program including Aboriginal and Torres Strait Islander and disability positions
5.3.3 Deliver innovation, excellence, efficiency, effectiveness and probity in Council processes and services	Consolidate Work Health and Safety policies and procedures	▪ Ongoing development and implementation of Work Health and Safety policies and procedures
	Implement an Inner West Council Staff Performance Management system	▪ Roll out of online performance system
	Develop and implement Inner West Council Enterprise Bargaining Agreements	▪ Inner West Council Enterprise Bargaining Agreements negotiations started and ongoing for prioritised service areas
	Develop and implement the Inner West Council Workforce Management Plan	▪ Workforce Plan actions commenced implementation including Gender Equity; Diversity and Inclusion
		▪ High Performance Leadership Coaching program commenced

Information and Communications Technology

Key responsibilities

- Managing and delivering a 'fit for purpose' Information and Communication Technology environment for internal and external customers that is current, secure, and reliable to both the primary service centres and remote facilities
- Managing reporting, access and secure storage of Council's digital information and data assets, including spatial data
- Maintaining, enhancing and improving Council's core line of business applications and user productivity applications by partnering in business improvement initiatives and aligning innovative technology solutions to business objectives
- Maintaining a strategic roadmap for Information and Communication Technology which reduces risk and maximises cost and efficiency of Information and Communication Technology assets

Key Performance Indicators

Key Performance Indicator	Target by 30 June 2022
Reduce number of Corporate Business Systems Applications (Current = 3)	1 Corporate Business System
Reduce number of Council Data Centres (Current = 5)	2 Council Data Centres
Reduce number of Council Data Networks (Current = 4)	1 Council Data Network

Key Performance Indicator	Target by 30 June 2022
Reduce number of Telecommunication Providers (Current = 2)	1 Telecommunication Provider
Reduce number of Print Management Providers (Current = 5)	1 Print Management Provider
Reduce number of Desktop Operating Environments (Current = 3)	1 Desktop Operating Environment

Actions – 2018/19

CSP Strategy	Delivery Program Initiative	2018/19 Action
3.3.1 Support business and industry to be socially and environmentally responsible	Establish e-services to enable Council services to be performed electronically	▪ Implement e-services for payments, customer requests, and Development Applications
3.3.3 Promote Inner West as a great place to live, work, visit and invest in	Support mobility by allowing staff and community to interact with Inner West Council systems anywhere, anytime	▪ Provide field staff access to corporate systems and information from mobile devices
5.1.1 Support local democracy through transparent communication and inclusive participatory community engagement	Improve analytics and reporting within and across Council information	▪ Implement Business Intelligence dashboards for key areas
	Expand the information available to community online and encourage online collaboration	▪ Proactive release of Council information online

CSP Strategy	Delivery Program Initiative	2018/19 Action
5.3.3 Deliver innovation, excellence, efficiency, effectiveness and probity in Council processes and services	Rationalise Council systems creating a unified Inner West Council system portfolio	▪ Implement a single integrated system for core Council activities ▪ Consolidate business systems and collaboration platforms
	Enable a connected Council supported by network connectivity	▪ Implement a consolidated Council data network and expand Wi-Fi availability at key Council facilities
	Integrate Council functions and services	▪ Integrate Information and Communication Technology applications and infrastructure domains
	Enable new methods and ideas in line with industry trends	▪ Implement secure access to Council systems anywhere, anytime for Council staff
	Create an organisation which is able to interact and transact digitally	▪ Increase digitisation of Council information assets
	Ongoing operation of Council Information and Communication Technology in a sustainable and efficient manner	▪ Modernise Information and Communication Technology infrastructure platform and consolidate data centres ▪ Establish Information Technology governance structure and good practice service management framework ▪ Implement a robust and compliant Information Management practice ▪ Improve integrity, security and adoption of Electronic Management System
	Establish a new website including a photo library which will provide one place to interact with Council online	▪ Build and launch new Council website
	New and upgraded Council projects have effective Information and Communication Technology services on opening	▪ New Childcare centre – Leichhardt Park ▪ New Childcare centre – Steel Park, Marrickville ▪ New Marrickville Library ▪ New Ashfield Aquatic Centre

Legal Services

Key responsibilities

- Provide the organisation with legal support
- Provide legal advice
- Manage litigation

Procurement and Fleet

Key responsibilities

- Procurement services: Overseeing and optimising the process of buying goods, services or works to ensure Council obtains best value for money, applying probity standards and governance processes to procurement functions and ensuring legislative compliance
- Fleet management services: Managing Council's fleet and plant including procurement, maintenance and disposal of council's plant, vehicles and major equipment as well as overseeing council's depot facilities, in particular their fleet maintenance, parking and storage provisions

Key Performance Indicators

Key Performance Indicator	Target by 30 June 2022
Number of operational vehicles and plant owned and operated by Inner West Council	Decrease

Actions – 2018/19

CSP Strategy	Delivery Program Initiative	2018/19 Action
1.4.1 Support local adoption of clean renewable energy	Develop and implement the Inner West Climate and Renewables Strategy	▪ Engage and work with consultant to assess options, feasibility and costs associated with transition to electric/sustainable fleet
	Use operational efficiencies to reduce plant and vehicle numbers	▪ Plant Replacement Program for 18/19 developed to reflect the recommendations of the Service Review
1.4.2 Support development of a transport network that runs on clean, renewable energy	Develop and implement a sustainable fleet and procurement strategy	▪ Plan disposals in fleet against the replacement program

Properties, Major Building Projects and Facilities

Key responsibilities

- Managing Council's building assets of more than 300 buildings and other structures and over 270 leases and licences for both the commercial and community interests of Council, meeting community needs now and into the future
- Providing safe, clean and fit-for-purpose facilities for staff and public
- Delivering effective and efficient capital works and maintenance
- Delivering major building projects

Key Performance Indicators

Key Performance Indicator	Target by 30 June 2022
Council property portfolio management produces an increased net return	Trending upwards
Manage the building assets portfolio to maintain agreed service levels (capacity, utilisation, risk, condition, function)	Service levels are improved
Manage the Council property portfolio to best practice	Number of leases, licences and agreements in holdover is decreased
Deliver well planned and coordinated projects	100% expenditure of annual capital budget

Actions – 2018/19

CSP Strategy	Delivery Program Initiative	2018/19 Action
2.2.2 Manage change with respect for place, community history and heritage	*Crown Land Act* changes will transfer the Native Title management responsibility to Council from July 2018	▪ Develop and implement the process for Native Title Management
4.3.1 Provide the facilities, spaces and programs that support wellbeing and healthy communities	Implement the Aquatic Services Plan	▪ Implement the Aquatic Services Plan
	Upgrade Dawn Fraser Pool	▪ Dawn Fraser Pool upgrade complete
	Upgrade and re-open Ashfield Aquatic Centre	▪ Ashfield Aquatic Centre Refurbishment project underway
4.4.2 Ensure the community has access to a wide range of learning spaces, resources and activities	Complete the Patyegarang Place including the new Marrickville Library and community space	▪ Marrickville Library and community hub complete
5.2.3 Collaborate with partners to deliver positive outcomes for the community, economy and environment	Completion of Stronger Communities funded projects	▪ Leichhardt Town Hall renewal ▪ Petersham Park Grandstand upgrade ▪ Haberfield Library and community centre ▪ S.H.A.R.E. building, Summer Hill ▪ Mervyn Fletcher Community Centre, Haberfield ▪ Thirning Villa Pratten Park, Ashfield ▪ Steel Park Community Room ▪ Petersham Town Hall
5.3.3 Deliver innovation, excellence, efficiency, effectiveness and probity in Council processes and services	Implement the Inner West Council Long Term Land and Property Strategy	▪ Undertake priority actions as endorsed in the Land & Property Strategy ▪ Undertake investment and income generating actions endorsed in the Land & Property Strategy
	Implement priority actions in the Buildings Asset Management Improvement Plan	▪ Undertake priority actions as endorsed in the Buildings Asset Management Improvement Plan

Item 4

Translation Service
If you have questions on this document and need an interpreter, pleae call TIS National on 131 450 and ask them to call Inner West Council on 9392 5000

Υπηρεσία Διερμηνείας
Εάν έχετε ερωτήσεις αναφορικά με το παρόν έγγραφο και χρειάζεστε διερμηνέα, παρακαλούμε καλέστε την TIS National στο 131 450 και ζητήστε τους να καλέσουν το Inner West Council στο 9392 5000

Servizio traduzioni
Se avete domande su questo documento e necessitate di un interprete chiamate TIS National al numero 131 450 e chiedetegli di chiamarvi Inner West Council al numero 9392 5000

翻译服务
如果您对本文件有任何疑问，需要传译员帮助，请拨打TIS National的电话131 450，然后要求接通Inner West Council的电话9392 5000

Dịch vụ Thông Phiên dịch
Nếu quý vị có thắc mắc gì về tài liệu này và cần có thông dịch viên xin gọi cho TIS National qua số 131 450 và nhờ họ gọi cho Inner West Council qua số 9392 5000

خدمة الترجمة
إذا كانت لديك أسئلة حول هذا المستند وتحتاج إلى مترجم فوري، فاتصل بخدمة TIS National على الهاتف رقم 131 450 واطلب منهم الاتصال بـ Inner West Council على الرقم 9392 5000

Attachment 3

Customer Service Centres
Petersham: 2-14 Fisher Street
Leichhardt: 7-15 Wetherill Street
Ashfield: 260 Liverpool Road
Phone (02) 9392 5000
www.innerwest.nsw.gov.au
© 2018 Inner West Council

INNER WEST COUNCIL



Fees and Charges
FY2018/19

INNER WEST COUNCIL

Item 5

Table Of Contents

DEPUTY GENERAL MANAGER – Assets & Environment 14
FOOTPATHS, ROADS, TRAFFIC & STORMWATER 14
RESTORATIONS & INFRASTRUCTURE CHARGES 14
Application Fees and Security Deposits 14
Building Works Security Deposits (including complying developments) 14
Establishment 14
Road Pavement – Concrete 15
Road Pavement – Asphalt 15
Footpath – Concrete 15
Footpath – Asphalt 15
Footpath – Pavers 15
Grass Verge & Landscaping 15
Kerb & Gutter 16
Driveways 16
Stormwater & Drainage 16
Traffic Facilities 16
Main Street Improvement Works General 17
Excavation and Miscellaneous 17
ENGINEERING & DESIGN & INSPECTIONS 18
ROAD ACCESS PERMIT FEES 18
Road, Footpath, Car Park Occupation 18
Temporary Road Closure Fees 18
Work Zones 19
Hoarding Fees 19
Skip Placement 19
Road Anchors in Road Reserve 19
TRAFFIC AND PARKING FEES 20
General Fees 20
Car Share Parking Space Fees 20
Parking Meter Fees 20
Resident Parking Permit Fees 21
Business Parking Permit Fees 21
Other Parking Permit Fees 21
Car Park Fees 22
FILMING PERMIT FEES 22
Filming Application Fees 22
Traffic Management Assessment Fees 22
Filming Application – Other 22
WHITE WAY LIGHTING ALTERATIONS 23
SUSTAINABILITY & ENVIRONMENT 24
RECYCLING & WASTE MANAGEMENT – Ashfield 24
Rateable properties 24
Non Rateable Properties – Recycling & Waste Management 24
DOMESTIC WASTE SERVICE – Leichhardt 24

Provision of Domestic Waste Services 24
TRADE WASTE – Leichhardt 25
Provision of Trade Waste Service 25
Provision of Trade Waste Service – Annual Fee 25
Mobile Garbage Bin Lease Fee – for Trade Waste 25
Weekend Tip (Car, Trailer or Ute) 25
WASTE CONTAINER REPLACEMENT FEES – Leichhardt 25
RECYCLE CONTAINER REPLACEMENT FEES – Leichhardt 26
SPECIAL COLLECTIONS – Leichhardt 26
SPECIAL EVENTS – Leichhardt 26
Provision of Waste & Recycling Services 26
RESOURCE RECOVERY SERVICES – Marrickville 26
Waste Management Charges 26
Domestic Waste Management (DWM) Service 26
Domestic Waste Management Service to Non – Rateable Properties 26
Reduced Domestic Waste Management Service to Residential Flat Buildings 26
Other Waste Management Services 26
Non DWM Pickup 27
Waste Container 27
Waste Removal 27
COMMUNITY NURSERY 28
Plant Prices – General Sales 28
Plant Prices – Pensioner Card/Commonwealth Health Card Holder 28
Plant Prices – Not for Profit Organisation Sales 28
Hire of Facility 29
Seed Collection 29
Environmental Incident Training Package 29
ENVIRONMENTAL MERCHANDISE 29
TREES, PARKS & SPORTSFIELDS 31
PARKS & PLAYING FIELDS – Ashfield 31
Winter & Summer Season – Saturdays & Public Holidays 31
Winter & Summer Season – Sundays Only 31
Summer Season – Saturdays & Public Holidays 31
Summer Season – Sundays Only 31
Casual Hire of Sporting Fields – Sundays & Public Holidays 31
Casual Hire of Sporting Fields – Monday – Saturday 32
Canteen Charge per Season 32
Training – Playing Fields – Additional to Seasonal Hire (former Ashfield Council only) 32
Netball Courts (located within former Ashfield Municipality) 32
Local Schools (located within former Ashfield Municipality) – Monday to Friday Only 32
SPORTING GROUNDS & PARKS – Leichhardt 33
Winter Season – Former Leichhardt Council Area per field (with lights) 33
Winter Season – Former Leichhardt Council Area per field (no lights) 33
Summer Season – Birchgrove Oval (turf wicket) 34
Summer Season – All other sporting grounds – Former Leichhardt Council Area per field 34
Sporting Clubs – Storage – Former Leichhardt Council Area 34
Canteen – Former Leichhardt Council area 34
Line marking – Former Leichhardt Council Area 34

School Use of Sporting Grounds & Parks – Former Leichhardt Council Schools Only 35
Tennis Court Fees – Leichhardt 35
Punch Park – Wortley Street Balmain 35
Cohen Park – Annandale 35
SPORTSGROUND HIRE – Marrickville 35
Aussie Rules, Baseball, Rugby League, Rugby Union, Soccer, Touch Football/Oz Tag, Ultimate Frisbee 35
Level 1 Sports Field – Henson Park 35
Level 2 Sports Field – Arlington Reserve 36
Level 3 Sports Field – Camperdown, Camdenville, Marrickville, Steel, Mackey, Tempe, Petersham, HJ Mahoney 1/2 field (full field is *2) 36
Cricket – Summer only 36
Level 1 Cricket Ovals – turf wickets at Camperdown, Marrickville & Petersham Parks 36
Level 2 Cricket Ovals – synthetic wicket at Steel, Mackey and Tempe 36
Sports Ground Lighting 37
Line marking – Former Marrickville Council Area 37
PARKS & RESERVE HIRE 37
Parks & Events – IWC (combined) 37
Casual Booking (less than 30 people) 37
Casual Booking (30 to 120 people) 38
Weddings (up to 120 people) 38
Minor Event (30 – 120 people) 39
Major Event (over 120 people) 39
Additional event charges (all events) 39
Commercial Fitness Trainers 40
Park & Foreshore Management – IWC (Combined) 40
TREE MANAGEMENT – IWC (combined) 41
Tree Permit & DA Application 41
Tree Installation and Removal (Public/ Street/ Council Trees) 41
Street/Council Tree Security Deposit 41
Landscaping Bond/Security Deposit 41
Notification of Tree Applications and Development Application for Tree Removal (Leichhardt only) 41
PROPERTIES, MAJOR BUILDING PROJECTS & FACILITIES 42
PREPARATION OF LEASES & LICENCES OF COUNCIL LAND, CONSENTS TO ASSIGNMENT, SURRENDERS & OTHER DEALINGS 42
Titles Searches 42
Purchase of Council Land 42
Street Vending 42
Coffee Vans or other mobile vendors 43
Leichhardt Oval 43
DEVELOPMENT ASSESSMENT & REGULATORY SERVICES 44
DEVELOPMENT ADVISORY 44
Pre-Development Application Advice 44
Single Dwellings (Alterations & Additions, demolition, new dwellings, ancillary development & secondary dwellings) 44
Other Development (that does not fall into the single dwelling or heritage advice) 44
Pre Development, Planning & Heritage Advice 44
Heritage Advisory Service (no plans assessed) – Ashfield Only 44
Other Advice 44
Professional External Consultancy Services Fee for Pre Development Advice – Peer review, Report and or Advice 44
DEVELOPMENT ASSESSMENT 45
Exempt Development Confirmation Application 45
Heritage Exemption Application 45

Development Application (DA) Fees ... 45
DA's for Dwelling Houses ... 45
DA's for Advertisements ... 45
DA's for Change of Use (Only) ... 45
DA's for the Subdivision of Land (other than strata) ... 45
DA's for Strata Subdivision ... 45
All other DA's including erection of a building, carrying out of work, demolition of building or work (based on estimated costs) ... 46
DA's for Designated Development ... 46
Modification of Development Consent Application (Division 4.9 EPA Act 1979) ... 46
Other & Court Consent Modification ... 47
Review of Determination Application (Division 8.2 EPA Act 1979) ... 47
All other Development Application Reviews including erection of a building, carrying out of work, demolition of building or work (based on estimated costs) 47
Review of Modification Determination ... 47
Applications that Fee Waivers Apply ... 48
Fees for Notification and Advertising of DA's, Modifications and Reviews Applications ... 48
Notified Applications (based on estimated costs) ... 48
Notification of Modification Applications ... 48
Notifications of Review of Determination Applications (S8.2 EPA Act 1979) ... 48
Advertised Applications (in addition to notification fees) ... 48
Other Application Fees ... 48
Lapsed Consents ... 48
Extension of Consent Application ... 48
Electronic File Management ... 49
Amended Plans ... 49
Fee for stamping additional set of plans ... 49
Fees for External Referrals of Applications ... 49
Long Service Levy – IWC ... 49
Administration Charge ... 49
Refund of Application Fees ... 50
BUILDING CERTIFICATION ... 50
Building Certificate Applications ... 50
Building Certificate Public Notification Fees ... 50
Administration Certificates ... 50
Outside Approved Hours Construction Permits ... 50
Activity & Footpath Usage Applications ... 50
Construction Certificate Applications ... 51
Construction Certificate Application Fees for all National Construction Code Building Classes – based on estimated cost of works ... 51
Principal Certifying Authority (PCA) Appointment & Inspection Fees ... 51
Pre-Complying Development Certificate Advice ... 51
Complying Development Certificate ... 51
Complying Development Certificate Application Fees for all National Construction Code Building Classes – based on estimated cost of works ... 51
Occupation certificate ... 51
Subdivision Certificate Applications ... 52
Request for Technical advice on BCA or Fire Safety matters ... 52
Signing of Legal Documents on Behalf of the Council ... 52
Swimming Pool Certification ... 52
Refund of Application Fees ... 52
FIRE SAFETY ... 52
Annual Fire Safety Statement AFSS ... 52
Fire Safety Compliance ... 52

ENVIRONMENTAL HEALTH 53
Food Premises 53
Public Health 53
Environmental Protection 54
Local Government General Inspection Fee 54
ROAD RELATED REGULATION 54
Impounded Articles 54
Impounded Vehicles / Trailers 54
Parking Management 54
Footpath Occupation (Goods, A-Frames, Dining etc.) Ongoing Lease fee 54
DEVELOPMENT COMPLIANCE 55
A. Signs & Advertising Structures projecting onto or over Public Space (former Marrickville Council only) 55
i) Above Awning 55
ii) Below Awning 55
iii) Other 55
B. Commercial Outdoor Advertising 55
i) Other Commercial Outdoor Advertising 55
Certificate of Outstanding Orders/Notices – S735A LGA & Section 9, Schedule 5 EPAA 55
COMPANION ANIMALS 56
Lifetime Registration & Microchipping 56
Special Events Run by Council 56
Animal Temporary Holding Facility 56
Engraved Pet Tag 57
DEPUTY GENERAL MANAGER – Community and Engagement 58
CHILDREN & FAMILY SERVICES 58
CHILDREN & FAMILY SERVICES – Leichhardt 58
John McMahon Children's Centre, Leichhardt Children's Centre, Leichhardt Park Children's Centre 58
Refundable Bond 58
Daily Fees 58
Late Payment of Fees 58
After Hours Collection 58
Annandale Children's Centre 58
Refundable Bond 58
Daily Fees 58
Late Payment of Fees 59
After Hours Collection 59
Balmain – Rozelle Occasional Care 59
Venue Hire 59
Cancellation fees for venue hire 59
Leichhardt Family Day Care 60
Venue Hire 60
Cancellation fees for venue hire 60
CHILDREN & FAMILY SERVICES – Marrickville 60
Addison Rd, Cavendish St, Deborah Little, Enmore Rd, May Murray, Tillman Park 60
Refundable Bond 60
Daily Fees 60
Late Payment of Fees 60
After Hours Collection 61
Globe Wilkins Preschool 61

Item 5

Daily Fees 61
Late Payment of Fees 61
After Hours Collection 61
Marrickville Family Day Care 61
Out of School Hours Care (all services) 61
Before School Care – Camdenville, Ferncourt, Marrickville West, Stanmore, Wilkins 62
After School Care – Camdenville, Ferncourt, Marrickville West, Stanmore, Wilkins 62
Daily Fees 62
Late Payment of Fees 62
After Hours Collection 62
Vacation Care – Camdenville, Ferncourt, Stanmore 62
Daily Fees 62
Late Payment of Fees 62
After Hours Collection 62
LIBRARY & HISTORY SERVICES 63
OVERDUE AND LOST ITEMS 63
INTERLIBRARY LOANS 63
PHOTOCOPYING, PRINTING AND SCANNING 63
SALE OF ITEMS 63
LOCAL HISTORY 63
PROGRAMMING OR ACTIVITIES 63
RENTAL OF MEETING ROOMS 64
REPRODUCTION OF COUNCIL OWNED IMAGES 64
COMMUNITY SERVICES & CULTURE 65
HALL BOOKINGS – Ashfield 65
MICHAEL MAHER ROOM 65
MERVYN FLETCHER ROOM 65
ACTIVITY ROOM – CIVIC CENTRE 65
ASHFIELD TOWN HALL 66
ANNANDALE COMMUNITY CENTRE – Leichhardt 66
Upstairs Hall 67
Meeting Room 67
Cancellation Fees 67
JIMMY LITTLE COMMUNITY CENTRE – Leichhardt 68
Main Hall 68
Meeting Room 68
Cancellation Fees 68
MARKET PLACE COMMUNITY ROOM – Leichhardt 68
HANNAFORD COMMUNITY CENTRE – Leichhardt 69
1st Floor – Heffernan Hall 69
Ground Floor – Activity Room 69
Ground Floor – Therapy Room 69
2nd Floor – Meeting Room 69
2nd Floor – Meeting Room & Lounge 69
Cancellation Fees 70
CLONTARF COTTAGE – Leichhardt 70
Cancellation Fees 70

WHITES CREEK COTTAGE – Leichhardt 70
Melaleuca Room 71
The Stables 71
Cancellation Fees 71
TOWN HALLS – Leichhardt 71
Leichhardt Town Hall 71
Weekdays 72
Weekends & Public Holidays 72
Cancellation Fees 72
Annandale Downstairs Back Hall 72
Cancellation Fees 72
Balmain Town Hall 73
Hiring Fees for PA Equipment 73
Cancellation Fees 73
Balmain Town Hall Meeting Room 73
Cancellation Fees 74
HALL & VENUE HIRE – Marrickville 74
TOWN HALLS – Marrickville 76
Petersham and Marrickville Town Halls Hire 76
Category 1 76
Petersham Town Hall Old Council Chambers 76
Category 2 77
Category 3 77
Category 4 77
Category 5 77
Bond – Town Halls 77
Community Meeting Rooms 77
Herb Greedy, Seaview Street Hall, St Peters Town Hall Level 1, Yanada Room & Camperdown Park Meeting Room 77
Small Community Meeting Rooms 78
St Peters Town Hall Ground Floor 78
Chrissie Cotter Gallery 78
Enmore Resource Centre Rent 78
TOM FOSTER COMMUNITY CARE – Marrickville 79
Food Services 79
Activities Program 79
Bus & Driver Hire 79
COMMUNITY BUS – Ashfield 79
COMMUNITY BUS – Leichhardt 80
Community Bus (11 seater) 80
HOME MAINTENANCE & MODIFICATION SERVICE – Leichhardt 80
Materials 80
Labour 80
HANDYPERSON & GARDENING SERVICE – Leichhardt 81
Materials 81
Labour 81
AQUATIC & RECREATION FACILITIES & SERVICES 82
ASHFIELD AQUATIC CENTRE 82
LEICHHARDT PARK AQUATIC CENTRE 82
Pool Entry 82

Health & Fitness Classes (casual use, fee includes free pool entry) 83
Off peak GOLD membership (allows full use of GYM, all wet & dry programs & use of the pools Monday to Friday 12 .00 pm till 4.00 pm) 83
Personal Training (individual one customer per trainer) 84
Group Personal Training 84
1 Session (hourly) 84
10 Sessions (hourly) 84
1 Session (Half hourly) 84
10 Sessions (Half hourly) 84
Nutrition consultation 84
Triathlon/Adult fun squad/Aussie masters/Swim fit 85
Exercise physiology(individual one customer per trainer) 85
Special Health & fitness program 85
Memberships (all with free pool entry to LPAC & Dawn Fraser Baths) 85
Swim Only 85
Family Swim A (1 adult & up to 2 children aged 5 – 16years. The adult must be the parent or guardian of the child, or alternatively an adult who lives with a child in the same domestic dwelling) 86
Family Swim B (2 adult & up to 2 children aged 5 – 16years. Adult must be the parents or guardian of the child, or alternatively an adult who lives with a child in the same domestic dwelling) 86
GOLD membership (allows full use of Gym, all wet & dry program and use of the pools) 87
Family Gold A (1 adult & up to 2 children aged 5 – 16years. The adult must be the parent or guardian of the child, or alternatively an adult who lives with a child in the same domestic dwelling) 87
Family Gold B (2 adult & up to 2 children aged 5 – 16years. The adult must be the parent or guardian of the child, or alternatively an adult who lives with a child in the same domestic dwelling) 88
Other Membership Fees 88
Joining Fee 88
Direct Debit Transaction Fees 88
Learn to swim (10 week terms) 89
Learn to swim per lesson (paid via direct debit) 89
Private Lessons 89
1 child 89
2 children 89
Learn to high dive/ water polo (10 week term) 90
School Programs 90
Squad & Stroke Correction 90
1 visit per week 90
2 visit per week 90
3 visit per week 90
4 visit per week 90
5 visit per week 91
Refund Policy 91
Facility Bookings 91
School Carnivals 91
Sporting Clubs/schools swimming 91
General Activity 91
Commercial Activity 92
Child Supervision 92
Concessions and Discounts 92
DAWN FRASER BATHS 93
Admission 93
Monthly Tickets 93
Season Tickets 93
Cost of Key (for out of season access and is conditional on purchase of season tickets or membership at LPAC) 93

Squad & Stroke Correction 94
Yoga 94
Facility Bookings 94
Filming Fees (commercial purposes) – assumes baths remains open. If baths are required to be closed then function prices will apply. 94
Function hire (for functions held outside normal pool hours and includes the labour cost for provision of a supervisor) 94
SWIMMING POOLS 95
Annette Kellerman Aquatic Centre – Open all year 95
Multi Ticket Passes Aquatic Centre (Multi ticket pass includes access to all pools, free locker hire) 95
Upfront Payment Options – Pool Membership Only (All categories of Pool membership include access to all pools, free locker hire) 96
Learn to Swim Classes (includes access to LTS swim class & two unpaid parents, free locker hire) 96
Mini Squad (fee per lesson) 97
Bronze, Junior and Mini Squads (Unlimited access to Squads Sessions and Acquatics areas) 97
Aqua aerobics (includes access to Aqua aerobics class & swimming pool) 97
Others 97
Wellness Centre Casual Visit (includes access to Wellness Centre) 98
Upfront Payment Options – Centre Membership (includes access to the Aquatic & Wellness Centre as well as 1 free health assessment & program, all group fitness classes, all Aqua aerobics classes, free locker hire) 98
Schools Access 99
Hire 99
Multi Purpose Rooms Activities 99
Other 100
Fanny Durack Aquatic Centre 100
Season Tickets 100
Learn to Swim Classes 100
Mini Squad (fee per lesson) 101
Aqua aerobics 101
Carnivals (up to maximum of 6 lanes) 101
Other users 101
Hire of Pool Filming – up to 1 week 101
DEBBIE & ABBEY BORGIA COMMUNITY RECREATION CENTRE – STEEL PARK 101
Court Hire – Peak Time (Weekdays from 5.00 pm and all Weekend) 102
Court Hire – Off Peak (Weekdays from 8.30 pm 5.00 pm) 102
Competitions Costs – All Times 102
PCYC Competitions 102
Room Hire Including Charis & Tables – Peak Time (Weekdays from 5.00pm, all Weekend & Public Holidays) 102
Room Hire Including Charis & Tables – Off Peak Time (Weekdays from 8.30 am to 5.00 pm) 103
Functions outside opening hours 103
Bond 103
Programmed Activities – PCYC Run – Member/non member price to be added 103
Tai Chi 103
Boxercise 103
Gentle Exercise 103
Computers 103
Internet Use 103
Indoor Soccer Coaching Clinics 104
Basketball Coaching Clinics 104
Netball Coaching Clinics 104
BASTABLE STREET HALL 104
STRATEGIC PLANNING 105
DEVELOPMENT CONTROL PLAN & POLICIES 105
PLAN PRINTING – DEVELOPMENT 105

PLANNING CERTIFICATE UNDER ENVIRONMENTAL PLANNING & ASSESSMENT ACT 1979 105
SECTION 7.11/7.12 CONTRIBUTIONS 105
DEVELOPER CONTRIBUTION PLANS 105
REPORTS, STUDIES, STRATEGIES & REVIEWS 105
PREPARATION OF AMENDMENT TO LOCAL ENVIRONMENTAL PLAN 105
Pre Planning Proposal Consultation (mandatory for all applications) 105
Minor LEP amendment 106
Major LEP Amendment 106
Complex LEP amendment 106
Additional costs and expenses 106
Amendments to Development Control Plan 106
Advertisement and Notification costs 106
Public Hearing 106
PRINTING 107
COMMUNICATIONS, ENGAGEMENT & EVENTS 108
BANNERS – HANDGING OF BANNERS ON TOWN HALLS 108
Newtown 108
Petersham & St Peter's Town Hall 108
Marrickville 108
Marrickville Road 108
BANNER BOOKINGS 108
FESTIVALS & EVENTS 108
Flagship Festivals & Events 108
Stalls 108
Stands 109
Site only 109
Small – Scale Festivals & Events 109
Stalls 109
Stands 109
Site only 110
COMMUNITY EVENTS 110
Carnival & Cultures 110
Feast of Flavours 110
DEPUTY GENERAL MANAGER – Chief Financial and Administration Officer 111
FINANCE 111
SECTION 603 CERTIFICATES 111
RATES 111
General Rates & Valuation Enquiries 111
Overdue Rates 111
OTHER CHARGES 111
Gas Mains Charge – S611 Local Government Act 1993 111
Debt Recovery Charge 111
CREDIT CARD CHARGES 111
ICT 112
GIS MAPPING 112
Cadastral Maps showing street names and numbers, including LEP zone map, heritage conservation map, residential map and foreshore building line map. Note: for any map printed in colour – 30% surcharge applies to fees 112

Customised Maps showing street names and numbers with any 4 layers on the basic map. Note for any map printed in colour – 30% surcharge applies to fees 112
GIS Data Extracts – Provided on CD, USB or via email 112
Access to Information 112
GOVERNMENT INFORMATION (PUBLIC ACCESS) ACT 2009 (NSW) (GIPA ACT) 113
PHOTOCOPYING, PRINTING & SCANNING 113
Photocopying & Printing 113
Scanning & Email per page 113
Post (postage and handling) 114
INTERIM GENERAL MANAGER 115
LEGAL 115
LEGAL COSTS 115
SUBPOENA OF DOCUMENTS – SUPPLY OF INFORMATION 115
SUBPOENAS OR NOTICES TO PRODUCE 115

Item 5

Note

Changes to GST law may result in updates to the GST status on Council's fees and charges. These GST status updates may impact the Fee/Charge.

Name	Year 18/19 Fee (excl. GST)	GST	Fee (incl. GST)

DEPUTY GENERAL MANAGER – Assets & Environment

FOOTPATHS, ROADS, TRAFFIC & STORMWATER

RESTORATIONS & INFRASTRUCTURE CHARGES

Restoration involves substantial removal, remediation and tipping charges.

Application Fees and Security Deposits

Infrastructure Works Application Fee (includes 2 inspections) – per application	$284.45	$0.00	$284.45
Road Opening Application Fee (non-refundable) – Plus – per application	$97.40	$0.00	$97.40
Additional inspections (business hours) – per application	$165.00	$0.00	$165.00
Security Deposit (refundable) – Minimum charge – per application	$894.30	$0.00	$894.30
Security Deposit (refundable) for restoration works or other infrastructure works at applicant's request – per item	30% of calculated restoration cost based on Council's fees and charges.		
Security deposit (refundable) for construction of public domain works for compliance with Development Consent – per item	100% of cost for work based on Council's fees and charges		
Asset Integrity Charge – per item	30% of calculated restoration cost based on Council's fees and charges		
An assets integrity charge is applicable to all restoration works (other than those associated with a vehicle crossing approval) carried out by persons or public utilities to cover costs of damage to and accelerated failure of Council's adjoining infrastructure due to the impact of the road opening and contribute towards the ongoing maintenance of the asset.			
Night/Weekend Work – A surcharge on the scheduled fees will be applied for works outside normal business hours (8.00am to 5.00pm) or due to constrained sites (CBD/State/Regional Road) – per item	30% of calculated restoration cost based on Council's fees and charges		
Traffic Control Costs – A surcharge on the scheduled fees may be applicable for traffic control costs depending on the location and scope of works, subject to confirmation at time of pricing – per item	20% of calculated restoration cost based on Council's fees and charges		
Utility Agreements – At the discretion of Council's Road Access Manager and as approved by the Group Manager Roads, Traffic & Stormwater, Council may choose to negotiate on the set restoration charges with Utility Authorities. This may apply to larger restoration projects or where a memorandum of understanding is established between Council and the Utility Authority – per item	POA		
Late Payment of Fees – Supply of Inaccurate Dimensions – per application	$261.40	$0.00	$261.40
Cancellation Fee – per item	10% of original fees (excluding deposit)		
Un-authorised road works – applicable to un-authorised road &/or footpath openings, driveways and all other public infrastructure works undertaken without an approved Council permit – per item	10% surcharge on calculated restoration cost based on fees and charges		

Building Works Security Deposits (including complying developments)

Security Deposit – for main property frontage, PLUS – per metre	$292.15	$0.00	$292.15
Security Deposit – any additional street or laneway frontages – per item	$146.05	$0.00	$146.05
Security Deposit (minimum charge) – per application	$2,152.50	$0.00	$2,152.50
Security Deposit for development involving substantial demolition (minimum charge) – per item	$8,056.50	$0.00	$8,056.50

Establishment

Establishment Fee – All restorations, road opening and infrastructure works – per item	$399.75	$0.00	$399.75

Name	Year 18/19 Fee (excl. GST)	GST	Fee (incl. GST)
Road Pavement – Concrete			
Council Officers are required to carry out schedule inspections and sign off all completed works.			
Reinforced Concrete Road (225mm) – per m²	$548.40	$0.00	$548.40
Reinforced Concrete Road (225mm) with 50mm AC Overlay -per m²	$758.50	$0.00	$758.50
Reinforced concrete road 225mm thick + 100mm AC10 overlay (1m² minimum) – per m²	$840.50	$0.00	$840.50
Road Pavement – Asphalt			
Asphalt Pavement (AC10 / AC20, up to 150 mm) on existing base – per m²	$355.70	$0.00	$355.70
Asphalt resheet to gutter (50mm thick) – per m²	$130.70	$0.00	$130.70
Asphalt adjustment to road (50mm thick) – per m²	$88.15	$0.00	$88.15
Footpath – Concrete			
Concrete Footpath (75mm thick) – per m²	$294.70	$0.00	$294.70
Concrete Footpath (75mm thick) – greater than 10m² – per m²			POA
Footpath street name plates – per item			POA
Concrete Footpath (75mm thick) – with stencilling – per m²			POA
Concrete Footpath – Heavy Duty 125mm – with F62 – per m²	$348.50	$0.00	$348.50
Removal of concrete or asphalt path for provision of nature strip, etc (+ saw cutting) – per m²	$88.15	$0.00	$88.15
Footpath – Asphalt			
Asphalt Pavement (AC5, 50mm thick) – per m²	$243.45	$0.00	$243.45
Footpath – Pavers			
Paving – lay existing pavers on fine crushed rock (FCR) + sand bedding – per m²	$307.50	$0.00	$307.50
Paving – lay existing pavers on concrete base + sand bedding – per m²	$389.50	$0.00	$389.50
Paving – Replace damaged pavers (1m² minimum) – per m²			POA
Grass Verge & Landscaping			
Formed or Grassed Area including 100mm topsoil (replace with buffalo or existing grass type) – per m²	$78.90	$0.00	$78.90
Landscaped garden beds – per m²	$161.45	$0.00	$161.45
Plant new street tree (if approved) – per tree			POA
Plus remove existing street tree (separate approval required) – per tree			POA
Construct verge gardens – Concrete cutting and disposal – per m²	$199.85	$0.00	$199.85
On request from property owners who wish to create verge gardens in the immediate vicinity of their homes. Includes aeration and topping up with soil/compost mix. – per square metre			

Name	Year 18/19 Fee (excl. GST)	GST	Fee (incl. GST)
Kerb & Gutter			
Standard Kerb & Gutter – per lin.m	$312.65	$0.00	$312.65
Standard Kerb or Gutter Only – per lin.m	$197.30	$0.00	$197.30
Dish Crossing (up to 900mm wide) – per lin.m	$379.25	$0.00	$379.25
Sandstone Kerbing & Relevelling (using existing) – per lin.m	$479.20	$0.00	$479.20
Sandstone Kerbing & Relevelling (new sandstone) – per lin.m			POA
Pram Ramp, Standard Size – per item	$1,435.00	$0.00	$1,435.00
Kerb and gutter – by machine – per lin.m			POA
Driveways			
Vehicle Crossing Layback – per lin.m	$395.00	$0.00	$395.00
Light Duty Vehicle Crossing (1m² minimum) – per m²	$358.75	$0.00	$358.75
Heavy Duty Vehicle Crossing (150mm with F82) (1m² minimum) – per m²	$451.00	$0.00	$451.00
Industrial Vehicle Crossing (225mm with F82) (1m² minimum) – per m²	$679.05	$0.00	$679.05
Refundable deposit for Light Duty Crossing – per driveway	$1,691.25	$0.00	$1,691.25
Refundable deposit for Heavy Duty Crossing – per driveway	$5,125.00	$0.00	$5,125.00
Refundable deposit for Industrial Crossing – per driveway	$6,508.75	$0.00	$6,508.75
Stormwater & Drainage			
Kerb Outlet (Concrete Kerb) – per item	$194.75	$0.00	$194.75
Stormwater Piping (90mm pipe) – per lin.m	$67.65	$0.00	$67.65
Supply and Install 150mm x 100mm galvanised steel pipe (4.0mm thick) – per m²	$192.20	$0.00	$192.20
Core Drill Sandstone Kerb for Stormwater Outlet – per item	$217.80	$0.00	$217.80
Lintel Only to Gully Pit – per item	$1,156.00	$0.00	$1,156.00
Gully Pit (for pipes up to 600mm diameter) – per item	$3,920.00	$0.00	$3,920.00
Gully Pit (for pipes > 600mm diameter) – per item			POA
Excavation, supply and lay reinforced concrete pipes – per application			POA
Excavation, supply and construction of all stormwater infrastructure works (e.g. Gully pit, manhole, extended kerb lintel) – per application			POA
Traffic Facilities			
Special traffic facilities (e.g. Pedestrian Refuges, Wombat Crossing, etc) – per item			POA
Supply and installation of steel bollard – per item			POA

Name	Year 18/19 Fee (excl. GST)	GST	Fee (incl. GST)
Main Street Improvement Works General			
Supply Concrete Pavers (230mm x 185mm) only – per m²	$57.90	$0.00	$57.90
Lay Main street Concrete Paver (230mm x 185mm) – includes sub-base preparation – per m²	$279.30	$0.00	$279.30
Supply Main street Footpath Paver (400mm x 400mm x 40mm) only – per m²	$125.55	$0.00	$125.55
Lay Main street Footpath Paver – includes sub-base preparation – per m²	$335.70	$0.00	$335.70
Main street asphalt footpath with Carborundum Surface Coating (two coats) – per m²	$256.25	$0.00	$256.25
Supply and Install new Sandstone Kerb (Dimension stone, 40MPa, on a 100mm concrete strip footing) – per lineal metre	$579.15	$0.00	$579.15
Supply Porphyry Setts – per m²	$222.95	$0.00	$222.95
Lay Porphyry Setts, including mortar bed, joints & sub-base – per m²	$369.00	$0.00	$369.00
Supply Porphyry Banding – per m²	$292.15	$0.00	$292.15
Supply Interlock Pavers 'Honed Finish' 230mm x 110mm x 80mm – per m²	$112.75	$0.00	$112.75
Supply Anchorlock Pavers 'Honed Finish' – per m²	$133.25	$0.00	$133.25
Lay Interlock & Anchorlock Pavers – includes 150mm concrete base – per m²	$497.15	$0.00	$497.15
Supply Tactile Ground Surface Indicator Pavers – per m²	$148.65	$0.00	$148.65
Lay Tactile Ground Surface Indicator Pavers – per m²	$240.90	$0.00	$240.90
Additional charge to upgrade main street paving (where Council is constructing concrete path and property owner requests main street style paving) – per m²	$194.75	$0.00	$194.75
Supply Pedestrian Safe Trench Grates – per lineal metre	$250.00	$0.00	$250.00
Install Pedestrian Safe Trench Grates – per lineal metre	$266.50	$0.00	$266.50
Main street Fence – per lineal metre	$648.30	$0.00	$648.30
Decorative Pedestrian Street Lighting (includes minimum 1500mm x 500mm dia. concrete footing) supply & installation – per item			POA
Supply and Install RMS approved fence – per panel	$648.30	$0.00	$648.30
Supply & install Fibreglass Walkway Mictromesh – per m²	$799.50	$0.00	$799.50
Excavation and Miscellaneous			
Saw cutting up to 100 mm thick – per lin.m	$68.15	$0.00	$68.15
Saw cutting from 100 mm up to 250 mm thick – per lin.m	$189.65	$0.00	$189.65
Rock excavation (allows for removal of spoil) – per m³			POA
Excavation other than rock (allows for removal of spoil) – per m³			POA
Miscellaneous Civil Works – per application			POA

Name	Year 18/19 Fee (excl. GST)	GST	Fee (incl. GST)
ENGINEERING & DESIGN & INSPECTIONS			
Flood Certificate (where service is available) – per certificate	$340.80	$0.00	$340.80
Access to Flood models	$1,000.00	$0.00	$1,000.00
Prepare Engineering designs for roadworks, vehicle crossings (min 2 hours) – per hour	$150.00	$0.00	$150.00
Inspection fee – per inspection	$165.00	$0.00	$165.00
Footpath Condition Inspection – Development Works – per inspection	$230.65	$0.00	$230.65
Engineering plan assessment for public domain works (min 2 hours) – per hour	$150.00	$0.00	$150.00
Application Fee for design approval to construct works on Council property (includes applications for Step 1 Vehicle Crossing Approval, Levels Certificate and Roadworks Permit) – per item	$190.40	$0.00	$190.40
Application Fee for approval to construct works on Council property – per application	$88.00	$0.00	$88.00
Inspections outside normal business hours (8.00am to 5.00pm) – per inspection	$330.00	$0.00	$330.00
Section 88G (Conveyancing Act) Certificates * – per item	$44.50	$0.00	$44.50
ROAD ACCESS PERMIT FEES			
Road, Footpath, Car Park Occupation			
Use of Council's property for charitable clothing bin (Annual Charge) – per item	$648.30	$0.00	$648.30
Heavy Plant Occupation (Mobile hoisting devices, including Crane, Concrete Boom Pump, Exvacator, Cherry Picker, etc) – per day or part there of	$410.00	$0.00	$410.00
Heavy Plant Occupation (Trucks, Line Pumps, etc) – per day or part there of	$205.00	$0.00	$205.00
Footpath Occupation/Road Occupancy/Car park occupation – application fee (partial closure) – per application	$78.95	$0.00	$78.95
Footpath Occupation/Road Occupancy/Car park occupation – rate – per m² per month or part thereof	$47.15	$0.00	$47.15
Footpath Occupation/Road Occupancy/Car park occupation – minimum monthly charge – per application	$458.70	$0.00	$458.70
Footpath Occupation/Road Occupancy/Car park occupation for a commercial special event – per street block per calendar day or part there of	$5,125.00	$0.00	$5,125.00
Use of Council's car park area for the purpose of providing short term community services such as blood bank, breast screening are exempt from fees subject to approval.			No Charge – Subject to approval
Temporary Road Closure Fees			
Application Fee for Temporary Road Closure (Full closure) – per application	$155.00	$0.00	$155.00
Temporary Road Closure (Full closure) – per approved application	$1,578.50	$0.00	$1,578.50
This charge includes advertising the proposal in accordance with the Roads Act 1993.			
Hire of barricades and trestles with light – per barricade per week	$55.35	$0.00	$55.35
plus delivery and collection – per item	$609.90	$0.00	$609.90
Temporary footpath crossing – Timber boards and strapping installed by applicant – per week	$94.30	$0.00	$94.30
Additional fee where Council employees carry out the full implementation of the closure – per day	$1,547.75	$0.00	$1,547.75
Additional fee where Council employees carry out the full implementation of the closure out of hours – per day	$1,937.25	$0.00	$1,937.25
Temporary closures for events deemed to have significant local or community benefit at the discretion of the Group Manager Roads Traffic and Stormwater – per item			Free

Name	Year 18/19 Fee (excl. GST)	GST	Fee (incl. GST)
Work Zones			
Work Zone Application Fee – per application	$158.90	$0.00	$158.90
Work Zone Installation Fee (including removal) plus – per approved application	$735.45	$0.00	$735.45
Rate for Residential Area – per metre per week	$26.65	$0.00	$26.65
Rate for Commercial Area – per metre per week	$45.60	$0.00	$45.60
Rate for Parking Meter Area – per metre per week	$83.05	$0.00	$83.05
Hoarding Fees			
Hoarding Application Fee (non-refundable) – per application	$451.00	$0.00	$451.00
Type A Hoarding – security deposit – per application	$1,742.50	$0.00	$1,742.50
Type B Hoarding – security deposit – per application	$10,455.00	$0.00	$10,455.00
Type C Hoarding – security deposit – per application	$850.75	$0.00	$850.75
Rate for Type A, B and C Hoardings – per m² per month or part thereof	$47.15	$0.00	$47.15
Type A Hoarding – minimum charge – per month or part thereof	$1,804.00	$0.00	$1,804.00
Type B Hoarding – minimum charge – per month or part thereof	$2,244.75	$0.00	$2,244.75
Type C Hoarding – minimum charge – per month or part thereof	$451.00	$0.00	$451.00
Application for the temporary occupation of the footpath to undertake maintenance and other works to a building – per application	$169.10	$0.00	$169.10
Skip Placement			
Annual Licence Fee – Skip providers – per application per year	$1,500.00	$0.00	$1,500.00
Pro-rata Licence Fee for new applicants in second half of financial year – per application (pro-rata)	$750.00	$0.00	$750.00
Rate for more than one week in an un-metered parking area – per application	Refer to Roads, Footpath, and Car Park Occupation fees		
Rate for more than three (3) days in a metered parking area – per application	Refer to Parking Meter fees		
Deposit Fee – Skip Provider (refundable) – per item	$3,177.50	$0.00	$3,177.50
Note: The Deposit Fee may be called up by Council to repair damage caused by the placing of Bin(s) by the applicant			
Cancellation of Approval by Council (See below for Impounding Fees) – per item	$1,927.00	$0.00	$1,927.00
Road Anchors in Road Reserve			
Installation of temporary shoring including ground anchors in the road reserve – Application fee – per application	$3,157.00	$0.00	$3,157.00
Installation of temporary shoring including ground anchors in the road reserve – Security deposit (refundable once anchors have been released) – per application	$25,625.00	$0.00	$25,625.00

Name	Year 18/19 Fee (excl. GST)	GST	Fee (incl. GST)
TRAFFIC AND PARKING FEES			
General Fees			
Parking restriction signage (LTC approved) – supply/ installation/ removal/ maintenance – per sign	$404.90	$0.00	$404.90
Pavement marking – per application			POA
Supply of Sign – per sign			POA
Concrete raised threshold with stencil (Minimum Charge 1 sqm) – per m²			POA
Supply of installation dates and data (application to waive penalties and/or traffic survey data information) – per request	$61.50	$6.15	$67.65
Line marking on either side of Driveways or remarking of existing lines (2 lines) – per driveway	$205.00	$0.00	$205.00
Car Share Parking Space Fees			
Car Share space application – per application	$138.82	$13.88	$152.70
Install/replace car share signposting supply and install signs (includes first years fee) – per sign	$326.14	$32.61	$358.75
Car share Annual Fee – per year or part there of	$61.50	$6.15	$67.65
Parking Meter Fees			
Relocation of parking meter – per application			POA
Parking Meter Fees Main Street Meters 8:00am – 10:00pm daily – Balmain/Rozelle/Leichhardt – per hour	$3.73	$0.37	$4.10
Parking Meter Fees Side Street Meters 8:00am – 6:00pm (1st 2 hours) – Balmain/Rozelle/Leichhardt – per hour	$3.73	$0.37	$4.10
Parking Meter Fees Side Street Meters 8.00am – 6:00pm (after 2 hours until 6:00pm) – Balmain/Rozelle/Leichhardt – per hour	$1.82	$0.18	$2.00
Parking Meter Fees Side Street Meters 6:00pm – 10:00pm – Balmain/Rozelle/Leichhardt – per hour	$3.73	$0.37	$4.10
Parking Meter Fees – On street – King St and Enmore Road – per item			Current charge for meter parking established by Sydney City Council for King Street
Suspension of parking metering (subject to approval) – application fee – per application	$153.75	$0.00	$153.75
Suspension of parking metering (subject to approval) – per day per parking bay	$57.40	$0.00	$57.40

Name	Year 18/19 Fee (excl. GST)	GST	Fee (incl. GST)
Resident Parking Permit Fees			
2nd Resident Parking Permit (Ashfield/Dobroyd Point/Haberfield/Summer Hill/Ashbury/Croydon/Hurlstone Park/Croydon Park) – per permit	$54.85	$0.00	$54.85
1st Resident Parking Permit – per permit			No Charge
2nd Resident Parking Permit (Leichhardt/Lilyfield/Rozelle/Annandale/Birchgrove/Balmain/Balmain East) – per permit			No Charge
Replacement of Lost Parking Permit (subject to submission of satisfactory evidence) – per permit	$35.00	$0.00	$35.00
Pensioner Parking Permit (Leichhardt/Lilyfield/Rozelle/Annandale/Birchgrove/Balmain/Balmain East) – per permit			No Charge
Resident Visitor Parking Permit (Leichhardt/Lilyfield/Rozelle/Annandale/Birchgrove/Balmain/Balmain East) – per permit			No Charge
Temporary Residential Parking Permit (2 weeks max) (Leichhardt/Lilyfield/Rozelle/Annandale/Birchgrove/Balmain/Balmain East) – per week			No Charge
2nd Resident Parking Permit (Marrickville/Camperdown/Petersham/Dulwich Hill/St Peters/Stanmore/Lewisham/Sydenham/Tempe) – per permit	$110.20	$0.00	$110.20
2nd Resident Parking Permit (Marrickville/Camperdown/Petersham/Dulwich Hill/St Peters/Stanmore/Lewisham/Sydenham/Tempe) – Pensioner Card/Health Care Card Holder – per permit	$54.85	$0.00	$54.85
Resident Visitor 'one day use' Parking Permit (Marrickville/Camperdown/Newtown/Petersham/Dulwich Hill/St Peters/Enmore/Stanmore/Lewisham/Sydenham/Tempe) – Max. 30 per year – per 10 permits	$25.65	$0.00	$25.65
Resident Visitor 'one day use' Parking Permit (Marrickville/Camperdown/Newtown/Petersham/Dulwich Hill/St Peters/Enmore/Stanmore/Lewisham/Sydenham/Tempe) – Max. 30 per year – for pensioners on full benefits – per 10 permits	$12.80	$0.00	$12.80
Business Parking Permit Fees			
1st Business Parking Permit (Leichhardt/Lilyfield/Rozelle/Annandale/Birchgrove/Balmain/Balmain East) – per permit			No Charge
2nd and subsequent Business Parking Permit (Leichhardt/Lilyfield/Rozelle/Annandale/Birchgrove/Balmain/Balmain East) – per permit	$112.75	$0.00	$112.75
Community and Essential Services Parking Permit (Leichhardt/Lilyfield/Rozelle/Annandale/Birchgrove/Balmain/Balmain East) – per permit			No Charge
Temporary Business Parking Permit (12 weeks max) (Leichhardt/Lilyfield/Rozelle/Annandale/Birchgrove/Balmain/Balmain East) – per week	$11.30	$0.00	$11.30
Business Parking Permit (Marrickville/Camperdown/Newtown/Petersham/Dulwich Hill/St Peters/Enmore/Stanmore/Lewisham/Sydenham/Tempe) – per permit	$248.55	$0.00	$248.55
Business Parking Permit (Marrickville/Camperdown/Newtown/Petersham/Dulwich Hill/St Peters/Enmore/Stanmore/Lewisham/Sydenham/Tempe) – Not for profit organisations – per permit	$125.55	$0.00	$125.55
Other Parking Permit Fees			
Care worker parking permit (City of Sydney) – per permit	Refer to City of Sydney Fees and Charges		
Resident's carer (personal carer) (Marrickville/Camperdown/Newtown/Petersham/Dulwich Hill/St Peters/Enmore/Stanmore/Lewisham/Sydenham/Tempe) – per permit			Free
Trade vehicle permit (Marrickville/Camperdown/Newtown/Petersham/Dulwich Hill/St Peters/Enmore/Stanmore/Lewisham/Sydenham/Tempe) – per permit	$68.70	$0.00	$68.70

Name	Year 18/19 Fee (excl. GST)	GST	Fee (incl. GST)
Car Park Fees			
Brown Street Car Park – per week	$35.41	$3.54	$38.95
Car park opening fee (out of hours opening fee Mon-Fri) – per application	$328.45	$32.85	$361.30
Car park opening fee (out of hours opening fee Sat-Sun) – per application	$384.36	$38.44	$422.80
Parking Meter Fees – Off-street parking (Lennox 8am-10pm) – per hour	$2.00	$0.20	$2.20
Parking Meter Fees – Off-street parking (Edgeware – 6pm-10pm) – per hour	$2.00	$0.20	$2.20
Frampton Ave car park business parking scheme (employees) – per permit per year	$617.32	$61.73	$679.05
Frampton Ave car park business parking scheme (employees) – per permit per quarter	$179.36	$17.94	$197.30
FILMING PERMIT FEES			
Filming Application Fees			
Filming Application Fee – Ultra low impact – per item			No Charge
Filming Application Fee – Low impact – per item	$150.00	$0.00	$150.00
Filming Application Fee – Medium impact – per item	$300.00	$0.00	$300.00
Filming Application Fee – High impact – per item	$500.00	$0.00	$500.00
Traffic Management Assessment Fees			
Administration fee – low assessment – per application	$150.00	$0.00	$150.00
Administration fee – medium assessment – per application	$300.00	$0.00	$300.00
Administration fee – high assessment – per application	per temporary road closure fees		
Filming Application – Other			
Additional Charges apply where:	Additional Charges apply where:		
(a) Application is submitted less than 5 days notification – per item	$217.80	$0.00	$217.80
(b) Application is submitted with 24 Hours notification – per item	$322.90	$0.00	$322.90
Filming within the Ashfield Aquatic Centre (half & full day), does not include exclusive use or exclusion of the general public – per item	$1,486.25	$0.00	$1,486.25
Filming within the Ashfield Aquatic Centre (lane hire 1/2 day), includes exclusive use and exclusion of the general public – per item	$2,962.25	$0.00	$2,962.25
Approval of Parking plans or unit based plans (For barricading up to a maximum of 6 Parking Spaces) in an unrestricted parking area (including for filming on private property) – per application	$150.00	$0.00	$150.00
Plus for barricading of parking spaces in restricted parking areas, refer to Road, Foothpath and Car Park Occupation Fees. Plus for barricading of parking spaces in metered parking areas, refer to Parking Meter Fees.			
Filming Application Revision (significant changes to timing and/or nature of filming activity) – per application	Additional 75% of Application Fees		
Zero Budget Student Productions – per item	Free		
Community based non-profit educational & community service organisations – per item	Free		
Major Revision of initial filming applications – per item	Additional 75% of applicable application fee		
Temporary Road & Footpath Closures – per item	Refer Road Closure – Temporary Fees		
Use of Council Constructed facilities – per item	Refer Town Halls Filming Fee		
Other Council services & other filming / photography (non-refundable) – in accordance with Local Government filming protocol – per item	Actual Cost plus GST		

Item 5

Name	Year 18/19 Fee (excl. GST)	GST	Fee (incl. GST)
WHITE WAY LIGHTING ALTERATIONS			
Security Deposit for adjustments by owner – per item	$792.05	$79.20	$871.25
Inspection Fee – includes 2 Inspections – per item	$174.73	$17.47	$192.20
Additional inspections (normal business hours 8.00am to 5.00pm) – per item	$80.14	$8.01	$88.15
Supply and install White way Light Fitting (wiring in new conduit to existing supply, gallery, sphere, 20W compact fluoro globe) – per item	$612.68	$61.27	$673.95
Adjustment and extensions by Council – per fitting			POA
White way lighting works carried out by Council – per item			POA – estimated cost plus 12%

Name	Year 18/19 Fee (excl. GST)	GST	Fee (incl. GST)

SUSTAINABILITY & ENVIRONMENT

RECYCLING & WASTE MANAGEMENT – Ashfield

Rateable properties

Domestic A (120L weekly waste + 240L fortnightly recycling)	$387.00	$0.00	$387.00
Domestic B (120L weekly or shared 240L weekly waste + 240L fortnightly recycling)	$387.00	$0.00	$387.00
Domestic C non strata (120L weekly or shared 240L weekly waste + 240L fortnightly recycling)	$387.00	$0.00	$387.00
Domestic D (240L weekly waste + 240L fortnightly recycling)	$774.00	$0.00	$774.00
Additional Garbage Bin (120L)	$387.00	$0.00	$387.00
Garden Organic Waste	$91.00	$0.00	$91.00
Trade Waste Service – A – 1 x 120L service	$602.00	$0.00	$602.00
Trade Waste Service – A – 1 x 240L service	$938.00	$0.00	$938.00
Trade Waste Service – A – 1 x 240L fortnightly recycling service	$207.00	$0.00	$207.00
Recycle B (240L fortnightly recycling – non-domestic where business waste is not provided by Council)	$229.00	$0.00	$229.00
Street Bin Waste (a street bin is provided nearby for customers use) where business waste is not provided by Council	$197.30	$0.00	$197.30
Street Bin Waste (a street bin is provided nearby for customers use) where business waste is not provided by Council. Half fee for non rateable properties. Properties which are non rateable due to being vacant are exempt from this charge.	$85.50 Half fee for non rateable properties Properties which are non-rateable due to being vacant are exempt from this charge		
Replacement of 120 Litre Bin	$45.10	$0.00	$45.10
Replacement of 240 Litre Bin	$51.25	$0.00	$51.25

Non Rateable Properties – Recycling & Waste Management

Trade Waste Service – A – 1 x 120L service	$602.00	$0.00	$602.00
Trade Waste Service – A – 1 x 240L service	$938.00	$0.00	$938.00
Trade Waste Service – A – 1 x 240L fortnightly recycling service	$207.00	$0.00	$207.00
Recycle B (240L fortnightly recycling – non-domestic where business waste is not provided by Council)	$229.00	$0.00	$229.00
Garden Organic Waste	$91.00	$0.00	$91.00

DOMESTIC WASTE SERVICE – Leichhardt

Provision of Domestic Waste Services

Council rebates 100% of the domestic waste management charge to pensioners who have continuously been ratepayers / residents of the Municipality of Leichhardt for ten years or longer

1 x 55 litre service	$428.00	$0.00	$428.00
1 x 80 litre service	$454.00	$0.00	$454.00
1 x 120 litre service	$526.00	$0.00	$526.00
2 x 55 litre service	$526.00	$0.00	$526.00
1 x 120 litre service (shared between 2) – fee per share	$428.00	$0.00	$428.00
1 x 240 litre service (shared between 2) – fee per share	$526.00	$0.00	$526.00
1 x 240 litre service (shared between 3) – fee per share	$454.00	$0.00	$454.00
1 x 240 litre service (shared between 4) – fee per share	$428.00	$0.00	$428.00
Vacant	$428.00	$0.00	$428.00
Boarding House Only – 1 x 240 litre service	$708.00	$0.00	$708.00

Name	Year 18/19 Fee (excl. GST)	GST	Fee (incl. GST)
TRADE WASTE – Leichhardt			
Provision of Trade Waste Service			
1 Bag	$14.00	$0.00	$14.00
1 x 55 litre service	$14.00	$0.00	$14.00
1 x 120 litre service	$19.00	$0.00	$19.00
1 x 240 litre service	$29.50	$0.00	$29.50
Provision of Trade Waste Service – Annual Fee			
This annual service is only available with the prior agreement of Council and where the number of bins collected is the same each week			
1 Bag	$692.90	$0.00	$692.90
1 x 55 litre service	$692.90	$0.00	$692.90
1 x 120 litre service	$959.40	$0.00	$959.40
1 x 240 litre service	$1,492.40	$0.00	$1,492.40
Mobile Garbage Bin Lease Fee – for Trade Waste			
1 x 120 litre service per month	$10.25	$0.00	$10.25
1 x 240 litre service per month	$11.30	$0.00	$11.30
1 x 120 litre service per annum	$119.95	$0.00	$119.95
1 x 240 litre service per annum	$132.25	$0.00	$132.25
Weekend Tip (Car, Trailer or Ute)			
General Rubbish – Full load	$54.55	$5.45	$60.00
General Rubbish – Half Load	$31.82	$3.18	$35.00
Pre-sorted Recyclables	$12.73	$1.27	$14.00
Garden Organics	$31.82	$3.18	$35.00
Pre-sorted Mixed Load – Garden Organics/Recyclables/General Rubbish	$38.18	$3.82	$42.00
Disposal of mattresses – Single	$29.55	$2.95	$32.50
Disposal of mattresses – Double	$29.55	$2.95	$32.50
Disposal of e-waste (television, computers and peripherals)			Free
WASTE CONTAINER REPLACEMENT FEES – Leichhardt			
1 x 55 litre bin	$28.70	$0.00	$28.70
1 x 80 litre mobile garbage bin	$42.05	$0.00	$42.05
1 x 120 litre mobile garbage bin	$45.10	$0.00	$45.10
1 x 240 litre mobile garbage bin	$51.25	$0.00	$51.25

Name	Year 18/19 Fee (excl. GST)	GST	Fee (incl. GST)
RECYCLE CONTAINER REPLACEMENT FEES – Leichhardt			
1 x 120 litre (blue or yellow lid) mobile garbage bin	$45.10	$0.00	$45.10
1 x 240 litre (blue or yellow lid) mobile garbage bin	$51.25	$0.00	$51.25
Replacement of BLACK Recycling Crate 55 Litre	$24.60	$0.00	$24.60
Replacement of BLUE Recycling Crate 55 Litre	$25.65	$0.00	$25.65
Bokashi Buckets 19 litre	$65.23	$6.52	$71.75
Bokashi Mix – 1 kg bag	$9.32	$0.93	$10.25
Degradable Dog Bags – Packet of 20			Free
Tags for additional domestic waste collection presented in 55 litre bin	$12.09	$1.21	$13.30
SPECIAL COLLECTIONS – Leichhardt			
Special Collections			P.O.A.
Minimum Charge	$139.00	$0.00	$139.00
Removal of Green Waste from Balmain Cove	$20.00	$0.00	$20.00
SPECIAL EVENTS – Leichhardt			
Provision of Waste & Recycling Services			
1 x 240 litre Waste Service	$26.82	$2.68	$29.50
1 x 240 litre Paper Recycling Service	$10.27	$1.03	$11.30
1 x 240 litre Commingled Containers Recycling Service	$13.05	$1.30	$14.35
Supply and delivery of bins (minimum 1 hour)	$104.82	$10.48	$115.30
RESOURCE RECOVERY SERVICES – Marrickville			
Waste Management Charges			
Domestic Waste Management (DWM) Service			
Charge under Section 496 for provision of domestic waste management service	$578.50	$0.00	$578.50
Domestic Waste Management Service to Non – Rateable Properties			
Residential Component of non-rateable properties	$578.50	$0.00	$578.50
Note: Council has determined that the residential component of non-rateable properties will be required to pay 50% of the cost of a DWM service in 2009/2010 and 100% from 2010/2011 onwards.			
Reduced Domestic Waste Management Service to Residential Flat Buildings			
Ratepayers in strata developments using a private waste contractor to provide garbage, recycling and green waste containerised services (instead of Council bin services) are entitled to a rebate on the full domestic waste charge, subject to the provision of annual waste and recycling data being provided to Council by strata. A portion of the domestic waste charge remains for access to booked clean up services, lane cleaning, education and programs, drop-off days etc.	$222.95	$0.00	$222.95
Other Waste Management Services			
Provision of additional full services to residential properties (Includes 140 Litre garbage bin)	$578.50	$0.00	$578.50
Provision of 140 Litre Garbage-Only Service (including non-rateable properties)	$328.00	$0.00	$328.00

Name	Year 18/19 Fee (excl. GST)	GST	Fee (incl. GST)
Non DWM Pickup			
140 Litre Garbage Bin	$325.45	$0.00	$325.45
240 Litre Recycling Bin	$325.45	$0.00	$325.45
140/240 Litre Green Waste Bin	$38.95	$0.00	$38.95
Waste Container			
Waste Container Approval Fee			
Less than one week			Free
Waste Container Impounding Fees			
Notice to Supplier or Owner or Hirer that the Container has been impounded	$58.95	$0.00	$58.95
Waste Removal			
Replacement Mobile Garbage Bins:			
140 litre Garbage Bin (Replacement)			
If replacement required through normal wear and tear			Free
If replacement required through normal wear and tear -Pensioner			Free
If replacement required through loss/damage/misuse/neglect	$48.20	$0.00	$48.20
If replacement required through loss/damage/misuse/neglect– Pensioner	$24.60	$0.00	$24.60
240 litre Garbage Bin (Replacement)			
If replacement required through normal wear and tear			Free
If replacement required through normal wear and tear -Pensioner			Free
If replacement required through loss/damage/misuse/neglect	$51.25	$0.00	$51.25
If replacement required through loss/damage/misuse/neglect– Pensioner	$25.65	$0.00	$25.65
660 litre Garbage Bin (Replacement) loss/damage/misuse/neglect	$474.05	$0.00	$474.05
Paid Clean Ups			
Minimum Charge (Maximum of 2 cubic metres)	$139.00	$0.00	$139.00
Per additional cubic metre	$38.00	$0.00	$38.00
Non compliance surcharge (e.g. not bundled, boxed or tied in accordance with Council requirements)	$38.00	$0.00	$38.00
Recycling			
Reduction in size of recycling bin – 240L to 140L			
Reduction in size of recycling bin – 240L to 140L with medical evidence			Free
Reduction in size of recycling bin – 240L to 140L with medical evidence – Pensioner			Free
Reduction in size of recycling bin – 240L to 140L without medical evidence	$48.20	$0.00	$48.20
Reduction in size of recycling bin – 240L to 140L without medical evidence – Pensioner	$24.60	$0.00	$24.60

Name	Year 18/19 Fee (excl. GST)	GST	Fee (incl. GST)
Green waste			
140 litre Recycling and Green Waste			
First bin issued to property			Free
First bin issued to property – Pensioner			Free
If replacement required through normal wear and tear			Free
If replacement required through normal wear and tear -Pensioner			Free
If replacement required through loss/damage/misuse/neglect	$48.20	$0.00	$48.20
If replacement required through loss/damage/misuse/neglect– Pensioner	$24.60	$0.00	$24.60
240 litre Recycling and Green Waste			
First bin issued to property			Free
First bin issued to property – Pensioner			Free
If replacement required through normal wear and tear			Free
If replacement required through normal wear and tear -Pensioner			Free
If replacement required through loss/damage/misuse/neglect	$51.25	$0.00	$51.25
If replacement required through loss/damage/misuse/neglect– Pensioner	$25.65	$0.00	$25.65
Bin Charges for Special Events			
Per Garbage Bin	$33.09	$3.31	$36.40
Per Recycling Bin	$33.09	$3.31	$36.40
Refund for each clean recycling bin (<1% contamination)	$14.00	$1.40	$15.40
Bin Charge for Special Service			
Per Recycling Bin to empty as garbage due to contamination	$30.77	$3.08	$33.85
COMMUNITY NURSERY			
Plant Prices – General Sales			
50mm tube	$3.00	$0.30	$3.30
140mm pot	$14.00	$1.40	$15.40
200mm pot	$50.00	$5.00	$55.00
Plant Prices – Pensioner Card/Commonwealth Health Card Holder			
50mm tube	$2.73	$0.27	$3.00
140mm pot	$6.45	$0.65	$7.10
200mm pot	$25.00	$2.50	$27.50
Plant Prices – Not for Profit Organisation Sales			
50mm tube	$2.73	$0.27	$3.00
140mm pot	$6.45	$0.65	$7.10
200mm pot	$25.00	$2.50	$27.50

Name	Year 18/19 Fee (excl. GST)	GST	Fee (incl. GST)
Hire of Facility			
Whole day (8 hours)	$138.64	$13.86	$152.50
Half day (4 hours)	$69.23	$6.92	$76.15
Seed Collection			
Rate / hour	$48.18	$4.82	$53.00
Environmental Incident Training Package			
Fee	$1,779.77	$177.98	$1,957.75
ENVIRONMENTAL MERCHANDISE			
Wormfarm	$67.09	$6.71	$73.80
Composting worms	$31.68	$3.17	$34.85
Compost Bin	$45.18	$4.52	$49.70
Compost Tool	$36.32	$3.63	$39.95
Bokashi Buckets	$65.23	$6.52	$71.75
Bokashi Mix (4 litres)	$9.32	$0.93	$10.25
Bokashi Pet Mix	$67.09	$6.71	$73.80
Mail Box Stickers			Free
Safer Cleaning and Better Living Tips Book	$9.77	$0.98	$10.75
Bike-it! Sydney 2 Book	$24.23	$2.42	$26.65
The Chemical Maze Book	$12.59	$1.26	$13.85
Seeds	$2.41	$0.24	$2.65
Companion Planting Guide Poster	$9.77	$0.98	$10.75
Sow What When Poster	$9.77	$0.98	$10.75
Doggie bags (pack 10)			Free
Lo-Line Cockroach Traps (10-pack)	$19.09	$1.91	$21.00
Lo-Line Cockroach Traps (single trap)	$2.05	$0.20	$2.25
Sand Shower Timer			Free
Natural Cleaning Kit	$33.55	$3.35	$36.90
Bicarb Soda – 500ml	$4.86	$0.49	$5.35
Borax – 500ml	$4.86	$0.49	$5.35
Washing Soda – 500ml	$4.86	$0.49	$5.35
Castille Soap	$6.73	$0.67	$7.40
Eucalyptus Oil	$6.73	$0.67	$7.40
Salt	$4.86	$0.49	$5.35
Spray bottles	$3.00	$0.30	$3.30
Microfiber Cloths	$3.91	$0.39	$4.30
Vinegar Spray bottle	$3.91	$0.39	$4.30
Washing Soda	$4.86	$0.49	$5.35
Soapnuts trail mini bag	$1.50	$0.15	$1.65
Soapnuts 100g bag	$4.86	$0.49	$5.35
Soapnuts 200g bag	$7.64	$0.76	$8.40

continued on next page ..

Name	Year 18/19 Fee (excl. GST)	GST	Fee (incl. GST)
ENVIRONMENTAL MERCHANDISE [continued]			
LED light Globes	$32.14	$3.21	$35.35
BB Selecta Flush Cistern Weight	$9.77	$0.98	$10.75
Fruity sack (1 produce bag)	$2.41	$0.24	$2.65
Fruity sack (3 produce bag)	$6.32	$0.63	$6.95
Eco-Switch	$15.36	$1.54	$16.90
Siroflex tap aerators	$13.50	$1.35	$14.85
Bike Reflectors wheel	$19.09	$1.91	$21.00
Bike Reflectors rear/wrap around	$9.14	$0.91	$10.05
Urban Sustainability Workshop – Corporate Rate	$493.86	$49.39	$543.25
Urban Sustainability Workshop – Community Rate	$328.45	$32.85	$361.30
Bike Library Membership (Marrickville & City of City residents)	$9.77	$0.98	$10.75
Bike Library Membership (Marrickville & City of City non-residents)	$19.09	$1.91	$21.00
Bike Library Loan Fee – 3 hours			Free
Bike Library Loan Fee – day rate	$9.77	$0.98	$10.75
Bike Library Loan Fee – weekend rate	$19.09	$1.91	$21.00
Bike Library Late Return Fee	$48.00	$4.80	$52.80
Bike Library Loan Security Deposit (refundable)	$256.25	$0.00	$256.25

Name	Year 18/19 Fee (excl. GST)	GST	Fee (incl. GST)

TREES, PARKS & SPORTSFIELDS

PARKS & PLAYING FIELDS – Ashfield

Winter & Summer Season – Saturdays & Public Holidays

Parks & Playing Fields – A – Seasonal Hire Conditions

Winter season commences on the first full weekend of April and finishes on the last weekend of August.

Summer season commences on the first full weekend of September and finishes on last weekend of March. Seasonal hires may be required to pay a bond each season (at the sole discretion of Council)

15 or more hire events needed to qualify for seasonal rate (per booking). Payment of all fees and charges for seasonal hire will be invoiced at the commencement of the season. Seasonal hire is inclusive of wet weather. Full payment must be made within 14 days of the invoice date. Hire of sporting grounds will be subject to availability. Commercial users are charged double the fees.

Algie Park, Ashfield Park, Centenary Sportsfield East, Centenary Sportsfield West, Hammond Park	$2,022.05	$202.20	$2,224.25
Algie Park "Mini" Field, Centenary Sportsfield "Mini" Field	$1,015.68	$101.57	$1,117.25
Refundable Bond (Optional)	$500.00	$0.00	$500.00

Winter & Summer Season – Sundays Only

Algie Park, Ashfield Park, Centenary Sportsfield East, Centenary Sportsfield West, Hammond Park	$2,105.91	$210.59	$2,316.50
Algie Park "Mini" Field, Centenary Sportsfield "Mini" Field	$1,052.95	$105.30	$1,158.25
Refundable Bond (Optional)	$500.00	$0.00	$500.00

Summer Season – Saturdays & Public Holidays

Yeo Park, DJ Gardens	$2,022.05	$202.20	$2,224.25
Refundable Bond (Optional)	$500.00	$0.00	$500.00

Summer Season – Sundays Only

Yeo Park, DJ Gardens	$2,105.91	$210.59	$2,316.50
Refundable Bond (Optional)	$500.00	$0.00	$500.00

Casual Hire of Sporting Fields – Sundays & Public Holidays

Parks & Playing Fields – A – Casual Hire Conditions

50% of the above fees will be charged for less than four hours. All casual hire bookings are to be paid in full in advance of the event/ use of the facilities. Casual hirers may be required to pay a bond each booking (at the sole discretion of Council). Commercial users are charged double the fee.

Algie Park, Ashfield Park, Centenary Sportsfield East, Centenary Sportsfield West, Yeo Park, DJ Gardens (per day)	$810.68	$81.07	$891.75
Algie Park "Mini" Field, Centenary Sportsfield "Mini" Field (per day)	$405.32	$40.53	$445.85
Use of 3 phase power in park (per day) (not available in all parks)	$111.82	$11.18	$123.00
Refundable Bond (Optional)	$500.00	$0.00	$500.00

Name	Year 18/19 Fee (excl. GST)	GST	Fee (incl. GST)
Casual Hire of Sporting Fields – Monday – Saturday			
Algie Park, Ashfield Park, Centenary Sportsfield East, Centenary Sportsfield West, Yeo Park, DJ Gardens, Hammond Park (per day)	$647.64	$64.76	$712.40
Algie Park "Mini" Field, Centenary Sportsfield "Mini" Field (per day)	$323.82	$32.38	$356.20
Use of 3 phase power in park (per day)	$111.82	$11.18	$123.00
Refundable Bond (Optional)	$500.00	$0.00	$500.00
Canteen Charge per Season			
Algie Park, Centenary Sportsfield	$1,015.68	$101.57	$1,117.25
Refundable Bond (Optional)	$500.00	$0.00	$500.00
Training – Playing Fields – Additional to Seasonal Hire (former Ashfield Council only)			
This fee is payable by Seasonal Hirers in addition to seasonal hire fees. All other Seasonal Hire and Casual Hire conditions apply.			
All fields per hour without floodlighting	$48.00	$4.80	$52.80
Per hour per field with floodlighting	$97.82	$9.78	$107.60
Per hour per field with floodlighting to all organisations that can demonstrate 70% membership inside the Council area (conditions apply) Min 10 bookings	$64.32	$6.43	$70.75
Administration fee for less than 10 uses (charged per booking)	$72.68	$7.27	$79.95
Refundable Bond (Optional)	$500.00	$0.00	$500.00
Netball Courts (located within former Ashfield Municipality)			
All Seasonal Hire and Casual Hire conditions apply. Commercial users are charged double the fee.			
Single court use per day	$146.77	$14.68	$161.45
Per court per Season without Floodlighting	$307.50	$30.75	$338.25
Per court per season with floodlighting	$519.50	$51.95	$571.45
Refundable Bond (Optional)	$500.00	$0.00	$500.00
Local Schools (located within former Ashfield Municipality) – Monday to Friday Only			
The school discount rates apply only to schools within the former Ashfield Council area as at the 12 May 2016. For all schools outside the former Ashfield Council area the normal hire rate will apply. For school use on Saturdays, Sundays, Public Holidays or night training the normal hire rate will apply. All Seasonal Hire and Casual Hire conditions apply.			
Day time use of Playing Field, Cricket Pitch or Netball Court (excluding Pratten Park)			No Charge
Day time use of PRATTEN PARK Playing Field or Cricket Pitch (per day or park)	$163.09	$16.31	$179.40
Day time use of PRATTEN PARK Playing Field or Cricket Pitch Per Season	$959.77	$95.98	$1,055.75
Athletic Carnivals at Pratten Park (line marking only) PLUS ADDITIONAL hire/usage fee as above (per event)	$146.77	$14.68	$161.45
Refundable Bond (Optional)	$500.00	$0.00	$500.00

Name	Year 18/19 Fee (excl. GST)	GST	Fee (incl. GST)

SPORTING GROUNDS & PARKS – Leichhardt

Winter Season – Former Leichhardt Council Area per field (with lights)

Winter season commences on the first full weekend of April and finishes on the last weekend of August. Seasonal hirers may be required to pay a bond each season (at the sole discretion of Council).

15 or more hire events are needed to qualify for seasonal rate (per booking). Payment of all fees and charges for seasonal hire will be invoiced at the commencement of the season. Seasonal hire is inclusive of wet weather. Full payment must be made within 14 days of the invoice date. Hire of sporting grounds will be subject to availability. Commercial users are charged double the fee. Maximum hours of use for training 350 hours per ground per season. (Additional training hours may incur additional fees and charges.) Maximum charge for training and games $8,800 per ground per season (within hours).

< 40 hours	$568.41	$56.84	$625.25
41 – 60 hours	$1,556.14	$155.61	$1,711.75
61 – 80 hours	$2,110.59	$211.06	$2,321.65
81 – 100 hours	$2,636.09	$263.61	$2,899.70
101 – 150 hours	$3,690.00	$369.00	$4,059.00
151 – 200 hours	$4,742.95	$474.30	$5,217.25
201+ hours	$5,274.09	$527.41	$5,801.50
Refundable Bond (Optional)	$500.00	$0.00	$500.00

Winter Season – Former Leichhardt Council Area per field (no lights)

Winter Casual Booking (no lights) (min 4 hour hire)	$48.00	$4.80	$52.80
< 10 hours	$160.73	$16.07	$176.80
11 -20 hours	$528.82	$52.88	$581.70
21– 40 hours	$845.64	$84.56	$930.20
41 – 60 hours	$1,267.27	$126.73	$1,394.00
61 – 80 hours	$1,584.09	$158.41	$1,742.50
81 – 100 hours	$2,110.59	$211.06	$2,321.65
101 – 150 hours	$2,636.09	$263.61	$2,899.70
151 – 200 hours	$3,168.18	$316.82	$3,485.00
201+ hours	$3,690.00	$369.00	$4,059.00
Refundable Bond (Optional)	$500.00	$0.00	$500.00

Name	Year 18/19 Fee (excl. GST)	GST	Fee (incl. GST)

Summer Season – Birchgrove Oval (turf wicket)

Summer season commences on the first full weekend of September and finishes on last weekend of March. Seasonal hirers may be required to pay a bond each season (at the sole discretion of Council)

15 or more hire events needed to qualify for seasonal rate (per booking). Payment of all fees and charges for seasonal hire will be invoiced at the commencement of the season. Seasonal hire is inclusive of wet weather. Full payment must be made within 14 days of the invoice date. Hire of sporting grounds will be subject to availability. Maximum charge for training and games $8,300 per ground per season (within hours).

Casual Hire: all casual hire bookings are to be paid in full in advance of the event/ use of facilities. Casual hirers may be required to pay a bond for each booking (at the sole discretion of Council).

Cricket Nets (per net/per hour)	$8.77	$0.88	$9.65
Seasonal Rate (per hour)	$27.00	$2.70	$29.70
Casual Rate (per hour, minimum 5 hour hire)	$79.68	$7.97	$87.65
Corporate Rate (per hour, minimum 4 hours hire)	$212.00	$21.20	$233.20
Refundable Bond (Optional)	$500.00	$0.00	$500.00

Summer Season – All other sporting grounds – Former Leichhardt Council Area per field

Seasonal Rate (per hour)	$21.41	$2.14	$23.55
Casual Rate (per hour, min 4 hour hire)	$42.41	$4.24	$46.65
Corporate Rate (per hour)	$61.50	$6.15	$67.65
Refundable Bond (Optional)	$500.00	$0.00	$500.00

Sporting Clubs – Storage – Former Leichhardt Council Area

All fees are to be paid in full in advance of the event/ use of facilities.

Caged or locked storage (in existing Council building) (Per season)	$1,174.09	$117.41	$1,291.50
Storage Container (located on Council land)Storage containers must be supplied by the sporting organisation, not Council. Storage containers their design and placement are conditional to Council approval.(Per season)	$489.18	$48.92	$538.10
Refundable Bond (Optional)	$500.00	$0.00	$500.00

Canteen – Former Leichhardt Council area

All fees are to be paid in full in advance of the event/use of facilities

Canteen refundable bond – required to be paid for each season	$666.25	$0.00	$666.25

Line marking – Former Leichhardt Council Area

All fees are to be paid in full in advance of the event/use of facilities

Line marking of field – Athletics or other types of line marking (per event)	$326.14	$32.61	$358.75

Name	Year 18/19 Fee (excl. GST)	GST	Fee (incl. GST)

School Use of Sporting Grounds & Parks – Former Leichhardt Council Schools Only

The below discount rates apply only to schools within the former Leichhardt Council area as at the 12 May 2016. For all schools outside the former Leichhardt Council area the normal hire rate apply. Schools are required to complete and submit an application for hire. Revisions due to wet weather and ground closure by Council will be at no charge. All fees are to be paid in full in advance of the event/use of facilities.

Revision charge (up to 2 requests)			No Charge
Athletics Carnivals (Available at King George Park and Birchgrove Park)-includes power (per event)	$293.50	$29.35	$322.85
Request for use of turf cricket wicket (per day)	$244.59	$24.46	$269.05

Tennis Court Fees – Leichhardt

Punch Park – Wortley Street Balmain

Permanent bookings

Mon – Fri 8.00am – 9.00pm (per hour)	$13.18	$1.32	$14.50
Saturday Sunday 9.00am – 8.30pm and Public Holidays (times as specified above depending on which day the public holiday falls) (per hour)	$15.91	$1.59	$17.50

Casuals

Mon – Fri 8.00am – 9.00pm (per hour)	$15.91	$1.59	$17.50
Saturday Sunday 9.00am – 8.30pm and Public Holidays (times as specified above depending on which day the public holiday falls) (per hour)	$19.55	$1.95	$21.50

Cohen Park – Annandale

Coaching (at any time) (per hour)	$13.18	$1.32	$14.50

SPORTSGROUND HIRE – Marrickville

Aussie Rules, Baseball, Rugby League, Rugby Union, Soccer, Touch Football/Oz Tag, Ultimate Frisbee

Winter season commences on the first full weekend of April and finishes on the last weekend of August. Summer season commences on the first full weekend of September and finishes on last weekend of March. Seasonal hirers may be required to pay a bond each season (at the sole discretion of Council).

15 or more hire events needed to qualify for seasonal rate (per booking). Payment of all fees and charges for seasonal hire will be invoiced at the commencement of the season. Seasonal hire is inclusive of wet weather. Full payment must be made within 14 days of the invoice date. Hire of sporting grounds will be subject to availability. Commercial users are charged double the fees.

Casual Hire: all casual hire bookings are to be paid in full in advance of the event/ use of facilities. Casual hirers may be required to pay a bond for each booking (at the sole discretion of Council).

Level 1 Sports Field – Henson Park

Match play – Professional (per day)	$4,444.77	$444.48	$4,889.25
Match play – Community / Semi-professional (per day)	$1,332.50	$133.25	$1,465.75
Seasonal Weekday Hire (per hour)	$139.77	$13.98	$153.75
Casual Hire (per hour)	$216.64	$21.66	$238.30
Refundable Bond (Optional)	$500.00	$0.00	$500.00

Name	Year 18/19 Fee (excl. GST)	GST	Fee (incl. GST)
Level 2 Sports Field – Arlington Reserve			
Match play – Professional (per day)	$2,963.18	$296.32	$3,259.50
Match play – Community / Semi-professional (per day)	$1,183.41	$118.34	$1,301.75
Seasonal Weekday Hire (per hour)	$107.18	$10.72	$117.90
Casual Hire (per hour)	$207.32	$20.73	$228.05
Refundable Bond (Optional)	$500.00	$0.00	$500.00
Level 3 Sports Field – Camperdown, Camdenville, Marrickville, Steel, Mackey, Tempe, Petersham, HJ Mahoney 1/2 field (full field is *2)			
Seasonal Weekend Hire (per field per season)	$2,105.91	$210.59	$2,316.50
Seasonal Weekday Hire (per field per hour)	$29.82	$2.98	$32.80
Casual Hire (per field per hour)	$53.59	$5.36	$58.95
Refundable Bond (Optional)	$500.00	$0.00	$500.00
Cricket – Summer only			
Level 1 Cricket Ovals – turf wickets at Camperdown, Marrickville & Petersham Parks			
Seasonal Weekend Hire (per field per season)	$6,187.27	$618.73	$6,806.00
Seasonal Weekday Hire (per field per hour)			Not Applicable
Casual Hire (per day)	$817.68	$81.77	$899.45
School use weekdays per day or part	$116.50	$11.65	$128.15
Refundable Bond (Optional)	$500.00	$0.00	$500.00
Level 2 Cricket Ovals – synthetic wicket at Steel, Mackey and Tempe			
Seasonal Weekend Hire (per field per season)	$2,105.91	$210.59	$2,316.50
Seasonal Weekday Hire (per field per hour)	$29.82	$2.98	$32.80
Casual Hire (per hour)	$53.59	$5.36	$58.95
Refundable Bond (Optional)	$500.00	$0.00	$500.00

Winter season commences on the first full weekend of April and finishes on the last weekend of August. Summer season commences on the first full weekend of September and finishes on last weekend of March. Seasonal hirers may be required to pay a bond each season (at the sole discretion of Council).

15 or more hire events needed to qualify for seasonal rate (per booking). Payment of all fees and charges for seasonal hire will be invoiced at the commencement of the season. Seasonal hire is inclusive of wet weather. Full payment must be made within 14 days of the invoice date. Hire of sporting grounds will be subject to availability. Commercial users are charged double the fees.

Casual Hire: all casual hire bookings are to be paid in full in advance of the event/ use of facilities. Casual hirers may be required to pay a bond for each booking (at the sole discretion of Council).

Name	Year 18/19 Fee (excl. GST)	GST	Fee (incl. GST)
Sports Ground Lighting			
Arington – 100 lux $/hr	$4.09	$0.41	$4.50
Arington – 200 lux $/hr	$5.41	$0.54	$5.95
Camdenville Oval $/hr	$4.09	$0.41	$4.50
Camperdown Park Oval – 50 lux $/hr	$2.82	$0.28	$3.10
Camperdown Park Oval – 100 lux $/hr	$4.09	$0.41	$4.50
Henson Park – 100 lux $/hr	$4.68	$0.47	$5.15
Henson Park – 200 lux $/hr	$9.14	$0.91	$10.05
Henson Park – 300 lux $/hr	$13.50	$1.35	$14.85
HJ Mahoney Reserve $/hr	$14.91	$1.49	$16.40
HJ Mahoney Reserve – half field $/hr	$7.45	$0.75	$8.20
Mackey Park – per field $/hr	$2.41	$0.24	$2.65
Marrickville Park $/hr	$2.82	$0.28	$3.10
Petersham Park $/hr	$3.73	$0.37	$4.10
Steel Park – per field $/hr	$3.73	$0.37	$4.10
Tempe Reserve – per field $/hr	$2.05	$0.20	$2.25
Line marking – Former Marrickville Council Area			
All fees are to be paid in full in advance of the event/use of facilities			
Line marking of field – Athletics or other types of line marking (per event)	$326.14	$32.61	$358.75
Line marking – additional line marking request			At cost

PARKS & RESERVE HIRE

The discount rates apply only to schools within the former Marrickville Council area at the 12 May 2016. For all schools outside the former Marrickville Council area, the normal hire rates apply. The hire of parks and reserves during school hours of 8.30am to 3.30pm are exempt from hire fees; however schools are required to complete and submit an application for hire. Parks and Reserve bookings outside these hours are subject to standard fees and charges including school use of turf wickets as a separate fee.

School Use	No Charge

Parks & Events – IWC (combined)

Casual Booking (less than 30 people)

Does not apply to use of sporting grounds at Arlington Reserve, Henson Park, Birchgrove Oval, Camperdown Park, Leichhardt Oval, Marrickville Park, Pratten Park and Petersham Oval. Does not apply to use of turf wickets or use of sports grounds under lights.

Casual use of the park – less than 30 people	No Charge

Name	Year 18/19 Fee (excl. GST)	GST	Fee (incl. GST)

Casual Booking (30 to 120 people)

Written approval must be obtained from the Council. Council costs will apply where Council incurs additional costs to (1) provide a requested service; or (2) is required to clean up rubbish from a sports field or change/ amenity building; or (3) repair unreasonable damage after use. Fees will be on a cost recovery basis. The bond will be refunded to the individual or organisation who has made the bond payment only. Bond may be withheld if terms and conditions or park hire are not adhere to. The amount listed in the fees and charges is a minimum bond only. The Group Manager Trees, Parks & Sportsfields may increase the bond amount if the use is deemed to be a higher risk activity. Local not for profit organisations must meet and prove status to be eligible for free rate. Local residency is proven by presentation of rates notice, drivers licence, utilities bill, etc. Does not apply to use of sports ground by sporting organisations. Does not apply to use of sporting grounds at Arlington Reserve, Camperdown Park, Henson Park, Birchgrove Oval, Leichhardt Oval, Marrickville Park, Pratten Park and Petersham Oval. No one venue shall be used free more than 12 times per year by local not for profit organisations and/or individual residents. free use of sports ground to be considered only after seasonal sporting club and school use has been determined. Council may approve alternative date or venue, subject to booking, ground condition and proposed use.

Use of parks and sports grounds by LOCAL not-for-profit organisations (where those organisations are not sporting clubs) and individual IWC residents – up to 120 people. Excludes weddings. SUBJECT TO COUNCIL APPROVAL	$87.10 per hour (inclusive of GST), first two hours thereafter $170.00 max 4 hours.		
Refundable Key Deposit (if needed) (per key)	$150.00	$0.00	$150.00
Refundable Bond (Optional)	$500.00	$0.00	$500.00

Weddings (up to 120 people)

Written approval must be obtained from the Council. All bookings are to be paid in full in advance of the event/use of facilities. Council costs will apply where Council incurs additional costs to (1) provide a requested service; or (2) is required to clean up rubbish from a sports field or change/ amenity building; or (3) repair unreasonable damage after use. Fees will be on a cost recovery basis. Council will provide a quotation for cost if a proposed used of a park or sports ground will incur additional costs and this is known in advance. Payment in full in all costs is required prior to the event date. The bond will be refunded to the individual or organisation who has made the bond payment only. Bond may be withheld if terms and conditions or park hire are not adhere to. The amount listed in the fees and charges is a minimum bond only. The Group Manager Trees, Parks & Sportsfields may increase the bond amount if the use is deemed to be a higher risk activity. All cancellations of the hire incur an administration fee ($60) plus any additional costs incurred by the council as result of the hire. Cancellation less than (7days) prior to date – no refund. After hours call out fee applies where council is required to attend the parks or reserves for hire to assist the hirer with items such as access. Fees will be on a cost recovery basis. A minimum of 4 hours of staff overtime will be payable.

Weddings. Up to 120 people.3 hour maximum hire. For wedding ceremonies only. No wedding receptions. SUBJECT TO COUNCIL APPROVAL	$232.95	$23.30	$256.25
Refundable Key Deposit (if needed) (per key)	$150.00	$0.00	$150.00
Refundable Bond (Optional)	$500.00	$0.00	$500.00

Name	Year 18/19 Fee (excl. GST)	GST	Fee (incl. GST)

Minor Event (30 – 120 people)

Written approval must be obtained from the Council. All bookings are to be paid in full in advance of the event/use of facilities. All fees quoted are a flat fee per day. Council costs will apply where Council incurs additional costs to (1) provide a requested service; or (2) is required to clean up rubbish from a sports field or change/ amenity building; or (3) repair unreasonable damage after use. Fees will be on a cost recovery basis. Council will provide a quotation for cost if a proposed used of a park or sports ground will incur additional costs and this is known in advance. Payment in full in all costs is required prior to the event date. The bond will be refunded to the individual or organisation who has made the bond payment only. Bond may be withheld if terms and conditions or park hire are not adhere to. The amount listed in the fees and charges is a minimum bond only. The Group Manager Trees, Parks & Sportsfields may increase the bond amount if the use is deemed to be a higher risk activity. All cancellations of the hire incur an administration fee ($60) plus any additional costs incur by the council as result of the hire. Cancellation less than (7days) prior to date – no refund. After hours call out fee applies where council is required to attend the parks or reserves for hire to assist the hirer with items such as access. Fees will be on a cost recovery basis. A minimum of 4 hours of staff overtime will be payable.

Use of parks and sports grounds for minor event 30 to 120 people (per day). SUBJECT TO COUNCIL APPROVAL	$232.95	$23.30	$256.25
Refundable Key Deposit (if needed) (per key)	$150.00	$0.00	$150.00
Refundable Bond (Optional)	$500.00	$0.00	$500.00

Major Event (over 120 people)

Written approval must be obtained from the Council. A S68 application or DA may be required. Council requires a minimum of 28 days notice to review and assess this event. All bookings are to be paid in full in advance of the event/use of facilities. All fees quoted are a flat fee per day. Council costs will apply where council incurs additional costs to (1) provide a requested service; or (2) is required to clean up rubbish from a sports field or change/ amenity building; or (3) repair unreasonable damage after use. Fees will be on a cost recovery basis. Council will provide a quotation for cost if a proposed used of a park or sports ground will incur additional costs and this is known in advance. Payment in full in all costs is required prior to the event date. The bond will be refunded to the individual or organisation who has made the bond payment only. Bond may be withheld if terms and conditions or park hire are not adhered to. The amount listed in the fees and charges is a minimum bond only. The Group Manager Trees, Parks & Sportsfields may increase the bond amount if the use is deemed to be a higher risk activity. All cancellations of the hire incur an administration fee ($500) plus any additional costs incur by the council as result of the hire. Cancellation less than (14 days) prior to date – no refund. After hours call out fee applies where council is required to attend the parks or reserves for hire to assist the hirer with items such as access. Fees will be on a cost recovery basis. A minimum of 4 hours of staff overtime will be payable. Public liability insurance required (minimum $20,000,000)

Use of parks and sports grounds for major event over 120 people (per day). SUBJECT TO COUNCIL APPROVAL	$2,143.18	$214.32	$2,357.50
Use of parks and sports grounds for major event over 120 people. – Use by local pensioner card/healthcare card holder/LOCAL not for profit community based organisations (per day). SUBJECT TO COUNCIL APPROVAL.	$1,071.59	$107.16	$1,178.75
Use of parks and sports grounds for major event over 120 people. – Use by NON LOCAL / Not for profit community based organisations (per day). SUBJECT TO COUNCIL APPROVAL.	$1,500.23	$150.02	$1,650.25
Undertake community notification as required by Group Manager Trees, Parks & Sportsfields. Per residential dwelling or property owner to be notified (number advised on an event basis)	$1.86	$0.19	$2.05
Refundable Key Deposit (if needed) (per key)	$1,500.00	$0.00	$1,500.00
Refundable Bond (all events)	$2,000.00	$0.00	$2,000.00

Additional event charges (all events)

Also refer bin charges for special events in waste services section.

Entertainment Devices – (e.g. Jumping Castle, PA System, petting zoo) (per item per day). SUBJECT TO COUNCIL APPROVAL	$116.50	$11.65	$128.15
Access to power per day or part (thereof).	$109.00	$10.90	$119.90

Name	Year 18/19 Fee (excl. GST)	GST	Fee (incl. GST)
Commercial Fitness Trainers			
Written approval must be obtained from council. Approval will only be granted in designated areas. Groups of over 18 participants will not be permitted. A maximum of 15 sessions (hours) per week per location. Public Liability Insurance is required ($20,000,000).			
1 to 9 participants per annum per location per trainer	$465.91	$46.59	$512.50
10 to 18 participants per annum per location per trainer	$931.82	$93.18	$1,025.00
Park & Foreshore Management – IWC (Combined)			
Dinghy rack annual fee			
Application Fee (per application)	$31.68	$3.17	$34.85
Residents / Ratepayers (per year)	$85.27	$8.53	$93.80
Non – Residents / Ratepayers (per year)	$125.82	$12.58	$138.40
Other Watercraft (e.g. Kayak) – Residents / Ratepayers (per year)	$85.27	$8.53	$93.80
Other Watercraft (e.g. Kayak) – Non – Residents / Ratepayers (per year)	$125.82	$12.58	$138.40
Replacement / Lost Sticker	$22.36	$2.24	$24.60
Removal of public furniture (including cost of restoring original site)			
Seat	$365.73	$36.57	$402.30
Bin	$365.73	$36.57	$402.30
Bus Shelter	$4,286.36	$428.64	$4,715.00
JC Decaux phone booth	$1,845.00	$184.50	$2,029.50
Relocation of public furniture			
Includes the cost of restoring original site & installation at an alternative position.			
Seat	$552.09	$55.21	$607.30
Bin	$552.09	$55.21	$607.30
Bus Shelter (includes relocation of communication & electricity connections)	$9,830.68	$983.07	$10,813.75
JC Decaux phone booth (includes capping off of communication & electricity)	$4,323.64	$432.36	$4,756.00
Park Key Deposit	$100.00	$0.00	$100.00
Use of park to access private property for building/landscaping works and deliveries			
The amount listed in the fees and charges is a minimum bond only. The Group Manager Trees, Parks & Sportsfields may increase the bond amount if the use is deemed to be a higher risk activity.			
Bond (refundable) – minimum bond	$7,500.00	$0.00	$7,500.00
Restoration fee (landscape & turf areas) per m^2	$151.20	$0.00	$151.20
Inspection fee (per inspection)	$494.55	$0.00	$494.55
Bond to access park for one calendar day for deliveries or to carry out investigations for utilities	$1,600.00	$0.00	$1,600.00

Name	Year 18/19 Fee (excl. GST)	GST	Fee (incl. GST)
TREE MANAGEMENT – IWC (combined)			
Tree Permit & DA Application			
Application to prune or remove trees (includes administration fee) – up to 3 trees on the same lot	$225.50	$0.00	$225.50
Application to prune or remove trees – each additional tree (per tree)	$45.10	$0.00	$45.10
Application to prune or remove trees for residential non– strata property owner – pensioner rebate		50% of application fee	
Appeal request for review of previous tree preservation (50% of the original application fees). Note: DAs only. Does not apply to permit applications under the Vegetation SEPP.	$112.75	$0.00	$112.75
Tree Installation and Removal (Public/ Street/ Council Trees)			
Plant new tree (if approved by council), 45 – 75 Litre, stock, includes 12 months maintenance program	$1,623.60	$0.00	$1,623.60
Additional costs associated with planting of a new tree will be charged on a cost recovery basis			POA
Prune or remove existing tree (if approved by council)			Cost plus 12%
Additional costs associated with removal of existing trees will be charged on a cost recovery basis			POA
Street/Council Tree Security Deposit			
Security Deposit for existing street/council trees required to be protected as part of a development consent (per tree) (refundable)			As valued by THYER tree evaluation method (deposit range between $1,000 and $10,000)
Security Deposit for new street/council tree planting required as part of a development consent (per tree) (refundable) 45 Litre tree with 12 months maintenance included	$1,640.00	$0.00	$1,640.00
Landscaping Bond/Security Deposit			
Single residential development	$1,199.25	$0.00	$1,199.25
Value of development $0.00 – $100,000	$1,199.25	$0.00	$1,199.25
Value of development $100,000 – $250,000		1.1% of estimated cost	
Value of development $250,000 – $750,000		1.1% of estimated cost	
> $750,000	$22,550.00	$0.00	$22,550.00
Bond / Security deposit for new landscaping required as part of a development consent			
Notification of Tree Applications and Development Application for Tree Removal (Leichhardt only)			
Notification fee applies to DCP under which the application is lodged			
Notification of Tree Applications and Development Applications for Tree Removal (where required)	$179.40	$0.00	$179.40

Name	Year 18/19 Fee (excl. GST)	GST	Fee (incl. GST)

PROPERTIES, MAJOR BUILDING PROJECTS & FACILITIES

PREPARATION OF LEASES & LICENCES OF COUNCIL LAND, CONSENTS TO ASSIGNMENT, SURRENDERS & OTHER DEALINGS

Council Administration Fee – when Council uses solicitors (in addition to solicitors' fees)/(except community group leases/licences)	$454.55	$45.45	$500.00
Council Administration Fee – when Council does not use solicitors (except community group leases/licences)	$1,181.82	$118.18	$1,300.00
Survey, Valuation, Fees etc. – at cost			At Cost
Lease of Airspace over Footpath for Verandah: "Market rent having regard to the increase in value to the benefited property" (half for heritage). Refer to Leasing Policy and Manager Property for rates/sqm"			$1,500.00 application fees plus Market Rent charged on signing the lease.

Titles Searches

TITLE SEARCHES	Fee is a minimum of $50.00 or as invoiced by third party

Purchase of Council Land

For the processing of requests to purchase Council owned land and establishing market value as the method of determining the price of the parcel. Applies to all land owned by Council including (but not limited to) access ways, etc.

Initial processing of requests to purchase Council land and provide a report to Council (non-refundable)	$1,363.64	$136.36	$1,500.00
Application for road closure and sale (following council resolution, in addition to initial processing fee)	$3,181.82	$318.18	$3,500.00
Sale of drainage reserves and other land (following council resolution, in addition to initial processing fee)	$1,818.18	$181.82	$2,000.00
Valuation, Legal, Survey, Statutory Charges – at cost			At Cost
Initial Bond (to be offset against the above costs)	$2,272.73	$227.27	$2,500.00

Street Vending

For the processing of requests to undertake Street Vending from a specific location and establishing market value as the method of determining rent for the location

Street Vending in a specific location from a structure in, on or over a Public Road – market rent			$500.00 administration fee plus Market Rent
Valuation, Legal, Survey, Statutory Charges – at cost			At Cost
Initial Bond (to be offset against the above costs)	$2,136.36	$213.64	$2,350.00
Administration fee for the issue of licence agreement or other document if council does not use solicitors (in addition to solicitors' fees) (commercial)	$1,181.82	$118.18	$1,300.00
Administration fee for the issue of licence agreement or other document if council does use solicitors (in addition to solicitors' fees) (commercial)	$454.55	$45.45	$500.00

Name	Year 18/19 Fee (excl. GST)	GST	Fee (incl. GST)
Coffee Vans or other mobile vendors			
Fixed period			Market Rent
Valuation, Legal, Survey, Statutory Charges – at cost			At Cost
Administration fee for the issue of licence agreement or other document if council does not use solicitors (in addition to solicitors' fees) (except community group licence)	$1,181.82	$118.18	$1,300.00
Administration fee for the issue of licence agreement or other document if council does use solicitors (in addition to solicitors' fees) (except community group licence)	$454.55	$45.45	$500.00
Temporary	$454.55	$45.45	$500.00
Leichhardt Oval			
Oval Hire			POA

Name	Year 18/19 Fee (excl. GST)	GST	Fee (incl. GST)

DEVELOPMENT ASSESSMENT & REGULATORY SERVICES

DEVELOPMENT ADVISORY

Pre-Development Application Advice

Single Dwellings (Alterations & Additions, demolition, new dwellings, ancillary development & secondary dwellings)

Pre DA Advice for works valued between 0-100,000 – Advice Only	$190.91	$19.09	$210.00
Pre DA Advice for works valued between 100,000 & 500,000 – Advice only	$363.64	$36.36	$400.00
Pre DA Advice for works valued between 500,000 & 1 million (Advice & meeting)	$682.73	$68.27	$751.00
Pre DA Advice for works valued greater than 1 million (Advice and meeting)	$1,020.00	$102.00	$1,122.00

Other Development (that does not fall into the single dwelling or heritage advice)

Pre DA Advice for works valued between 0-100,000 – Advice Only	$227.27	$22.73	$250.00
Pre DA Advice for works valued between 100,000 – 1 Million – Advice Only	$420.91	$42.09	$463.00
Pre DA Advice for works valued between 1 Million – 3 Million (Advice & meeting)	$1,020.00	$102.00	$1,122.00
Pre DA Advice for works valued between 3 Million – 10 Million (Advice & meeting)	$1,751.82	$175.18	$1,927.00
Pre DA Advice for works valued greater than 10 Million (Advice & meeting)	$3,110.00	$311.00	$3,421.00
Pre DA meeting (only available in conjunction with Pre da applications for works valued between 0 -500,000 single dwellings or 0 – 1 million other development or as additional meeting for further clarification (not amended plans) or in conjunction with follow up Pre DA)	$130.00	$13.00	$143.00
Follow up Pre DA application / consideration of additional information / amended design	50% of original Pre DA fee plus meeting fee		
*** If the Pre DA is required to be referred to Council's Architectural Excellence Panel an additional fee is payable (in addition to the above fees).	$545.45	$54.55	$600.00

Pre Development, Planning & Heritage Advice

Single issue only (at Council's discretion) – no meeting	$190.91	$19.09	$210.00

Heritage Advisory Service (no plans assessed) – Ashfield Only

Heritage Officer only (max 1 hour) (i.e. colour schemes, heritage principles etc)	$272.73	$27.27	$300.00
Heritage Officer & Planner (max 1 hour) (i.e. potential location for additions, fence etc)	$454.55	$45.45	$500.00

Other Advice

Research & Interpretation advice (up to two hours)	$254.55	$25.45	$280.00
Additional hours	$101.82	$10.18	$112.00

Professional External Consultancy Services Fee for Pre Development Advice – Peer review, Report and or Advice

Where Council has to engage the services of an outside consultancy for specialist advice or peer review, the cost of this service will be forwarded to the party causing the need for the inspection, report, peer review and or advice. In accordance with Council's Procurement Policy and Practices.	'As invoiced' plus 10% for Council Administration of Consultant Engagement

Name	Year 18/19 Fee (excl. GST)	GST	Fee (incl. GST)
DEVELOPMENT ASSESSMENT			
Exempt Development Confirmation Application			
Confirmation in writing that development is exempt development	$231.82	$23.18	$255.00
Heritage Exemption Application			
Application for Heritage Exemption Certificate	$112.50	$0.00	$112.50
Development Application (DA) Fees			
DA's for Dwelling Houses			
Development applications for a dwelling house with an estimated cost of $100,000 or less	$455.00	$0.00	$455.00
DA's for Advertisements			
Fee must not exceed the fee based on the fees schedule for DA's			
base	$285.00	$0.00	$285.00
plus per advertisement	$93.00	$0.00	$93.00
DA's for Change of Use (Only)			
Development application not involving erection of a building, carrying out of work, the subdivision of land or demolition of a building or work	$285.00	$0.00	$285.00
DA's for the Subdivision of Land (other than strata)			
Opening of Public Road – base	$665.00	$0.00	$665.00
plus per additional lot	$65.00	$0.00	$65.00
No Opening of Public Road – base	$330.00	$0.00	$330.00
plus per additional lot	$53.00	$0.00	$53.00
DA's for Strata Subdivision			
Strata – base	$330.00	$0.00	$330.00
plus per lot	$65.00	$0.00	$65.00

Name	Year 18/19 Fee (excl. GST)	GST	Fee (incl. GST)
All other DA's including erection of a building, carrying out of work, demolition of building or work (based on estimated costs)			
Up to $5,000	$110.00	$0.00	$110.00
Base fee – $5,001 – $50,000	$170.00	$0.00	$170.00
plus an additional amount for each $1,000 (or part of $1,000) of the estimated cost of the development	$3.00	$0.00	$3.00
Base fee – $50,001 – $250,000	$352.00	$0.00	$352.00
plus an additional amount for each $1,000 (or part of $1,000) by which the estimated cost exceeds $50,000	$3.64	$0.00	$3.64
Base fee – $250,001 – $500,000	$1,160.00	$0.00	$1,160.00
plus an additional amount for each $1,000 (or part of $1,000) by which the estimated cost exceeds $250,000	$2.34	$0.00	$2.34
Base fee – $500,001 – $1,000,000	$1,745.00	$0.00	$1,745.00
plus an additional amount for each $1,000 (or part of $1,000) by which the estimated cost exceeds $500,000	$1.64	$0.00	$1.64
Base fee – $1,000,001 – $10,000,000	$2,615.00	$0.00	$2,615.00
plus an additional amount for each $1,000 (or part of $1,000) by which the estimated cost exceeds $1,000,000	$1.44	$0.00	$1.44
More than $10,000,000	$15,875.00	$0.00	$15,875.00
plus an additional amount for each $1,000 (or part of $1,000) by which the estimated cost exceeds $10,000,000	$1.19	$0.00	$1.19
DA's for Designated Development			
Additional Maximum Fee	$920.00	$0.00	$920.00
Modification of Development Consent Application (Division 4.9 EPA Act 1979)			
Modification (Minor error, mis-description or miscalculation)	$71.00	$0.00	$71.00
Full Fee Waiver can be applied by Council Delegate where Council error identified			
Modification (Minimal Environmental Impact)	$645.00 or 50% of the original fee whichever is the lesser		

Name	Year 18/19 Fee (excl. GST)	GST	Fee (incl. GST)
Other & Court Consent Modification			
Original fee less than $100			50% of the original fee
Original fee $100 or more – for development that does not involve the erection of a building, the carrying out of a work or the demolition of a work or building			50% of the original fee
For development that involves the erection of a dwelling-house with an estimated cost of construction of $100,000 or less	$190.00	$0.00	$190.00
For other development – Based on the original cost of construction Up to $5,000	$55.00	$0.00	$55.00
Greater than $5,000 up to $250,000	$85.00	$0.00	$85.00
plus an additional for each $1,000 (or part of $1,000) of the estimated cost	$1.50	$0.00	$1.50
Greater than $250,000 up to $500,000	$500.00	$0.00	$500.00
plus for each $1,000 (or part of $1,000) by which the estimated cost exceeds $250,000	$0.85	$0.00	$0.85
Greater than $500,000 up to $1,000,000	$712.00	$0.00	$712.00
plus an additional for each $1,000 (or part of $1,000) by which the estimated cost exceeds $500,000	$0.50	$0.00	$0.50
Greater than $1,000,000 up to $10,000,000	$987.00	$0.00	$987.00
plus an additional for each $1,000 (or part of $1,000) by which the estimated cost exceeds $1,000,000	$0.40	$0.00	$0.40
More than $10,000,000	$4,737.00	$0.00	$4,737.00
plus an additional for each $1,000 (or part of $1,000) by which the estimated cost exceeds $10,000,000	$0.27	$0.00	$0.27
Review of Determination Application (Division 8.2 EPA Act 1979)			
For development that does not involve the erection of a building, the carrying out of a work or the demolition of a building			50% of original fee
For development that involves the erection of a dwelling-house with an estimated cost of construction of $100,000 or less	$190.00	$0.00	$190.00
All other Development Application Reviews including erection of a building, carrying out of work, demolition of building or work (based on estimated costs)			
Up to $5,000	$55.00	$0.00	$55.00
Base fee – $5,001 – $250,000	$85.00	$0.00	$85.00
plus an additional amount for each $1,000 (or part of $1,000) of the estimated cost	$1.50	$0.00	$1.50
Base fee – greater than $250,000 up to $500,000	$500.00	$0.00	$500.00
plus an additional amount for each $1,000 (or part of $1,000) by which the estimated cost exceeds $250,000	$0.85	$0.00	$0.85
Base fee – greater than $500,000 up to $1,000,000	$712.00	$0.00	$712.00
plus an additional amount for each $1,000 (or part of $1,000) by which the estimated cost exceeds $500,000	$0.50	$0.00	$0.50
Base fee – greater than $1,000,000 up to $10,000,000	$987.00	$0.00	$987.00
plus an additional amount for each $1,000 (or part of $1,000) by which the estimated cost exceeds $1,000,000	$0.40	$0.00	$0.40
More than $10,000,000	$4,737.00	$0.00	$4,737.00
plus an additional amount for each $1,000 (or part of $1,000) by which the estimated cost exceeds $10,000,000	$0.27	$0.00	$0.27
Review of Modification Determination			
Review of modification determination			50% of modification application fee

Name	Year 18/19 Fee (excl. GST)	GST	Fee (incl. GST)
Applications that Fee Waivers Apply			
Rainwater Tanks – Applicable for residential properties only, where a rainwater tank is to be installed however does not meet Exempt Development Criteria			No Charge
Photovoltaic Systems and/or Solar Hot Water (including gas boosted) systems – Applicable for application for installation of new systems only and not in conjunction with any other proposed works			No Charge
Fees for the Development of a Heritage Item – Where the development would be exempt were the property not Heritage listed			No charge
Fees for the Development of a Heritage Item – Where the development would be complying were the property not Heritage listed			50% of development application fee
Fees for Notification and Advertising of DA's, Modifications and Reviews Applications			
Notified Applications (based on estimated costs)			
Development with estimated cost up to $100,000	$352.50	$0.00	$352.50
Development with estimated cost greater than $100,000 up to $200,000	$545.00	$0.00	$545.00
Development with estimated cost greater than $200,000 up to $500,000	$720.00	$0.00	$720.00
Development with estimated cost greater than $500,000 up to $1,000,000	$877.50	$0.00	$877.50
Development with estimated cost greater than $1,000,000			$1,105.00 + POA
Notification of Modification Applications			
Development with estimated cost up to $100,000	$352.50	$0.00	$352.50
Development with estimated cost greater than $100,000 up to $200,000	$545.00	$0.00	$545.00
Development with estimated cost greater than $200,000	$665.00	$0.00	$665.00
Notifications of Review of Determination Applications (S8.2 EPA Act 1979)			
Development with estimated cost up to $100,000	$352.50	$0.00	$352.50
Development with estimated cost greater than $100,000 up to $200,000	$545.00	$0.00	$545.00
Development with estimated cost greater than $200,000	$620.00	$0.00	$620.00
Advertised Applications (in addition to notification fees)			
Designated Development	$2,200.00	$0.00	$2,200.00
Advertised Development	$1,105.00	$0.00	$1,105.00
Prohibited Development	$1,105.00	$0.00	$1,105.00
Other Application Fees			
Lapsed Consents			
Confirmation in writing whether or not consent has lapsed	$360.00	$0.00	$360.00
Extension of Consent Application			
Extension of Consent	$375.00	$0.00	$375.00

Name	Year 18/19 Fee (excl. GST)	GST	Fee (incl. GST)
Electronic File Management			
Fee per application for the electronic file mangement of Development Applications and accompanying information.			
Document Management / Scanning estimated cost of works < 10,000	$38.50	$0.00	$38.50
Document Management / Scanning estimated cost of works 10,000 to 100,000	$54.85	$0.00	$54.85
Document Management / Scanning estimated cost of works 100,001 to 300,000	$87.65	$0.00	$87.65
Document Management / Scanning estimated cost of works 300,001 to 500,000	$133.25	$0.00	$133.25
Document Management / Scanning estimated cost of works 500,001 to 1,000,000	$220.35	$0.00	$220.35
Document Management / Scanning estimated cost of works 1,000,001 to 5,000,000	$438.20	$0.00	$438.20
Document Management / Scanning estimated cost of works > 5,000,001	$604.75	$0.00	$604.75
Amended Plans			
The fee for an assessment of an amendment to a Development, Modification or Review Application prior to its determination is:			
Minor amendments not requiring substantial reassessment in the opinion of Council	25% of original assessment fee		
All other amendments	50% of original assessment fee		
Fee for stamping additional set of plans			
Up to 3 sheets	$88.50	$0.00	$88.50
Each additional sheet	$21.50	$0.00	$21.50
Fees for External Referrals of Applications			
Note: An amended application may require additional referrals			
Fee to External Approval Authority for Development Applications for Integrated Development or Concurrence	$320.00	$0.00	$320.00
Cheque to be made payable to the relevant External Approval authority			
Fee to Council for Development Applications for Integrated Development	$140.00	$0.00	$140.00
Fee to External Approval Authority for Development Applications requiring concurrence	$320.00	$0.00	$320.00
Cheque to be made payable to the relevant External Approval authority			
Fee to Council for Development Applications requiring concurrence	$140.00	$0.00	$140.00
Long Service Levy – IWC			
Building Services Long Service Levy Payments Act – 0.35% of total cost of development (only charged on work where total costs exceed $25,000)	0.35% of development cost over $25,000		
Administration Charge			
Certified copy of document, map or plan under Section 150 (2) of the Environmental Planning & Assessment Act 1979	$53.00	$0.00	$53.00
Stamping additional copies of plan (above 3 copies – per copy)	$61.50	$0.00	$61.50

Name	Year 18/19 Fee (excl. GST)	GST	Fee (incl. GST)

Refund of Application Fees

This section applies to Development Applications, Modifications and Review of Determinations.

Refund of Application Fees			
Where Council collects fees on behalf of others e.g. concurrence fees, Plan first levy, long service levy etc, Council cannot refund these fees. Enquiries must be made directly to the relevant organisation. Council's Electronic File Management fee is non-refundable. No refund is payable after an application is determined. Refunds for withdrawn applications are at Council's delegates discretion based on the percentage level of assessment undertaken.			

BUILDING CERTIFICATION

Building Certificate Applications

Application – Floor Area Not Exceeding 200m²	$250.00	$0.00	$250.00
Application – Floor Area Exceeding 200m²			Cost by Quotation
Charge Rates: a. $250 plus $0.50 per m² for area of 200m² to 2000m²; b. $1165 plus $0.08 per m² for area greater than 2000m²			
Additional Inspection Fee	$90.00	$0.00	$90.00
Fee for copy of Building Certificate	$13.00	$0.00	$13.00
Additional Fee for all Building Certificate Applications where works undertaken in previous 24 months required Development Consent /CDC however was not obtained			$250 plus applicable Development Application & Construction Certificate fees if approval had been sought

Building Certificate Public Notification Fees

Complying Development Certificates	$227.27	$22.73	$250.00
Building Certificates for unauthorised works			In accordance with relevant DA advertising/notification fee

Administration Certificates

Lodgement Fee for all Certificates Relating to Building Works (Part 6 EPAA)	$36.00	$0.00	$36.00

Outside Approved Hours Construction Permits

Single dwellings:	$136.36	$13.64	$150.00
Commercial, Industrial, Multi-unit & Mixed Use Residential	$272.73	$27.27	$300.00
Any other development:	$181.82	$18.18	$200.00
Additional fee for fast track application assessment (<5 days):	$227.27	$22.73	$250.00

Activity & Footpath Usage Applications

Activity Application (Local Government Act 1993)	$400.00	$0.00	$400.00
Amendment to Activity Application (Local Government Act 1993)			50% of the original application fee
Footpath Usage (Road Occupancy) Applications for (Goods, A-Frames, Dining) under Roads Act 1993			No Charge
Footpath usage (Road Occupancy) Applications where occupation of a State or Regional road is required the application to occupy the road will be referred to the Roads and Traffic Authority			No Charge

Item 5

Name	Year 18/19 Fee (excl. GST)	GST	Fee (incl. GST)
Construction Certificate Applications			
Assessment of Performance Solution/s	Base fee for the CC plus an additional 10% of the invoice cost of any external consultancy engaged by council for advice		
Modification of Construction Certificate	50% of original fee		
Construction Certificate Application Fees for all National Construction Code Building Classes – based on estimated cost of works			
Under $50,000	$500.00	$50.00	$550.00
$50,000 – $99,999	$727.27	$72.73	$800.00
$100,000 – $249,999	$1,136.36	$113.64	$1,250.00
$250,000 – $499,999	$1,590.91	$159.09	$1,750.00
$500,000 – $999,999	$1,818.18	$181.82	$2,000.00
$1,000,000 and over	Minimum $2,500 + quote on request additional fees based on above listed cost of works.		
Principal Certifying Authority (PCA) Appointment & Inspection Fees			
PCA Fees – Engaging the following external specialist: -*accredited certifier (PCA) *accredited fire engineer *suitably qualified consultant/engineer	Base fee for the appointment of council as the PCA plus an additional 10% of the invoice cost of any external consultancy engaged by council for advice		
Per inspection	$227.27	$22.73	$250.00
Pre-Complying Development Certificate Advice			
Advice as whether a proposal would constitute a CDC, per proposal	$300.00	$30.00	$330.00
Complying Development Certificate			
Commercial Change of use	$727.27	$72.73	$800.00
Modification of Complying Development Certificate	50% of original fee		
Complying Development Certificate Application Fees for all National Construction Code Building Classes – based on estimated cost of works			
Under $50,000	$500.00	$50.00	$550.00
$50,000 – $99,999	$727.27	$72.73	$800.00
$100,000 – $249,999	$1,136.36	$113.64	$1,250.00
$250,000 – $499,999	$1,590.91	$159.09	$1,750.00
$500,000 – $999,999	$1,818.18	$181.82	$2,000.00
$1,000,000 and over	Minimum $2,500 + quote on request additional fees based on above listed cost of works.		
Occupation certificate			
Interim / Final Occupation Certificate application	$227.27	$22.73	$250.00

Name	Year 18/19 Fee (excl. GST)	GST	Fee (incl. GST)
Subdivision Certificate Applications			
Where no development application	$500.00	$0.00	$500.00
Where no new allotments (e.g. boundary adjustments)	$500.00	$0.00	$500.00
Where new lots created	$1,000.00	$0.00	$1,000.00
Strata Certificate	$1,000.00	$0.00	$1,000.00
Request for Technical advice on BCA or Fire Safety matters			
Request for Technical advice on BCA or Fire Safety matters	$250.00 per hour or part thereof		
Signing of Legal Documents on Behalf of the Council			
Fee to endorse legal documents on behalf of The Council, such as s.88 instruments, dissolved strata plans and the like including re-signing of documents	$220.00	$0.00	$220.00
Swimming Pool Certification			
Fee for entering of registration information by Council on the State Register	$9.09	$0.91	$10.00
Exemption Certificate (as per s23 Swimming Pools Act)	$70.00	$0.00	$70.00
Swimming Pool Compliance Certificate			TBC
– Initial Inspection Fee	$136.36	$13.64	$150.00
– Any subsequent inspections	$90.91	$9.09	$100.00
Supply of Resuscitation Chart	$22.73	$2.27	$25.00
Refund of Application Fees			
Refund of Application Fees	Where Council collects fees on behalf of others e.g. concurrence fees, Plan first levy, long service levy etc, Council cannot refund these fees. Enquiries must be made directly to the relevant organisation. Council's Electronic File Management fee is non-refundable. No refund is payable after an application is determined. Refunds for withdrawn applications are at Council's discretion based on the percentage level of assessment undertaken.		
FIRE SAFETY			
Annual Fire Safety Statement AFSS			
Registration of AFSS	$309.09	$30.91	$340.00
Registration of AFSS * 30-day discount fee	$100.00	$10.00	$110.00
* 30-day discount fee is applied if paid within 30 days of the invoice date			
Fire Safety Compliance			
Fire Safety Compliance Program Inspection and Re-inspection fee (i.e. Shared Accommodation, Entertainment Venues, Industrial & Commercial premises etc.)	$350.00	$35.00	$385.00
Registrable Boarding Houses – Boarding House first 12 months Compliance Inspection Fee	$327.27	$32.73	$360.00

Name	Year 18/19 Fee (excl. GST)	GST	Fee (incl. GST)
ENVIRONMENTAL HEALTH			
Food Premises			
Registration / Notification of new Food Premises for Food Authority	$50.00	$0.00	$50.00
Registration / Notification of Change of Ownership Food Premises for Food Authority	$50.00	$0.00	$50.00
Food premises annual administration charge for up to and including 5 full-time food handlers (includes one annual inspection & travel time)	$390.00	$0.00	$390.00
Food premises annual administration charge for more than 5 but not more than 50 food handlers (includes one annual inspection & travel time)	$800.00	$0.00	$800.00
Food premises annual administration charge for more than 50 food handlers (includes one annual inspection & travel time)	$3,500.00	$0.00	$3,500.00
Food Premises – Inspection and Re-inspection fee	$140.00	$0.00	$140.00
Improvement Notice Food Premises – Cost Recovery	$330.00	$0.00	$330.00
Mobile Food Premises – Inspection and Re-inspection fee	$140.00	$0.00	$140.00
Registration / Notification of Mobile Food Premises for Food Authority	$50.00	$0.00	$50.00
Registration / Notification of Food Premises Market Stalls	$50.00	$0.00	$50.00
Food Premises – Market Stalls – Inspection and Re-inspection fee	$140.00	$0.00	$140.00
Registration / Notification of Food Premises Temporary stall (minimum daily fee)	$50.00	$0.00	$50.00
Food Premises – Temporary Event – Inspection and Re-inspection fee	$140.00	$0.00	$140.00
Food Handlers Training Event			Free
Development Consent/Complying Development Certificate – pre Occupation fit out inspection	$265.00	$0.00	$265.00
Public Health			
Registration / Notification of Skin Penetration Premises	$100.00	$0.00	$100.00
Skin Penetration Premises – Inspection and Re-inspection fee	$160.00	$0.00	$160.00
Improvement Notice / Prohibition Order for Skin Penetration Procedures – Cost Recovery	$270.00	$0.00	$270.00
Re-inspection fee premises subject to Public Health Act 2010 Prohibition Order	$250.00	$0.00	$250.00
Registration / Notification of Regulated System (Cooling Tower / Warm Water System)	$100.00	$0.00	$100.00
Regulated System – Inspection and Re-inspection fee	$160.00	$0.00	$160.00
Improvement Notice / Prohibition Order for Regulated System – Cost Recovery	$560.00	$0.00	$560.00
Registration / Notification of Public Swimming Pool / Spa Premises	$100.00	$0.00	$100.00
Water Quality Premises – Inspection and Re-inspection fee	$160.00	$0.00	$160.00
Improvement Notice / Prohibition Order for Skin Penetration Procedures – Cost Recovery	$270.00	$0.00	$270.00

Name	Year 18/19 Fee (excl. GST)	GST	Fee (incl. GST)
Environmental Protection			
Water Samples (Pollution Incidents) plus actual Testing Costs	$200.00	$0.00	$200.00
Clean–up Notice			As per POEO Act
Noise Control Notice			As per POEO Act
Prevention Notice*			As per POEO Act
Monitoring of clean up notice and/or prevention/prohibition notice issued under POEO			At Cost / Market Value
Environmental Audit Program Inspection and Re-inspection fee	$195.00	$0.00	$195.00
Professional External Consultancy Services Fee for Acoustic Assessment – Peer review, Report and or advice. Where Council has to engage the services of an outside consultancy for specialist acoustic consultancy advice or peer review, the cost of this service will be forwarded to the party causing the need for the inspection, report, peer review and or advice. In accordance with Council's Procurement Policy and Practices.			'As invoiced' plus 10% for Council Administration of Consultant Engagement and Contract Management
Local Government General Inspection Fee			
Brothel / Restricted Premises – Safe & Healthy Conditions Inspection	$160.00	$0.00	$160.00
ROAD RELATED REGULATION			
Impounded Articles			
Administration Fee for Serving Notice of Impounded Article	$80.00	$0.00	$80.00
Collection Fee – per article (Small <20kg)			$65.00 per hour per staff member
Collection Fee – per article (Large >20kg) and / or requiring special lifting and/or carrying vehicle			As determined by Council's Contractor in addition to $65.00 per hour per staff member
Storage fee for Impounded Articles per day			$16.00 per day
Impounded Vehicles / Trailers			
Administration Fee for Serving Notice of Impounded Motor Vehicle or Trailer	$80.00	$0.00	$80.00
Towing Fees			As determined by Council's towing contractor
Storage fee for Impounded Motor Vehicle or Trailer per day			As determined by Council's impound and/or storage contractor
Parking Management			
Regulatory Enforcement of Private Car Parks / Car Parking Spaces under the provision of s650 Local Government Act 1993	$15.45	$1.55	$17.00
Footpath Occupation (Goods, A-Frames, Dining etc.) Ongoing Lease fee			
Total Area used less than 1sqm			No Charge
Total Area used greater than 1sqm			No Charge
Footpath Occupation (Goods, A-Frames, Dining) – Roads Act 1993 Assessment Fee			No Charge

Name	Year 18/19 Fee (excl. GST)	GST	Fee (incl. GST)
DEVELOPMENT COMPLIANCE			
A. Signs & Advertising Structures projecting onto or over Public Space (former Marrickville Council only)			
Applying to Signs and Structures that have council consent or are capable of gaining council consent. This fee does not apply to prohibited signs and 2. Commercial Outdoor Advertising. All signs fall into one of three categories. These are further explained in Council's "Signs and Advertising Structures – Guideline for Fees and Charges".			
i) Above Awning			
All Structures including Flags	$560.00	$0.00	$560.00
ii) Below Awning			
First and Second Flag*			No Charge
Flag* refer to Section 4 General Definitions – "Signs and Advertising Structures – Guideline for Fees and Charges".			
First Structure other than Flags			No Charge
Each Subsequent Structure or Flag	$522.50	$0.00	$522.50
Each Subsequent Structure or Flag – *30 day discount fee	$172.50	$0.00	$172.50
iii) Other			
All other structures not covered by i) or ii) above	$560.00	$0.00	$560.00
B. Commercial Outdoor Advertising			
i) Other Commercial Outdoor Advertising			
First 19 square metres or part there of	$560.00	$0.00	$560.00
Greater than 19 square metres	$1,680.00	$0.00	$1,680.00
Certificate of Outstanding Orders/Notices – S735A LGA & Section 9, Schedule 5 EPAA			
Section 735A Certificate under LGA and Section 9 Schedule 5 of EPAA	$160.00	$0.00	$160.00
Reprint and signing fee	$41.00	$0.00	$41.00

Name	Year 18/19 Fee (excl. GST)	GST	Fee (incl. GST)
COMPANION ANIMALS			
Lifetime Registration & Microchipping			
Not desexed	As determined by Companion Animals Act 1998		
Desexed	As determined by Companion Animals Act 1998		
Desexed – Pensioner Card/Health Care Card Holder	As determined by Companion Animals Act 1998		
Recognised Breeder	As determined by Companion Animals Act 1998		
Assistance Animals	As determined by Companion Animals Act 1998		
Working dogs	As determined by Companion Animals Act 1998		
Greyhounds	As determined by Companion Animals Act 1998		
Microchipping fee	$30.00	$3.00	$33.00
Desexed dog or cat purchased from a NSW Council Pound/Shelter, Animal Welfare League, RSPCA or Cat Protection Society	As determined by Companion Animals Act 1998		
Animal not desexed (under 6 months of age)	As determined by Companion Animals Act 1998		
Special Events Run by Council			
Desexed	$27.00	$0.00	$27.00
Desexed – Eligible Pensioner			No Charge
Microchipping fee			No Charge
Animal Temporary Holding Facility			
Administration Fee – 1st impounding	$45.00	$0.00	$45.00
Administration Fee – 2nd impounding	$55.50	$0.00	$55.50
Administration Fee – 3rd and subsequent impounding	$66.00	$0.00	$66.00
Administration Fee – special circumstances as determined by Council			No Charge
Daily maintenance companion animals general – half day	$16.50	$0.00	$16.50
Daily maintenance companion animals general – full day	$33.00	$0.00	$33.00
Daily maintenance companion animals general – special circumstances			No Charge
Daily maintenance dogs declared Dangerous, Restricted or Menacing	$44.00	$0.00	$44.00
Daily Boarding charge for dogs (declared dangerous or deemed dangerous by Ranger, Police or Vet 10% extra)	As determined by Council's Animal Impound contractor		
Daily Boarding charge for cats	As determined by Council's Animal Impound contractor		
Euthanasia for dog	As determined by Council's Animal Impound contractor		
Euthanasia for cat	As determined by Council's Animal Impound contractor		
Release fee	As determined by Council's Animal Impound contractor		

Item 5

Name	Year 18/19 Fee (excl. GST)	GST	Fee (incl. GST)
Engraved Pet Tag			
Pet residing outside local government area	$10.00	$1.00	$11.00
Pet residing within local government area			No Charge

Name	Year 18/19 Fee (excl. GST)	GST	Fee (incl. GST)
DEPUTY GENERAL MANAGER – Community and Engagement			
CHILDREN & FAMILY SERVICES			
CHILDREN & FAMILY SERVICES – Leichhardt			
John McMahon Children's Centre, Leichhardt Children's Centre, Leichhardt Park Children's Centre			
Wait list fee for Long Day Care Services	$25.00	$0.00	$25.00
Enrolment Fee	$80.00	$0.00	$80.00
Re-submitting attendance details	$50.00	$0.00	$50.00
Refundable Bond			
Children enrolled for 1-3 days per week	$750.00	$0.00	$750.00
Children enrolled for 4-5 days per week	$1,250.00	$0.00	$1,250.00
Daily Fees			
Children in the 0 – 2 Years Room	$130.00	$0.00	$130.00
Children in the 2 – 3 Years Rooms	$125.00	$0.00	$125.00
Children in the 3 – 5 Years Rooms	$120.00	$0.00	$120.00
Late Payment of Fees			
Late payment fee – a fee applies to families with fees outstanding to cover administration costs of recovery			5% of weekly gap fee
After Hours Collection			
On the first 2 occasions per calendar month a charge will be made every 15 minutes or part thereof	$30.00	$0.00	$30.00
After the second occasion within the calendar month and for the rest of the calendar year $50 for the first 15 minutes or part thereof and then $45.00 for every subsequent 15 minutes or part thereof	$50.00	$0.00	$50.00
Annandale Children's Centre			
Wait list fee for Long Day Care Services	$25.00	$0.00	$25.00
Enrolment Fee	$80.00	$0.00	$80.00
Re-submitting attendance details	$50.00	$0.00	$50.00
Refundable Bond			
Children enrolled for 1-3 days per week	$768.00	$0.00	$768.00
Children enrolled for 4-5 days per week	$1,280.00	$0.00	$1,280.00
Daily Fees			
Children in the 0 – 3 Years Room	$130.00	$0.00	$130.00
Children in the 3 – 5 Years Room	$126.00	$0.00	$126.00

Name	Year 18/19 Fee (excl. GST)	GST	Fee (incl. GST)
Late Payment of Fees			
Late payment fee – a fee applies to families with fees outstanding to cover administration costs of recovery			5% of weekly gap fee
After Hours Collection			
On the first 2 occasions of the calendar month a charge will be made every 15 minutes or part thereof	$30.00	$0.00	$30.00
After the second occasion within the calendar month and for the rest of the calendar year $50 for the first 15 minutes or part thereof and then $45.00 for every subsequent 15 minutes or part thereof	$50.00	$0.00	$50.00
Balmain – Rozelle Occasional Care			
Half Day – 8.30 am – 1.00 pm	$67.50	$0.00	$67.50
Half Day – 8.30 am – 1.30 pm	$70.00	$0.00	$70.00
Full Day – 8.30 am – 3.30 pm	$95.00	$0.00	$95.00
Afternoon session (at coordinator's discretion) – 1.30 pm – 3.30 pm	$30.00	$0.00	$30.00
Concession Rate (reduced hourly rate for pensioner, healthcare card holders and low income families) (Minimum 4 hours) – 8.30 am – 1.00 pm	$54.00	$0.00	$54.00
Concession Rate (reduced hourly rate for pensioner, healthcare card holders and low income families) (Minimum 4 hours) – 8.30 am – 1.30 pm	$60.00	$0.00	$60.00
Concession Rate (reduced hourly rate for pensioner, healthcare card holders and low income families) (Minimum 4 hours) – 8.30 am – 3.30 pm	$80.00	$0.00	$80.00
Enrolment Fee	$65.00	$0.00	$65.00
Fundraising Levy (contribution towards learning aids equipment, material & resources)	$10.00	$0.00	$10.00
Minimum fee for after hours collection $20	$30.00	$0.00	$30.00
$20 for the first ten minutes or part thereof and $2 per minute after that	$20.00	$0.00	$20.00
Cancellation prior to booked day	$5.00	$0.00	$5.00
Cancellation on booked day or failure to attend on booked day	$30.00	$0.00	$30.00
Venue Hire			
Room Hire for Children's Birthday Parties(Minimum booking – 4 hours)	$54.55	$5.45	$60.00
Full Day Booking for Children's Parties	$409.09	$40.91	$450.00
Room Hire for Commercial Purposes	$59.09	$5.91	$65.00
Monday to Friday after 5pm per hr	$63.64	$6.36	$70.00
Refundable security & key deposit – payable upon booking	$250.00	$0.00	$250.00
Cancellation fees for venue hire			
More than one month prior to booking – 25% of deposit	$56.82	$5.68	$62.50
Less than one month and more than 10 working days prior to booking – 50% of deposit	$113.64	$11.36	$125.00
Less than 10 working days prior to booking – 100% of deposit	$227.27	$22.73	$250.00

Name	Year 18/19 Fee (excl. GST)	GST	Fee (incl. GST)
Leichhardt Family Day Care			
Wait List Fee	$25.00	$0.00	$25.00
Enrolment Fee	$95.00	$0.00	$95.00
Educator Support Fee	$1.70	$0.00	$1.70
Community Play Session Fee	$5.00	$0.00	$5.00
Late Payment Fee – a fee applies to educators with support fees outstanding	$25.00	$0.00	$25.00
Annual Educator Re-registration	$155.00	$0.00	$155.00
New Educator Start-up fee	$280.00	$0.00	$280.00
Breach of Educator Registration Agreement	$50.00	$0.00	$50.00
Late / incomplete timesheets fee	$25.00	$0.00	$25.00
Previous week's timesheets are to be submitted to co-ordination unit by 9am each Monday morning.			
Re-submitting attendance details	$50.00	$0.00	$50.00
Venue Hire			
Room Hire for Children's Birthday Parties (Minimum booking – 4 hours)	$54.55	$5.45	$60.00
Full day booking for children's parties	$409.09	$40.91	$450.00
Room Hire for Commercial purposes	$59.09	$5.91	$65.00
Monday to Friday after 5pm per hr	$63.64	$6.36	$70.00
Refundable security & key deposit – payable upon booking	$250.00	$0.00	$250.00
Cancellation fees for venue hire			
More than one month prior to booking – 25% of deposit	$56.82	$5.68	$62.50
Less than one month and more than 10 working days prior to booking – 50% of deposit	$113.64	$11.36	$125.00
Less than 10 working days prior to booking – 100% of deposit	$227.27	$22.73	$250.00
CHILDREN & FAMILY SERVICES – Marrickville			
Addison Rd, Cavendish St, Deborah Little, Enmore Rd, May Murray, Tillman Park			
Wait List Fee	$25.00	$0.00	$25.00
Enrolment Fee	$80.00	$0.00	$80.00
Re-submitting attendance details	$50.00	$0.00	$50.00
Refundable Bond			
Holding Deposit	Full daily fee per number of days enrolled * 2 weeks		
Daily Fees			
Daily Fees	$125.00	$0.00	$125.00
Daily Fee Subsidy – Families who are on 100% CCB, current Health Care or Pensioner Concession Card Holders	$6.00	$0.00	$6.00
Late Payment of Fees			
Late payment fee – a fee applies to families with fees outstanding to cover administration costs of recovery	5% of weekly gap fee		

Name	Year 18/19 Fee (excl. GST)	GST	Fee (incl. GST)
After Hours Collection			
On the first two occations of the calendar month a charge will be made every 15 minutes or part thereof	$30.00	$0.00	$30.00
After the second occasion within the calendar month and for the rest of the calendar year $50 for the first 15 minutes or part thereof and then $45.00 for every subsequent 15 minutes or part thereof	$50.00	$0.00	$50.00
Globe Wilkins Preschool			
Wait List Fee	$25.00	$0.00	$25.00
Enrolment Fee	$80.00	$0.00	$80.00
Daily Fees			
Daily Fee	$70.00	$0.00	$70.00
Note: Equity funding applies for eligible families which may assist with fee reduction			.
Late Payment of Fees			
Late payment fee – a fee applies to families with fees outstanding to cover administration costs of recovery			5% of weekly gap fee
After Hours Collection			
On the first two occations of the calendar month a charge will be made every 15 minuts or part thereof	$30.00	$0.00	$30.00
After the second occasion within the calendar month and for the rest of the calendar year $50 for the first 15 minutes or part thereof and then $45.00 for every subsequent 15 minutes or part thereof	$50.00	$0.00	$50.00
Marrickville Family Day Care			
Wait List Fee	$25.00	$0.00	$25.00
Enrolment Fee	$95.00	$0.00	$95.00
Parent Levy -per hour/per child/per day.	$0.95	$0.00	$0.95
Educator Levy			5% educator weekly income
Breach of Educator Registration Agreement	$75.00	$0.00	$75.00
Late / incomplete timesheets fee	$25.00	$0.00	$25.00
Re-submitting attendance details	$50.00	$0.00	$50.00
New Educator Start-Up Fee – per new educator	$280.00	$0.00	$280.00
New Educator Start-Up Resource Kit – per new educator (if hard copies required)	$110.00	$0.00	$110.00
Annual Educator Re-registration Fee – per educator	$130.00	$0.00	$130.00
Educator Playgroup Transport – per educator per round trip	$10.00	$0.00	$10.00
Out of School Hours Care (all services)			
Wait List Fee – per family	$25.00	$0.00	$25.00
Enrolment Fee per child	$60.00	$0.00	$60.00
Re-submitting attendance details	$50.00	$0.00	$50.00

Name	Year 18/19 Fee (excl. GST)	GST	Fee (incl. GST)
Before School Care – Camdenville, Ferncourt, Marrickville West, Stanmore, Wilkins			
Permanent Booking	$19.50	$0.00	$19.50
Casual Per Child	$20.80	$0.00	$20.80
After School Care – Camdenville, Ferncourt, Marrickville West, Stanmore, Wilkins			
Daily Fees			
Permanent Booking	$28.00	$0.00	$28.00
Casual Per Child	$29.50	$0.00	$29.50
Non-Notification Fee Per Family Per Session – all After School Services (Failure to advise absence by 3pm on a booked session)	$12.00	$0.00	$12.00
Late Payment of Fees			
Late payment fee – a fee applies to families with fees outstanding to cover administration costs of recovery			5% of weekly gap fee
After Hours Collection			
On the first two occations of the calendar month a charge will be made every 15 minutes or part thereof	$30.00	$0.00	$30.00
After the second occasion within the calendar month and for the rest of the calendar year $50 for the first 15 minutes or part thereof and then $45.00 for every subsequent 15 minutes or part thereof	$50.00	$0.00	$50.00
Vacation Care – Camdenville, Ferncourt, Stanmore			
Daily Fees			
Booking (excursions included in fee)	$72.00	$0.00	$72.00
Late Payment of Fees			
Late payment fee – a fee applies to families with fees outstanding to cover administration costs of recovery			5% of weekly gap fee
After Hours Collection			
On the first two occation of the calendar month a charge will be made every 15 minutes or part thereof	$30.00	$0.00	$30.00
After the second occasion within the calendar month and for the rest of the calendar year $50 for the first 15 minutes or part thereof and then $45.00 for every subsequent 15 minutes or part thereof	$50.00	$0.00	$50.00

Name	Year 18/19 Fee (excl. GST)	GST	Fee (incl. GST)
LIBRARY & HISTORY SERVICES			
OVERDUE AND LOST ITEMS			
First fine (3 days late)	$0.60	$0.00	$0.60
Subsequent fine per day to a maximum 60 days	$0.20	$0.00	$0.20
Over 60 days – full replacement cost plus processing fee	Full replacement cost plus processing fee		
Overdue referral (unique management) external charge	$15.60	$0.00	$15.60
Processing fee for lost or damaged items (only one processing fee payable for items returned at the same time)	$10.00	$0.00	$10.00
Lost or replacement library card	$5.00	$0.00	$5.00
Compassion waiver	On written application to the Branch Librarian		
Late fees for children 12 and under			No charge
INTERLIBRARY LOANS			
Base ILL fee applicable to all loan requests	$2.27	$0.23	$2.50
All other libraries, excluding NSW Public libraries	$30.50 for postage, plus if applicable Recovery Costs plus GST.		
Other SWIFT Libraries	All costs to be borne by applicant.		
PHOTOCOPYING, PRINTING AND SCANNING			
A4 black and white page	$0.18	$0.02	$0.20
A3 black and white page	$0.36	$0.04	$0.40
A4 colour page	$0.91	$0.09	$1.00
A3 colour page	$1.82	$0.18	$2.00
Scanning			No charge
SALE OF ITEMS			
Used or discarded Library items			Various prices
Library bags	$4.55	$0.45	$5.00
Local history books			Up to $50.00
Headphones			Up to $10.00
USB sticks			Up to $10.00
LOCAL HISTORY			
Local history research	First half hour free then $100/hour		
Local history research (health or concession card holder)	First half hour free then $50/hour		
PROGRAMMING OR ACTIVITIES			
Various activities (excludes baby rhyme time, story time)			Up to $25.00/session
Various activities (excludes baby rhyme time, story time) health or concession card holder			Up to $15.00/session

Name	Year 18/19 Fee (excl. GST)	GST	Fee (incl. GST)
RENTAL OF MEETING ROOMS			
Library use			No charge
REPRODUCTION OF COUNCIL OWNED IMAGES			
Commercial rate (web site or graphic) per image	$100.00	$0.00	$100.00
Private use per image (one off use)	$25.00	$0.00	$25.00
Private use with health care card	$15.00	$0.00	$15.00
Commercial rates publishing hardcopy per image	$525.00	$0.00	$525.00
1 page or less	$260.00	$0.00	$260.00
Cover	$515.00	$0.00	$515.00

Name	Year 18/19 Fee (excl. GST)	GST	Fee (incl. GST)
COMMUNITY SERVICES & CULTURE			
HALL BOOKINGS – Ashfield			
MICHAEL MAHER ROOM			
Michael Maher Room – Monday to Friday (till 5.00pm) – per hour	$66.18	$6.62	$72.80
Michael Maher Room – Monday to Friday (after 5.00pm) – per hour	$76.41	$7.64	$84.05
Michael Maher Room – Weekends & Public Holidays – per hour	$97.82	$9.78	$107.60
Michael Maher Room – Damage Security Deposit	$455.00	$0.00	$455.00
Cancellation fee		50% of Hiring fee refunded	
Bookings cancelled less than 1 week prior to the function			
MERVYN FLETCHER ROOM			
Mervyn Fletcher Hall – per hour	$75.50	$7.55	$83.05
Mervyn Fletcher Hall – Damage Security Deposit	$455.00	$0.00	$455.00
Cancellation fee		50% of Hiring fee refunded	
Bookings cancelled less than 1 week prior to the function			
ACTIVITY ROOM – CIVIC CENTRE			
Monday to Friday per hour	$53.59	$5.36	$58.95
Weekends and Public Holidays per hour	$75.50	$7.55	$83.05
Additional rooms 50% of charge per room	$37.73	$3.77	$41.50
Monday to Friday 9am – 5pm per day	$230.64	$23.06	$253.70
Saturday	$302.82	$30.28	$333.10
Sunday	$302.82	$30.28	$333.10
Activity Rooms – Damage Security Deposit	$440.00	$0.00	$440.00
Full fee applies to State/Federal and Local Government (except in cases where Ashfield Council is itself the sponsor)			

Concessional Fee	Concessional Fee
Category 1	50% of the full fee will be charged to non-profit groups and organisations located outside the Local Government Area
Category 2	35% of the full fee will be charged to non-profit groups and organisations located within the Local Government Area
Category 3	Free use of Council rooms facilities will be available to groups that are non-profit located within the Local Government Area who do not receive formal funding, where the activities of the group have a clear community benefit.

Name	Year 18/19 Fee (excl. GST)	GST	Fee (incl. GST)
ASHFIELD TOWN HALL			
Note: Hall Fees to be paid at least 4 weeks prior to function date			
Monday to Friday (till 5.00pm) – per hour	$212.00	$21.20	$233.20
Monday to Friday (5.00pm – midnight) – per hour – Min 4hr (see below)	$235.27	$23.53	$258.80
Note: bookings after 5pm must be a minimum of a 4 hour block from the start of the booking, including daytime (at daytime rate or daytime block fee if applicable)	$0.00	$0.00	$0.00
Weekends & Public Holidays – per hour – Min 4 hrs	$291.18	$29.12	$320.30
Monday to Friday – per day 9.00am – 5.00pm Daytime Block Booking	$941.14	$94.11	$1,035.25
Weekends & Public Holidays – per day 9.00am – 12midnight Block Booking	$2,376.14	$237.61	$2,613.75
Town Hall – Damage Security Deposit	$740.00	$0.00	$740.00
Town Hall – Damage Security Deposit – Hirers using the Control Room	$1,025.00	$0.00	$1,025.00
Cancellation Fee			Cancellation Fee
Ashfield Town Hall – client & caterers access to arrange hall prior to function (if not preceding function in hall) – per hour	$137.45	$13.75	$151.20
Cleaning Fees			If cleaning access is not available by 10.30pm weeknights, additional cleaning fees incurred by Council will be on-charged.
Bookings cancelled less than 1 week prior to the function			No refund of Damage Security Deposit
Bookings cancelled between 1 and 3 weeks prior to the function			50% of Damage Security Deposit refunded
Bookings cancelled more than 3 weeks prior to the function			Full refund of Damage Security Deposit

ANNANDALE COMMUNITY CENTRE – Leichhardt

The rates below have been determined in accordance with the Reduced Fees and Fee Waiver Guidelines which determine eligibility and selection criteria for reduced fees:

– Community Rate – 50% of applicable fee
– Support Group Rate – 20% of applicable fee
– Fee Waiver – no charge

Name	Year 18/19 Fee (excl. GST)	GST	Fee (incl. GST)
Upstairs Hall			
(Maximum 100 People)			
Standard Rate Monday – Sunday (before 6:00pm)	$59.64	$5.96	$65.60
Standard Rate Monday – Sunday (after 6:00pm)	$74.55	$7.45	$82.00
Standard Day Rate (8am – 6pm)	$174.55	$17.45	$192.00
Standard Evening Rate (6pm – 12 Midnight)	$218.18	$21.82	$240.00
Standard Whole Day Rate (8am – 12 Midnight)	$363.64	$36.36	$400.00
Community Rate Monday – Sunday (before 6:00pm)	$29.82	$2.98	$32.80
Community Rate Monday – Sunday (after 6:00pm)	$37.27	$3.73	$41.00
Community Day Rate (8am – 6pm)	$87.27	$8.73	$96.00
Community Evening Rate (6pm – 12 Midnight)	$109.09	$10.91	$120.00
Community Whole Day Rate (8am – 12 Midnight)	$181.82	$18.18	$200.00
Support Group Rate Monday – Sunday (before 6:00pm)	$12.14	$1.21	$13.35
Support Group Rate Monday – Sunday (after 6:00pm)	$14.91	$1.49	$16.40
Support Day Rate (8am – 12 Midnight)	$35.45	$3.55	$39.00
Support Evening Rate (6pm – 12 Midnight)	$43.64	$4.36	$48.00
Support Whole Day Rate (8am – 12 Midnight)	$72.73	$7.27	$80.00
Rehearsal/Practice Sessions (maximum 3 people) when the office is attended	$14.91	$1.49	$16.40
Community Rate Rehearsal/Practice Sessions (maximum 3 people) when the office is attended	$7.45	$0.75	$8.20
Meeting Room			
Standard Rate Monday – Sunday (before 6:00pm)	$29.82	$2.98	$32.80
Standard Rate Monday – Sunday (after 6:00pm)	$40.55	$4.05	$44.60
Community Rate Monday – Sunday (before 6:00pm)	$14.45	$1.45	$15.90
Community Rate Monday – Sunday (after 6:00pm)	$20.05	$2.00	$22.05
Support Group Rate Monday – Sunday (before 6:00pm)	$6.05	$0.60	$6.65
Support Group Rate Monday – Sunday (after 6:00pm)	$7.91	$0.79	$8.70
Key Deposit	$50.00	$0.00	$50.00
Refundable Bond	$200.00	$0.00	$200.00
Refundable Bond for "high risk" functions. This increased bond may be imposed at the discretion of Council staff.	$500.00	$0.00	$500.00
Cancellation Fees			
28 days and greater prior to booking			25% of Hire Fee Min. Fee: $0.10
From 14 days up to and including 27 days prior to booking			50% of Hire Fee Min. Fee: $0.10
Less than 14 days prior to booking			100% of Hire Fee Min. Fee: $0.10

Name	Year 18/19 Fee (excl. GST)	GST	Fee (incl. GST)

JIMMY LITTLE COMMUNITY CENTRE – Leichhardt

The rates below have been determined in accordance with the Reduced Fees and Fee Waiver Guidelines which determine eligibility and selection criteria for reduced fees:

– Community Rate – 50% of applicable fee
– Support Group Rate – 20% of applicable fee
– Fee Waiver – no charge

Main Hall

Standard Rate	$59.64	$5.96	$65.60
Community Rate	$29.82	$2.98	$32.80
Support Group Rate	$12.14	$1.21	$13.35
Standard Day Rate (8am – 6pm)	$227.27	$22.73	$250.00
Community Day Rate (8am – 6pm)	$113.64	$11.36	$125.00
Support Day Rate (8am – 6pm)	$45.45	$4.55	$50.00

Meeting Room

Standard Rate	$34.95	$3.50	$38.45
Standard Day Rate (8am – 6pm)	$109.09	$10.91	$120.00
Community Rate	$16.77	$1.68	$18.45
Community Day Rate (8am – 6pm)	$54.55	$5.45	$60.00
Support Group Rate	$7.45	$0.75	$8.20
Support Day Rate (8am – 6pm)	$21.82	$2.18	$24.00
Key Deposit	$50.00	$0.00	$50.00
Refundable Bond	$200.00	$0.00	$200.00
Refundable Bond for "high risk" functions. This increased bond may be imposed at the discretion of Council staff.	$500.00	$0.00	$500.00

Cancellation Fees

28 days and greater prior to booking			25% of Hire Fee Min. Fee: $0.10
From 14 days up to and including 27 days prior to booking			50% of Hire Fee Min. Fee: $0.10
Less than 14 days prior to booking			100% of Hire Fee Min. Fee: $0.10

MARKET PLACE COMMUNITY ROOM – Leichhardt

The rates below have been determined in accordance with the Reduced Fees and Fee Waiver Guidelines which determine eligibility and selection criteria for reduced fees:

– Community Rate – 50% of applicable fee
– Support Group Rate – 20% of applicable fee
– Fee Waiver – no charge

Standard Rate	$26.55	$2.65	$29.20
Community Rate	$11.64	$1.16	$12.80
Support Group Rate	$5.14	$0.51	$5.65
Key Deposit	$50.00	$0.00	$50.00

Name	Year 18/19 Fee (excl. GST)	GST	Fee (incl. GST)

HANNAFORD COMMUNITY CENTRE – Leichhardt

The rates below have been determined in accordance with the Reduced Fees and Fee Waiver Guidelines which determine eligibility and selection criteria for reduced fees:

– Community Rate – 50% of applicable fee
– Support Group Rate – 20% of applicable fee
– Fee Waiver – no charge

Key Deposit	$50.00	$0.00	$50.00
Refundable Bond	$200.00	$0.00	$200.00
Refundable Bond for "high risk" functions. This increased bond may be imposed at the discretion of Council staff.	$500.00	$0.00	$500.00

1st Floor – Heffernan Hall

Standard Rate	$69.41	$6.94	$76.35
Community Rate	$34.95	$3.50	$38.45
Support Group Rate	$14.00	$1.40	$15.40
Standard Day Rate (8am – 6pm)	$204.55	$20.45	$225.00
Community Day Rate (8am – 6pm)	$102.27	$10.23	$112.50
Support Day Rate (8am – 6pm)	$40.91	$4.09	$45.00

Ground Floor – Activity Room

Standard Rate	$54.05	$5.40	$59.45
Community Rate	$27.00	$2.70	$29.70
Support Group Rate	$11.18	$1.12	$12.30
Standard Day Rate (8am – 6pm)	$158.18	$15.82	$174.00
Community Day Rate (8am – 6pm)	$79.09	$7.91	$87.00
Support Day Rate (8am – 6pm)	$31.82	$3.18	$35.00

Ground Floor – Therapy Room

Standard Rate	$23.32	$2.33	$25.65
Community Rate	$11.64	$1.16	$12.80
Support Group Rate	$4.68	$0.47	$5.15

2nd Floor – Meeting Room

Standard Rate	$34.95	$3.50	$38.45
Community Rate	$17.68	$1.77	$19.45
Support Group Rate	$7.45	$0.75	$8.20

2nd Floor – Meeting Room & Lounge

Standard Rate	$59.64	$5.96	$65.60
Community Rate	$29.82	$2.98	$32.80
Support Group Rate	$12.14	$1.21	$13.35

Name	Year 18/19 Fee (excl. GST)	GST	Fee (incl. GST)
Cancellation Fees			
28 days and greater prior to booking			25% of Hire Fee Min. Fee: $0.10
From 14 days up to and including 27 days prior to booking			50% of Hire Fee Min. Fee: $0.10
Less than 14 days prior to booking			100% of Hire Fee Min. Fee: $0.10

CLONTARF COTTAGE – Leichhardt

The rates below have been determined in accordance with the Reduced Fees and Fee Waiver Guidelines which determine eligibility and selection criteria for reduced fees:

– Community Rate – 50% of applicable fee
– Support Group Rate – 20% of applicable fee
– Fee Waiver – no charge

Standard Rate	$64.77	$6.48	$71.25
Standard Day Rate (8am – 6pm)	$227.27	$22.73	$250.00
Community Rate	$32.59	$3.26	$35.85
Community Day Rate (8am – 6pm)	$113.64	$11.36	$125.00
Support Group Rate	$13.05	$1.30	$14.35
Support Day Rate (8am – 6pm)	$45.45	$4.55	$50.00
Standard Exhibitions	$59.64	$5.96	$65.60
Key Deposit	$50.00	$0.00	$50.00
Refundable Bond	$200.00	$0.00	$200.00
Refundable Bond for "high risk" functions. This increased bond may be imposed at the discretion of Council staff.	$500.00	$0.00	$500.00

Cancellation Fees

28 days and greater prior to booking			25% of Hire Fee Min. Fee: $0.10
From 14 days up to and including 27 days prior to booking			50% of Hire Fee Min. Fee: $0.10
Less than 14 days prior to booking			100% of Hire Fee Min. Fee: $0.10

WHITES CREEK COTTAGE – Leichhardt

The rates below have been determined in accordance with the Reduced Fees and Fee Waiver Guidelines which determine eligibility and selection criteria for reduced fees:

– Community Rate – 50% of applicable fee
– Support Group Rate – 20% of applicable fee
– Fee Waiver – no charge

Key Deposit	$50.00	$0.00	$50.00
Refundable Bond	$200.00	$0.00	$200.00
Refundable Bond for "high risk" functions. This increased bond may be imposed at the discretion of Council staff.	$500.00	$0.00	$500.00

Name	Year 18/19 Fee (excl. GST)	GST	Fee (incl. GST)
Melaleuca Room			
Hourly hire – available from 8:30am to 6:00pm			
Melaleuca room – Standard Rate	$40.55	$4.05	$44.60
Melaleuca room – Community Rate	$19.59	$1.96	$21.55
Melaleuca room – Support Group Rate	$8.36	$0.84	$9.20
Day Rate (8.30am – 6pm) – Standard Rate	$158.18	$15.82	$174.00
Day Rate (8.30am – 6pm) – Community Rate	$79.09	$7.91	$87.00
Day Rate (8.30am – 6pm) – Support Group Rate	$31.82	$3.18	$35.00
The Stables			
Hourly hire – available from 8:30am to 6:00pm			
Stables – Standard Rate	$22.73	$2.27	$25.00
Stables – Community Rate	$11.36	$1.14	$12.50
Stables – Support Group Rate	$4.55	$0.45	$5.00
Day Rate (8.30am – 6pm) – Standard Rate	$104.55	$10.45	$115.00
Day Rate (8.30am – 6pm) – Community Rate	$52.27	$5.23	$57.50
Day Rate (8.30am – 6pm) – Support Group Rate	$22.73	$2.27	$25.00
Cancellation Fees			
Hourly hire – available from 8:30am to 6:00pm			
28 days and greater prior to booking			25% of Hire Fee Min. Fee: $0.10
From 14 days up to and including 27 days prior to booking			50% of Hire Fee Min. Fee: $0.10
Less than 14 days prior to booking			100% of Hire Fee Min. Fee: $0.10

TOWN HALLS – Leichhardt

Leichhardt Town Hall

Rates are based on the actual time hall is occupied (including set up and pack up time), not on the trading hours or the function time

Hours of use of the hall are restricted to 8am – 12 midnight, however if goods are stored overnight for removal the next day, the applicable rate for the next day is payable

Goods cannot be delivered or removed outside of the hours of use

The rates have been determined in accordance with the Reduced Fees and Fee Waiver Guidelines which determine eligibility and selection criteria for reduced fees:

– Community Rate – 50% of applicable fee
– Support Group Rate – 20% of applicable fee
– Fee Waiver – no charge

Fire alarm call out fee (false alarm to be passed onto hirers)	$1,369.77	$136.98	$1,506.75
Refundable Bond	$500.00	$0.00	$500.00
Refundable Bond – "High Risk" Functions (this increased bond may be imposed at the discretion of Council staff)	$1,000.00	$0.00	$1,000.00

Name	Year 18/19 Fee (excl. GST)	GST	Fee (incl. GST)
Weekdays			
Whole Day (8:00am – 12 Midnight)	$1,044.55	$104.45	$1,149.00
Day (8:00am – 5:00pm)	$580.45	$58.05	$638.50
Evening (5:00pm – 12 Midnight)	$779.09	$77.91	$857.00
1/2 day rate (maximum 4.5 hours between the hours of 8:00am to 5:00pm)	$422.73	$42.27	$465.00
Hourly rate (additional hours as part of a longer hire)	$84.55	$8.45	$93.00
Weekends & Public Holidays			
Whole Day (8:00am – 12 Midnight)	$1,612.05	$161.20	$1,773.25
Day (8:00am – 5:00pm)	$908.50	$90.85	$999.35
Evening (5:00pm – 12 Midnight)	$1,136.82	$113.68	$1,250.50
1/2 day rate (maximum 4.5 hours between the hours of 8am to 5.00pm)	$647.59	$64.76	$712.35
Hourly rate (additional hours in a given day as part of a longer hire)	$87.14	$8.71	$95.85
Cancellation Fees			
28 days and greater prior to booking			25% of Hire Fee Min. Fee: $0.10
From 14 days up to and including 27 days prior to booking			50% of Hire Fee Min. Fee: $0.10
Less than 14 days prior to booking			100% of Hire Fee Min. Fee: $0.10

Annandale Downstairs Back Hall

The rates have been determined in accordance with the Reduced Fees and Fee Waiver Guidelines which determine eligibility and selection criteria for reduced fees:

– Community Rate – 50% of applicable fee
– Support Group Rate – 20% of applicable fee
– Fee Waiver – no charge

Whole Day (8:00am – 12 Midnight)	$465.91	$46.59	$512.50
Day (8:00am – 6:00pm)	$232.95	$23.30	$256.25
Evening (6:00pm – 12 Midnight)	$263.23	$26.32	$289.55
Monday – Friday (before 6:00pm)	$79.18	$7.92	$87.10
Monday – Friday (after 6:00pm)	$130.45	$13.05	$143.50
Saturday	$130.45	$13.05	$143.50
Sunday & Public Holidays	$137.45	$13.75	$151.20
Refundable Bond	$500.00	$0.00	$500.00
Refundable Bond – "High Risk" Functions (this increased bond may be imposed at the discretion of Council staff)	$1,000.00	$0.00	$1,000.00
Cancellation Fees			
28 days and greater prior to booking			25% of Hire Fee Min. Fee: $0.10
From 14 days up to and including 27 days prior to booking			50% of Hire Fee Min. Fee: $0.10
Less than 14 days prior to booking			100% of Hire Fee Min. Fee: $0.10

Name	Year 18/19 Fee (excl. GST)	GST	Fee (incl. GST)

Balmain Town Hall

The rates have been determined in accordance with the Reduced Fees and Fee Waiver Guidelines which determine eligibility and selection criteria for reduced fees:

– Community Rate – 50% of applicable fee
– Support Group Rate – 20% of applicable fee
– Fee Waiver – no charge

Commercial rate – 8:00am – 12 Midnight (daily rate)	$750.00	$75.00	$825.00
Commercial rate – 8:00am – 6:00pm (half day rate)	$354.55	$35.45	$390.00
Commercial rate – 6:00pm – 12 Midnight (evening rate)	$450.00	$45.00	$495.00
Commercial rate – before 6:00pm (hourly rate)	$121.14	$12.11	$133.25
Commercial rate – after 6:00pm (hourly rate)	$153.77	$15.38	$169.15
Fire alarm call out fee (false alarm to be passed onto hirers)	$1,369.77	$136.98	$1,506.75

Hiring Fees for PA Equipment

Only one fee payable for items returned at the same time

PA technician/operator	$142.09	$14.21	$156.30
Mackie Sound System – Commercial Rate	$724.50	$72.45	$796.95
Drum kit Microphones – Commercial Rate	$59.64	$5.96	$65.60
Three Channel DJ Mixer – Commercial Rate	$89.00	$8.90	$97.90
Refundable Bond	$500.00	$0.00	$500.00
Refundable Bond – "High Risk" Functions (this increased bond may be imposed at the discretion of Council staff)	$1,000.00	$0.00	$1,000.00

Cancellation Fees

28 days and greater prior to booking			25% of Hire Fee Min. Fee: $0.10
From 14 days up to and including 27 days prior to booking			50% of Hire Fee Min. Fee: $0.10
Less than 14 days prior to booking			100% of Hire Fee Min. Fee: $0.10

Balmain Town Hall Meeting Room

Up to 100 people

8:00am – 12 Midnight (daily rate)	$256.27	$25.63	$281.90
8:00am – 6:00pm (half day rate)	$128.14	$12.81	$140.95
6:00pm – 12 Midnight (evening rate)	$179.36	$17.94	$197.30
Monday – Sunday before 6:00pm (hourly rate)	$56.36	$5.64	$62.00
Monday – Sunday after 6:00pm (hourly rate)	$61.50	$6.15	$67.65
Refundable Bond	$500.00	$0.00	$500.00

Name	Year 18/19 Fee (excl. GST)	GST	Fee (incl. GST)
Cancellation Fees			
28 days and greater prior to booking			25% of Hire Fee Min. Fee: $0.10
From 14 days up to and including 27 days prior to booking			50% of Hire Fee Min. Fee: $0.10
Less than 14 days prior to booking			100% of Hire Fee Min. Fee: $0.10

HALL & VENUE HIRE – Marrickville

Explanatory Notes	Explanatory Notes
Category 1: Commercial/private hirer	Category 1: Commercial/private hirer. Any hirer who cannot produce a concession/health card or Not-For-Profit evidence of Incorporation fall under this Category. All commercial hirers need to provide evidence of: – Public Liability Insurance Private hirers are covered by Council's Public Liability Insurance.
Any hirer who cannot produce a concession/health card or Not-For-Profit evidence of Incorporation fall under this Category. All commercial hirers need to provide evidence of: – Public Liability Insurance Private hirers are covered by Council's Public Liability Insurance	
Category 2: Not-for-profit (NFP)	Category 2: Not-for-profit (NFP). These organisations need to provide: – Certificate of Incorporation – Public Liability Insurance One (1) session of four (4) hours per day available for Category 2 hirers between Monday to Sunday at the Community Meeting Rooms, and Monday to Friday (until 5pm Friday) at the Town Halls. Additional hours/days will be charged at Category 1 rates. Political parties and State Government fall under this Category, and need to provide Public Liability Insurance only. Artists also fall under this category subject to the primary purpose of hire being a non-commercial, creative activity and the hirer is able to demonstrate history of creative practice. Artists do not need to provide evidence of public liability insurance.
These organisations need to provide: – Certificate of Incorporation – Public Liability Insurance One (1) session of four (4) hours per day available for Category 2 hirers between Monday to Sunday at the Community Meeting Rooms, and Monday to Friday (until 5pm Friday) at the Town Halls. Additional hours/days will be charged at Category 1 rates. Political parties and State Government fall under this Category, and need to provide Public Liability Insurance only. Artists also fall under this category subject to the primary purpose of hire being a non-commercial, creative activity and the hirer is able to demonstrate history of creative practice. Artists do not need to provide evidence of public liability insurance.	

continued on next page ..

Name	Year 18/19 Fee (excl. GST)	GST	Fee (incl. GST)

HALL & VENUE HIRE – Marrickville [continued]

Category 3: Not-for-profit charging members (NFPCM)	Category 3: Not-for-profit charging members (NFPCM). These organisations are NFPs whom charge members to attend their event. These include but are not limited to charging for a service (i.e.. dancing), entry to the event etc. These organisations need to provide: – Certificate of Incorporation – Public Liability Insurance One (1) session of four (4) hours per day available for Category 3 hirers between Monday to Sunday at the Community Meeting Rooms, and Monday to Friday (until 5pm Friday) at the Town Halls. Additional hours/days will be charged at Category 1 rates.
These organisations are NFPs whom charge members to attend their event. These include but are not limited to charging for a service (i.e.. dancing), entry to the event etc. These organisations need to provide: – Certificate of Incorporation – Public Liability Insurance One (1) session of four (4) hours per day available for Category 3 hirers between Monday to Sunday at the Community Meeting Rooms, and Monday to Friday (until 5pm Friday) at the Town Halls. Additional hours/days will be charged at Category 1 rates.	
Category 4: Pension/Concession card holder	Category 4: Pension/Concession card holder. To be eligible to use a pensioner/health card to make a venue booking you must fulfil the following criteria: – Must provide evidence of a valid pensioner/health card and provide a copy at time of booking – Must reside within the Marrickville area and provide evidence of residential address – Must be holding the event for yourself, or be the guardian/carer of the person under 18 who the event is for.
To be eligible to use a pensioner/health card to make a venue booking you must fulfil the following criteria: – Must provide evidence of a valid pensioner/health card and provide a copy at time of booking – Must reside within the Marrickville area and provide evidence of residential address – Must be holding the event for yourself, or be the guardian/carer of the person under 18 who the event is for	
Category 5: Unincorporated Community Organisations	Category 5: Unincorporated Community Organisations. These organisations need to provide: reasonable evidence that the group is community based, e.g. letter of reference, website, letterhead. One (1) session of four (4) hours per day available for Category 5 hirers between Monday to Sunday at the Community Meeting Rooms, and Monday to Friday (until 5pm Friday) at the Town Halls. Additional hours/days will be charged at Category 1 rates.
These organisations need to provide: Reasonable evidence that the group is community based, e.g. letter of reference, website, letterhead. One (1) session of four (4) hours per day available for Category 5 hirers between Monday to Sunday at the Community Meeting Rooms, and Monday to Friday (until 5pm Friday) at the Town Halls. Additional hours/days will be charged at Category 1 rates.	
Consecutive Days	Consecutive Days
Consecutive days hire require a minimum of twelve (12) hours hire at the Town Halls and eight (8) hours hire at the Community Meeting Rooms each day to retain the venue overnight.	Consecutive days hire require a minimum of twelve (12) hours hire at the Town Halls and eight (8) hours hire at the Community Meeting Rooms each day to retain the venue overnight.
Annual Request for regular hire	Annual Request for regular hire

continued on next page ..

Name	Year 18/19 Fee (excl. GST)	GST	Fee (incl. GST)

HALL & VENUE HIRE – Marrickville [continued]

An annual request for applications for the allocation of venues for regular hire is conducted. Payment of regular hire will be by invoice. Additional dates/times requested need to be paid at the time of booking.			An annual request for applications for the allocation of venues for regular hire is conducted. Payment of regular hire will be by invoice. Additional dates/times requested need to be paid at the time of booking.
Bonds			Bonds
Bonds for Community Meeting Rooms by NFP and NFPCM who are processed through the annual request for regular hire of venues are not required.			Bonds for Community Meeting Rooms by NFP and NFPCM who are processed through the annual request for regular hire of venues are not required.
All bonds to be paid at time of booking. Bond will be refunded to the individual who has made the bond payment by cheque. Bond may be withheld if Terms and Conditions of Venue Hire are not adhered to. Council will charge additional costs i.e., damage to the venue as a result of the hire, overstay of time hired, additional cleaning costs, set up of hall etc. if the Terms and Conditions are not followed. Hirer's may be required to pay additional costs if the bond is not sufficient for the damage/repair required.			All bonds to be paid at time of booking. Bond will be refunded to the individual who has made the bond payment by cheque. Bond may be withheld if Terms and Conditions of Venue Hire are not adhered to. Council will charge additional costs i.e., damage to the venue as a result of the hire, overstay of time hired, additional cleaning costs, set up of hall etc. if the Terms and Conditions are not followed. Hirer's may be required to pay additional costs if the bond is not sufficient for the damage/repair required.
The amount listed in the Fees and Charges for each venue is a minimum bond only. The Director of Community Services may increase the bond amount as appropriate to the nature of the activity and potential risk to Council Venues.			The amount listed in the Fees and Charges for each venue is a minimum bond only. The Director of Community Services may increase the bond amount as appropriate to the nature of the activity and potential risk to Council Venues.
Cancellations			Cancellations
All bookings are to be paid in full at time of booking. Cancellations of more than one (1) month prior to date of the hire incur a penalty of 50% of the hire fee costs. Cancellations of less than 1 month prior to the date of the function incur a penalty of 100% of the hire fee.			All bookings are to be paid in full at time of booking. Cancellations of more than one (1) month prior to date of the hire incur a penalty of 50% of the hire fee costs. Cancellations of less than 1 month prior to the date of the function incur a penalty of 100% of the hire fee.
Out Of Hours Opening Fee – Monday to Friday	$328.45	$32.85	$361.30
Out Of Hours Opening Fee – Saturday to Sunday	$382.05	$38.20	$420.25
Fire Brigade Fee – charges incurred for Fire Brigade attendance due activity by hirer	$1,369.77	$136.98	$1,506.75
Security Fee – charges incurred for Security attendance due to activity by hirer			At Cost Plus 10%

TOWN HALLS – Marrickville

Petersham and Marrickville Town Halls Hire

Category 1

Monday to Friday (before 5pm Friday) – hourly rate	$104.82	$10.48	$115.30
Friday 5pm – Saturday 1am	$1,146.14	$114.61	$1,260.75
Saturday, Sunday and Public Holidays 6 hour block	$1,052.95	$105.30	$1,158.25
Saturday, Sunday and Public Holidays per day(all day charge from 6am – 1am)	$2,105.91	$210.59	$2,316.50

Petersham Town Hall Old Council Chambers

Monday to Friday (before 5pm Friday) – hourly rate	$67.09	$6.71	$73.80
Friday 5pm – Saturday 1am	$191.00	$19.10	$210.10
Saturday, Sunday and Public Holidays per day (all day charge from 6am – 1am)	$172.41	$17.24	$189.65

Name	Year 18/19 Fee (excl. GST)	GST	Fee (incl. GST)
Category 2			
Monday to Friday (before 5pm Friday) – hourly rate	$0.00	$0.00	$0.00
Friday 5pm – Saturday 1am	$573.09	$57.31	$630.40
Saturday, Sunday and Public Holidays 6 hour block	$477.55	$47.75	$525.30
Saturday, Sunday and Public Holidays per day (all day charge from 6am – 1am)	$1,052.95	$105.30	$1,158.25
Category 3			
Monday to Friday (before 5pm Friday) – hourly rate	$27.95	$2.80	$30.75
Friday 5pm – Saturday 1am	$573.09	$57.31	$630.40
Saturday, Sunday and Public Holidays 6 hour block	$477.55	$47.75	$525.30
Saturday, Sunday and Public Holidays per day (all day charge from 6am – 1am)	$1,052.95	$105.30	$1,158.25
Category 4			
Monday to Friday (before 5pm Friday) – hourly rate	$104.82	$10.48	$115.30
Friday 5pm – Saturday 1am	$1,146.14	$114.61	$1,260.75
Saturday, Sunday and Public Holidays 6 hour block	$1,052.95	$105.30	$1,158.25
Saturday, Sunday and Public Holidays per day (all day charge from 6am – 1am)	$2,105.91	$210.59	$2,316.50
Category 5			
Monday to Friday (before 5pm Friday) – hourly rate	$0.00	$0.00	$0.00
Friday 5pm – Saturday 1am	$573.09	$57.31	$630.40
Saturday, Sunday and Public Holidays 6 hour block	$477.55	$47.75	$525.30
Saturday, Sunday and Public Holidays per day (all day charge from 6am – 1am)	$1,052.95	$105.30	$1,158.25
Bond – Town Halls			
Bond	$1,500.00	$0.00	$1,500.00

Community Meeting Rooms

Herb Greedy, Seaview Street Hall, St Peters Town Hall Level 1, Yanada Room & Camperdown Park Meeting Room

Category 1			
Monday to Sunday – hourly rate	$67.09	$6.71	$73.80
Category 2			
Monday to Sunday – hourly rate	$0.00	$0.00	$0.00
Category 3			
Monday to Sunday – hourly rate	$19.09	$1.91	$21.00
Category 4			
Monday to Sunday – hourly rate	$9.32	$0.93	$10.25

Name	Year 18/19 Fee (excl. GST)	GST	Fee (incl. GST)
Category 5			
Monday to Sunday – hourly rate	$0.00	$0.00	$0.00
Bond – community Meeting Room			
Bond	$500.00	$0.00	$500.00
Small Community Meeting Rooms			
St Peters Town Hall Ground Floor			
Category 1			
Monday to Sunday – hourly rate	$33.55	$3.35	$36.90
Category 2			
Monday to Sunday – hourly rate	$0.00	$0.00	$0.00
Category 3			
Monday to Sunday – hourly rate	$9.32	$0.93	$10.25
Category 4			
Monday to Sunday – hourly rate	$9.32	$0.93	$10.25
Category 5			
Monday to Sunday – hourly rate	$0.00	$0.00	$0.00
Bond – community Meeting Room			
Bond	$500.00	$0.00	$500.00
Lost Key/swipe charge (all venues)			
Lost Key	$153.77	$15.38	$169.15
Chrissie Cotter Gallery			
Artists / Performers – including local artists and performers; and non-local artists and performers mounting exhibitions / performances of interest to the Marrickville community	15% commission on all work sold and 15% commission of any door fees for performances; GST as applicable		
Artist / Performers – Bond and Key Deposit	$229.60	$0.00	$229.60
Enmore Resource Centre Rent			
Key fee – per key			Not Applicable
Bond			Not Applicable
Use per hour or part thereof			Not Applicable

Name	Year 18/19 Fee (excl. GST)	GST	Fee (incl. GST)
TOM FOSTER COMMUNITY CARE – Marrickville			
Food Services			
Meals on Wheels Service – main meal	$8.40	$0.00	$8.40
Meals on Wheels – full cost service (ineligible for subsidised rate)	$11.60	$0.00	$11.60
Meals on Wheels Service – sandwich	$2.70	$0.00	$2.70
Meals on Wheels Service – dessert	$2.50	$0.00	$2.50
Meals on Wheels Service – drink	$0.80	$0.00	$0.80
Centre Based Meals Service* and Take Away Meals Service* (per meal pack)	$8.40	$0.00	$8.40
*There is also capacity to vary the cost of these services based on actual cost plus margin to cover overheads and GST. A quotation will be provided prior to the order being confirmed			
Bulk Meals Service – meal only (per meal)	$8.40	$0.00	$8.40
Catering for functions, training days and special events/celebrations*	Based on quotation comprising actual cost plus margin to cover overheads, including kitchen and transport plus GST		
Training and Resources	Based on quotation comprising actual cost plus 10% margin to cover administration costs		
Activities Program			
Fee for participation in activities conducted by a professional tutor e.g.. Tai Chi, Cooking Classes – per person	$2.73	$0.27	$3.00
Fee for provision of services by health professionals e.g.. podiatry, nutritionist – per person	To be set for each service based on the actual cost of the service less a subsidy to be determined.		
Bus & Driver Hire			
Senior Groups Outings – per person	$4.09	$0.41	$4.50
Local Trips – One Pick Up and Drop Off Point – per group – full day or part there of	$50.91	$5.09	$56.00
Local Trips – Individual Pick Up and Drop Off – per group – at an additional 15% of Local Trips-One Pick and Drop Off point – full day or part there of	$59.09	$5.91	$65.00
Day Trips* – One Pick Up and Drop Off Point – per group – full day or part there of	$135.09	$13.51	$148.60
*Day Trips are any trips outside of Marrickville LGA			
Day Trips* – Individual Pick Up and Drop Off – per group – at an additional 15% of Day Trips-One Pick and Drop Off point – full day or part there of	$156.09	$15.61	$171.70
*Day Trips are any trips outside of Marrickville LGA			
COMMUNITY BUS – Ashfield			
Community Bus Non-Profit – Community groups			TBC

Name	Year 18/19 Fee (excl. GST)	GST	Fee (incl. GST)

COMMUNITY BUS – Leichhardt

The minimum hire period is 3 hours

Starting Time: Hiring time starts from the Balmain Depot (where a daily 30 minutes bus safety check is undertake prior to the bus trip).

Finishing Time: When the bus returns to the Balmain Depot.

The boundary for the bus trips are Gosford to the north, Springwood to the west, and Wollongong to the south (unless special arrangements are made with the Community Bus Co-ordinator)

In addition to the hourly rate, user groups will be charged an additional fee to cover fuel costs. This fee will be based on a sliding scale of kilometres travelled.

A 25% surcharge applies to non-Leichhardt based community groups (as per the community bus eligibility guidelines)

Monday– Friday (7am – 4pm)	$16.32	$1.63	$17.95
Monday – Friday (before 9am and after 4pm)	$41.00	$4.10	$45.10
Saturday (Sunday rates after 3hrs on Saturday)	$41.00	$4.10	$45.10
Sunday	$65.68	$6.57	$72.25
50kms or less	$21.41	$2.14	$23.55
51kms – 100kms	$43.32	$4.33	$47.65
101kms – 150kms	$57.32	$5.73	$63.05
151kms – 200kms	$86.18	$8.62	$94.80
201kms – 250kms	$95.50	$9.55	$105.05
251kms – 300kms	$111.82	$11.18	$123.00
301kms – 350kms	$139.77	$13.98	$153.75
351kms or more	$167.73	$16.77	$184.50
Cancellation Fee (this applies to all bookings cancelled without minimum 5 working days notice)	$57.32	$5.73	$63.05

Community Bus (11 seater)

Community bus (11 seater)	TBD

HOME MAINTENANCE & MODIFICATION SERVICE – Leichhardt

Materials

Fee waivers/reductions are offered in case of hardship.

Materials	At Cost Min. Fee: $0.10

Labour

Handyperson	$30.00	$0.00	$30.00
Carpenter service	$35.00	$0.00	$35.00
Plumber service	$40.00	$0.00	$40.00
Full Cost Service (Ineligible for subsidised rate)	$54.55	$5.45	$60.00

Item 5

Name	Year 18/19 Fee (excl. GST)	GST	Fee (incl. GST)

HANDYPERSON & GARDENING SERVICE – Leichhardt

Materials

Materials			At Cost Min. Fee: $0.10

Labour

Residents receiving an Aged or Disability pension; subsidised by Council

Labour Fees Are Charged For A Minimum Of One Hour

Additional Hours Are Charged In 30 Minute Increments At A Pro Rata Rate

Handyperson Service	$30.00	$0.00	$30.00
Full Cost Service (Residents receiving no Aged or Disability pension)	$45.45	$4.55	$50.00
Seniors Home mowing and gardening service		see new fee structure above	

Name	Year 18/19 Fee (excl. GST)	GST	Fee (incl. GST)

AQUATIC & RECREATION FACILITIES & SERVICES

ASHFIELD AQUATIC CENTRE

Closed for major redevelopment – reopening in 2020			

LEICHHARDT PARK AQUATIC CENTRE

Pool Entry

To be eligible for a Family pool entry, adults must be parents or guardians of the children, or alternatively they must be adults who live with the children in the same domestic dwelling.

Adults	$7.73	$0.77	$8.50
Children under 5 years			No Charge
Children 5 – 16 years	$5.91	$0.59	$6.50
Full time student (ID required)	$5.91	$0.59	$6.50
Sports Club Entry	$6.09	$0.61	$6.70
Family A (1 Adult with up to 3 Children aged 5 – 16 years)	$16.36	$1.64	$18.00
Each additional child	$2.64	$0.26	$2.90
Family B (2 Adults with up to 3 Children aged 5 – 16 years)	$20.00	$2.00	$22.00
Each additional child	$2.64	$0.26	$2.90
Each additional adult	$3.55	$0.35	$3.90
Adults 20 visits	$125.82	$12.58	$138.40
Adults 50 visits	$316.82	$31.68	$348.50
Children 20 visits	$92.55	$9.25	$101.80
Seniors Swim 20 visits	$72.73	$7.27	$80.00
Family A 20 visits (1 Adult with up to 3 Children aged 5-16 years)	$242.27	$24.23	$266.50
Each additional child	$50.91	$5.09	$56.00
Family B 20 visits (2 Adults with up to 3 Children aged 5-16 years)	$301.00	$30.10	$331.10
Each additional child	$50.91	$5.09	$56.00
Each additional adult	$75.91	$7.59	$83.50
Seniors Concession	$4.09	$0.41	$4.50
General Concession	$0.91	$0.09	$1.00
Bulk Purchase – General Concession	$19.18	$1.92	$21.10
Visitors	$3.73	$0.37	$4.10
Visitors (Cafe & for School Carnivals)			No Charge
School groups (including school carnivals)	$4.91	$0.49	$5.40
Non swimming parents attending LTS lessons (up to 2 Parents)			No Charge
Parent accompanying a non-paying child (under 5 years) is required to purchase an adult swim entry for safety reasons	$7.73	$0.77	$8.50
Volunteers assisting people with disabilities			No Charge
Swim Fitness passport Program	$6.18	$0.62	$6.80

Name	Year 18/19 Fee (excl. GST)	GST	Fee (incl. GST)
Health & Fitness Classes (casual use, fee includes free pool entry)			
Teen gym swimming not included Over 14 and under 16 must be accompanied by parent or Guardian Over 14 and under 16 has activity restrictions			
Aerobics	$23.00	$2.30	$25.30
Aqua aerobics	$23.00	$2.30	$25.30
Circuits	$23.00	$2.30	$25.30
Gym	$23.00	$2.30	$25.30
Yoga	$23.00	$2.30	$25.30
Pilates	$23.00	$2.30	$25.30
Self Defence (adults)	$23.00	$2.30	$25.30
Self Defence (children)	$13.45	$1.35	$14.80
Other general casual fitness classes	$23.00	$2.30	$25.30
Discounted fee for above classes for members of Dawn Fraser Baths and members of LPAC that have a package that does not include the particular class	$21.18	$2.12	$23.30
Bulk purchase 20 visits for above programs	$289.91	$28.99	$318.90
Teen Gym over 14 to 18	$5.00	$0.50	$5.50
Teen Gym over 14 to 18	$50.00	$5.00	$55.00
Health fitness passport program	$9.27	$0.93	$10.20
Personal Training (individual one customer per trainer)	$66.18	$6.62	$72.80
(10 session 3/4 hour standard rate)	$578.68	$57.87	$636.55
Off peak GOLD membership (allows full use of GYM, all wet & dry programs & use of the pools Monday to Friday 12.00 pm till 4.00 pm)			
Allows full use of gym, all wet and dry programs, and use of the pools Monday to Friday 12pm till 4pm * Direct debit transaction fees will apply – see below			
1 month	$99.68	$9.97	$109.65
3 months	$205.00	$20.50	$225.50
6 months	$312.18	$31.22	$343.40
12 months	$545.14	$54.51	$599.65
Direct Debit payment option – 12 months minimum commitment *	$21.18	$2.12	$23.30
Flexible Direct Debit payment option – no fixed term, minimum 2 months membership. The fortnightly direct debit payment may be terminated with 30 days notice.*	$24.09	$2.41	$26.50
Rate for Special Nominated Programs (seniors & schools)	$9.55	$0.95	$10.50
10 Pack	$86.82	$8.68	$95.50
20 Pack	$174.73	$17.47	$192.20
Non Swimming spectators attending LTS lessons (up to 2 people)	$0.00	$0.00	$0.00
Massage	$79.73	$7.97	$87.70
Massage	$54.73	$5.47	$60.20

Name	Year 18/19 Fee (excl. GST)	GST	Fee (incl. GST)
Personal Training (individual one customer per trainer)			
The above rates will be discounted by the following amounts for groups:			
1 session (hourly) standard rate	$80.64	$8.06	$88.70
10 sessions (hourly) standard rate	$698.86	$69.89	$768.75
1 session (1/2 hourly) standard rate	$52.82	$5.28	$58.10
10 sessions (1/2 hourly) standard rate	$465.91	$46.59	$512.50
Bootcamp Program (Members)	$139.77	$13.98	$153.75
Bootcamp Program (Non Members)	$274.91	$27.49	$302.40
Bootcamp Shirt (Members and Non Members)	$40.27	$4.03	$44.30
Group Personal Training			
1 Session (hourly)			
Group of 2 persons 20% (i.e. each person will pay 80% of the standard rate)	$64.27	$6.43	$70.70
Group of 3 persons 30% (i.e. each person will pay 70% of the standard rate)	$56.64	$5.66	$62.30
Group of 4 or more persons 40% (i.e. each person will pay 60% of the standard rate)	$48.91	$4.89	$53.80
10 Sessions (hourly)			
Group of 2 persons 20% (i.e. each person will pay 80% of the standard rate)	$556.77	$55.68	$612.45
Group of 3 persons 30% (i.e. each person will pay 70% of the standard rate)	$486.86	$48.69	$535.55
Group of 4 or more persons 40% (i.e. each person will pay 60% of the standard rate)	$417.45	$41.75	$459.20
1 Session (Half hourly)			
Group of 2 persons 20% (i.e. each person will pay 80% of the standard rate)	$42.27	$4.23	$46.50
Group of 3 persons 30% (i.e. each person will pay 70% of the standard rate)	$35.45	$3.55	$39.00
Group of 4 or more persons 40% (i.e. each person will pay 60% of the standard rate)	$30.73	$3.07	$33.80
10 Sessions (Half hourly)			
Group of 2 persons 20% (i.e. each person will pay 80% of the standard rate)	$372.73	$37.27	$410.00
Group of 3 persons 30% (i.e. each person will pay 70% of the standard rate)	$326.14	$32.61	$358.75
Group of 4 or more persons 40% (i.e. each person will pay 60% of the standard rate)	$279.55	$27.95	$307.50
Nutrition consultation			
Initial consultation	$116.50	$11.65	$128.15
Subsequent consultations	$58.45	$5.85	$64.30
Fit Kid class	$5.27	$0.53	$5.80
Off Peak Programs (Nominated Hours)	$16.00	$1.60	$17.60
Off Peak Programs (Concession)	$13.45	$1.35	$14.80
Junior Gymmies	$10.73	$1.07	$11.80
Body Fat Test	$23.00	$2.30	$25.30
Fitness assessment program (other than assessments undertaken as part of memberships)	$82.55	$8.25	$90.80

Name	Year 18/19 Fee (excl. GST)	GST	Fee (incl. GST)
Triathlon/Adult fun squad/Aussie masters/Swim fit			
Per Class	$16.36	$1.64	$18.00
10 visits	$151.41	$15.14	$166.55
20 visits	$265.59	$26.56	$292.15
50 visits	$498.50	$49.85	$548.35
Exercise physiology(individual one customer per trainer)			
1 session standard rate (1 hour sessions)	$104.82	$10.48	$115.30
5 sessions standard rate (1 hour sessions)	$468.23	$46.82	$515.05
10 sessions standard rate (1 hour sessions)	$889.91	$88.99	$978.90
1 session standard rate 1/2 hourly sessions)	$66.27	$6.63	$72.90
5 sessions standard rate (1/2 hourly sessions)	$312.18	$31.22	$343.40
10 sessions standard rate (1/2 hourly sessions)	$577.73	$57.77	$635.50
Exercise Physiology Workcover Client (individual one customer per trainer):			Workcover Rate Min. Fee: $0.10
Special Health & fitness program			
Members	$53.36	$5.34	$58.70
Non Members	$107.18	$10.72	$117.90
Members	$64.27	$6.43	$70.70
Non Members	$127.68	$12.77	$140.45
Memberships (all with free pool entry to LPAC & Dawn Fraser Baths)			
Swim Only			
* Direct debit transaction fees will apply – see below			
1 month	$110.41	$11.04	$121.45
3 months	$274.91	$27.49	$302.40
6 months	$465.91	$46.59	$512.50
12 months	$852.59	$85.26	$937.85
Direct Debit payment option – 12 months minimum commitment *	$32.82	$3.28	$36.10
Flexible Direct Debit payment option – no fixed term, minimum 2 months membership. The fortnightly direct debit payment may be terminated with 30 days notice.*	$37.82	$3.78	$41.60
*Direct debit transaction fees will apply – see below			

Name	Year 18/19 Fee (excl. GST)	GST	Fee (incl. GST)
Family Swim A (1 adult & up to 2 children aged 5 – 16years. The adult must be the parent or guardian of the child, or alternatively an adult who lives with a child in the same domestic dwelling)			
1 Adult and up to 2 Children aged 5-16 years. The adult must be the parent or guardian of the child, or alternatively an adult who lives with the child in the same domestic dwelling			
* Direct debit transaction fees will apply – see below			
1 month	$163.09	$16.31	$179.40
each additional child	$48.00	$4.80	$52.80
3 months	$428.64	$42.86	$471.50
each additional child	$126.73	$12.67	$139.40
6 months	$559.09	$55.91	$615.00
each additional child	$163.09	$16.31	$179.40
12 months	$987.73	$98.77	$1,086.50
each additional child	$291.18	$29.12	$320.30
Direct Debit payment option – 12 months minimum commitment *	$38.36	$3.84	$42.20
each additional child	$11.00	$1.10	$12.10
Flexible Direct Debit payment option – no fixed term, minimum 2 months membership. The fortnightly direct debit payment may be terminated with 30 days notice.*	$43.64	$4.36	$48.00
each additional child	$12.73	$1.27	$14.00
*Direct debit transaction fees will apply – see below			
Family Swim B (2 adult & up to 2 children aged 5 – 16years. Adult must be the parents or guardian of the child, or alternatively an adult who lives with a child in the same domestic dwelling)			
2 Adults and up to 2 Children aged 5-16 years. Adults must be parents or guardians of the children, or alternatively they must be adults who live with the children in the same domestic dwelling			
* Direct debit transaction fees will apply – see below			
1 month	$224.59	$22.46	$247.05
each additional child	$47.00	$4.70	$51.70
3 months	$596.36	$59.64	$656.00
each additional child	$130.45	$13.05	$143.50
6 months	$780.41	$78.04	$858.45
each additional child	$163.09	$16.31	$179.40
12 months	$1,380.00	$138.00	$1,518.00
each additional child	$287.91	$28.79	$316.70
Direct Debit payment option – 12 months minimum commitment *	$53.45	$5.35	$58.80
each additional child	$11.00	$1.10	$12.10
Flexible Direct Debit payment option – no fixed term, minimum 2 months membership. The fortnightly direct debit payment may be terminated with 30 days notice.*	$61.36	$6.14	$67.50
each additional child	$12.73	$1.27	$14.00
*Direct debit transaction fees will apply – see below			

Name	Year 18/19 Fee (excl. GST)	GST	Fee (incl. GST)
GOLD membership (allows full use of Gym, all wet & dry program and use of the pools)			
Allows full use of gym, all wet and dry programs, and use of the pools			
* Direct debit transaction fees will apply – see below			
1 month	$200.32	$20.03	$220.35
3 months	$414.68	$41.47	$456.15
6 months	$624.32	$62.43	$686.75
12 months	$1,090.23	$109.02	$1,199.25
Direct Debit payment option – 12 months minimum commitment *	$41.82	$4.18	$46.00
Flexible Direct Debit payment option – no fixed term, minimum 2 months membership. The fortnightly direct debit payment may be terminated with 30 days notice.*	$48.00	$4.80	$52.80
*Direct debit transaction fees will apply – see below			
Family Gold A (1 adult & up to 2 children aged 5 – 16years. The adult must be the parent or guardian of the child, or alternatively an adult who lives with a child in the same domestic dwelling)			
1 Adult and up to 2 Children aged 5-16 years. The adult must be the parent or guardian of the child, or alternatively an adult who lives with the child in the same domestic dwelling			
* Direct debit transaction fees will apply – see below			
3 months	$545.14	$54.51	$599.65
each additional child	$118.82	$11.88	$130.70
6 months	$824.68	$82.47	$907.15
each additional child	$181.68	$18.17	$199.85
12 months	$1,435.00	$143.50	$1,578.50
each additional child	$312.18	$31.22	$343.40
Direct Debit payment option – 12 months minimum commitment *	$54.82	$5.48	$60.30
each additional child	$12.00	$1.20	$13.20
Flexible Direct Debit payment option – no fixed term, minimum 2 months membership. The fortnightly direct debit payment may be terminated with 30 days notice.*	$63.36	$6.34	$69.70
each additional child	$13.64	$1.36	$15.00
*Direct debit transaction fees will apply – see below			

Name	Year 18/19 Fee (excl. GST)	GST	Fee (incl. GST)
Family Gold B (2 adult & up to 2 children aged 5 – 16years. The adult must be the parent or guardian of the child, or alternatively an adult who lives with a child in the same domestic dwelling)			
2 Adults and up to 2 Children aged 5-16 years. Adults must be parents or guardians of the children, or alternatively they must be adults who live with the children in the same domestic dwelling			
* Direct debit transaction fees will apply – see below			
3 months	$852.59	$85.26	$937.85
each additional child	$118.82	$11.88	$130.70
6 months	$1,295.23	$129.52	$1,424.75
each additional child	$181.68	$18.17	$199.85
12 months	$2,236.36	$223.64	$2,460.00
each additional child	$312.18	$31.22	$343.40
Direct Debit payment option – 12 months minimum commitment *	$85.45	$8.55	$94.00
each additional child	$12.00	$1.20	$13.20
Flexible Direct Debit payment option – no fixed term, minimum 2 months membership. The fortnightly direct debit payment may be terminated with 30 days notice.*	$100.18	$10.02	$110.20
each additional child	$13.64	$1.36	$15.00
*Direct debit transaction fees will apply – see below			

Other Membership Fees

Note this fee does not apply to existing Gold members, nor does it apply to existing Gym Only, Dry Programs Only, Aqua Only or Swim Only members transferring to a Gold membership. It also does not apply to any person eligible for a concessional membership (criteria set out below).

Joining Fee

Joining fee for Gold Memberships. This includes an initial fitness assessment and exercise program. This fee may be waived for set periods for promotional purposes, at the discretion of the Centre Manager.	$99.68	$9.97	$109.65
Note this fee does not apply to existing Gold members, nor does it apply to existing Gym Only, Dry Programs Only, Aqua Only or Swim Only members transferring to a Gold membership. It also does not apply to any person eligible for a concessional membership (criteria set out below)			

Direct Debit Transaction Fees

Membership time credits: Members may place their memberships on hold in accordance with the following conditions:

Membership time credits are available without any requirement to provide a reason, at the member's request, on the following basis:

Time credits must be taken in periods of a minimum 7 consecutive days, with notice provided in advance of relevant period.

3 month membership = 2 weeks of time credit
6 month membership = 4 weeks of time credit
12 month membership = 8 weeks of time credit

Flexible Direct Debit memberships = 8 weeks of time credit accrued within any 12 month period

Time credits may accrue provided that the member remains in constant membership of the LPAC. Renewal of membership must be within 6 weeks of expiry to retain time credits.

continued on next page ..

Name	Year 18/19 Fee (excl. GST)	GST	Fee (incl. GST)
Direct Debit Transaction Fees [continued]			
Cancellation of membership with cause: due to serious illness, permanent injury, medical disablement or permanent relocation to a domestic dwelling more than 10km away from the LPAC (as measured by the shortest route), or upon demonstration of hardship (at the Centre Manager's discretion).			
Cancellation of membership without cause:			
A cancellation fee equivalent to 2 months membership fees will apply.			
Cooling off period: All memberships have a 7 day cooling off period. To be eligible for a refund, a written cancellation request must be received within 7 days of the date of application being lodged and any days used will be charged at the casual gym entry rate per day used			
Direct debit transaction fee – fortnightly billing (note direct debit available for bank debit accounts and Visa and MasterCard credit cards only)	$1.82	$0.18	$2.00
Direct Debit failed payment fee	$15.36	$1.54	$16.90
Learn to swim (10 week terms)			
All the above charges are based on a 10 week term and pro-rata rates will exist where the length of term varies. Centre Manager to have discretion for families with demonstrated hardship to give a discount off normal rate. The total fee payable is to be up front at the time of booking. A 50% reduction for the children of Leichhardt Council staff and Councillors in the LTS program. Squad participants receive 10% swim wear and accessories.			
1st participant	$200.90	$0.00	$200.90
2nd participant sibling	$190.65	$0.00	$190.65
3rd participant sibling	$180.40	$0.00	$180.40
4th participant sibling	$172.20	$0.00	$172.20
All Other siblings	$164.00	$0.00	$164.00
Learn to swim per lesson (paid via direct debit)			
1st Child	$20.60	$0.00	$20.60
2nd Child	$19.55	$0.00	$19.55
3rd Child	$18.55	$0.00	$18.55
4th and subsequent Child	$17.65	$0.00	$17.65
Private Lessons			
1 child			
1 lesson	$58.50	$0.00	$58.50
5 lessons	$273.70	$0.00	$273.70
10 lessons	$517.65	$0.00	$517.65
2 children			
1 lesson	$88.20	$0.00	$88.20
5 lessons	$409.00	$0.00	$409.00
10 lessons	$776.95	$0.00	$776.95

Name	Year 18/19 Fee (excl. GST)	GST	Fee (incl. GST)
Learn to high dive/ water polo (10 week term)			
1st participant	$186.36	$18.64	$205.00
2nd participant	$178.91	$17.89	$196.80
3rd participant	$174.27	$17.43	$191.70
4th participant	$167.73	$16.77	$184.50
All Others	$161.18	$16.12	$177.30
School Programs			
School Teacher instructing class and lane space given	$7.45	$0.75	$8.20
LPAC instructor teaching LTS, stroke correction, bronze medallion and others	$11.18	$1.12	$12.30
Squad & Stroke Correction			
All booking can be paid by term or half term for in excess of 3 visits per week			
Centre Manager to have discretion for families with demonstrated hardship to give a discount off normal rate			
10% discount on all squad classes during school terms 2 and 3			
All the above charges are based on a 10 week term and pro-rata rates will exist where the length of term varies			
LTS and Squad participants receive 10% of swimwear and accessories			
Councillors and council staff Qualify for 50% off Learn to swim lessons			
Fee to refund after term has started (outside of illness, compassionate grounds or other injuries within LPAC Policy)	$75.45	$7.55	$83.00
1 visit per week			
1st child	$175.18	$17.52	$192.70
2nd child	$167.73	$16.77	$184.50
3rd and subsequent	$156.55	$15.65	$172.20
2 visit per week			
1st child	$250.68	$25.07	$275.75
2nd child	$236.68	$23.67	$260.35
3rd and subsequent	$225.50	$22.55	$248.05
3 visit per week			
1st child	$369.00	$36.90	$405.90
2nd child	$348.50	$34.85	$383.35
3rd and subsequent	$332.68	$33.27	$365.95
4 visit per week			
1st child	$465.00	$46.50	$511.50
2nd child	$439.82	$43.98	$483.80
3rd and subsequent	$417.45	$41.75	$459.20

Name	Year 18/19 Fee (excl. GST)	GST	Fee (incl. GST)
5 visit per week			
1st child	$512.50	$51.25	$563.75
2nd child	$489.18	$48.92	$538.10
3rd and subsequent	$461.27	$46.13	$507.40
More than 5 visits/week – per additional class	$7.45	$0.75	$8.20
Refund Policy			
Fee to refund after term has started (outside of illness, compassionate grounds or other injuries within LPAC Policy)	$74.82	$7.48	$82.30

Facility Bookings

School Carnivals

Olympic/Diving Pool (schools within Leichhardt municipality) *			No Charge
Olympic/Diving Pool (schools outside Leichhardt municipality) *	$38.18	$3.82	$42.00
One off Booking Fee	$38.18	$3.82	$42.00

Sporting Clubs/schools swimming

* Relevant entry fees must also be paid

Olympic/Diving Pool (schools within Leichhardt municipality) *	$38.18	$3.82	$42.00
Olympic/Diving Pool (schools outside Leichhardt municipality) *	$38.18	$3.82	$42.00
Olympic Pool *	$107.18	$10.72	$117.90
Diving Pool *	$107.18	$10.72	$117.90
One off Booking Fee *	$38.18	$3.82	$42.00
* Relevant entry fees must also be paid			

General Activity

Reduced fees and fee waivers can be applied to the fees outlined above in accordance with the Reduced Fees and Fee Waiver Guidelines which determine eligibility and selection criteria for reduced fees:

– Community Rate – 50% of applicable fee
– Support Group Rate – 20% of applicable fee
– Fee Waiver – no charge

* Relevant entry fees must also be paid

Olympic/Diving Pool *	$116.50	$11.65	$128.15
Olympic Pool *	$116.50	$11.65	$128.15
Diving Pool *	$116.50	$11.65	$128.15
One off Booking Fee *	$116.50	$11.65	$128.15
* Relevant entry fees must also be paid			

Name	Year 18/19 Fee (excl. GST)	GST	Fee (incl. GST)
Commercial Activity			
All participants to pay normal attendance charge on entry with the exception of commercial activities (e.g.. filming)			
All bookings at Centre Manager's discretion			
Olympic Pool (part or full day)	$842.36	$84.24	$926.60
Diving Pool (full pool – part or full day)	$601.95	$60.20	$662.15
Hire of indoor pool lane for programs with private clients e.g. hydrotherapy	$36.36	$3.64	$40.00
All participants to pay normal attendance charge on entry with the exception of commercial activities (e.g. filming) All bookings at Centre Manager's discretion			
Child Supervision			
Child Supervision (maximum 2 hours)			
1st child	$5.27	$0.53	$5.80
2nd and each subsequent child	$3.82	$0.38	$4.20
Ten visit childcare card			
1st Child	$52.82	$5.28	$58.10
Second Child	$38.36	$3.84	$42.20

Concessions and Discounts

A Seniors Concession for pool entry as shown above is available to holders of Seniors Cards issued by the NSW Government and Commonwealth Seniors Health Cards.

The General Concession for pool entry is available to Leichhardt residents who are holders of Pensioner Concession Cards and Health Care Cards and to the children of holders of Pensioner Concession Cards and Health Care Cards.

Persons eligible for either Seniors Concession or General Concession will receive:

– 15% off nominated programs and memberships (except squad/stroke correction), and

– 20% off Gold memberships.

Full time students: On presentation of F/T student pass – discounted pool entry as shown above or 15% off nominated programs and memberships (except squad/stroke correction)

Gold memberships are discounted 20%

Centre Manager to have discretion to give discounts off normal rates for families/persons with demonstrated hardship

Squad Participants receive 10% off swimwear and accessories

LEICHHARDT COUNCIL EMPLOYEES AND COUNCILLORS

As part of the Council's Corporate Health Program, Council employees and Councillors are entitled to a free swim at lunchtime (Employees on non-regular hours at Centre Manager's discretion)

Councillors, Employees and their partners or one nominated immediate family member (as defined in the Local Government (State) Award) qualify for 50 % discount off memberships. Temporary and Casual staff must be employed for longer than 12 months to qualify for the partners or nominated immediate family member benefit

continued on next page ..

Name	Year 18/19 Fee (excl. GST)	GST	Fee (incl. GST)

Concessions and Discounts [continued]

Councillors and Council staff qualify for 20% off retail purchases, and 50% off Learn to Swim classes

Permanent Employees may pay on a weekly basis membership fees as a payroll deduction

CORPORATE RATE/GROUP RATE

Gold Memberships for more than 20 people receive a 20% discount, 10 to 20 people receive a 15% discount

PROMOTIONAL ACTIVITIES

The Centre Manager has the discretion to add or vary prices for Promotional Activities

Discounts to Gold memberships (minimum 12 months) based on the number of members joining as a group at the same time. No time credits or other discounts to apply to this group			P.O.A. Min. Fee: $0.10

DAWN FRASER BATHS

Admission

Adults	$5.00	$0.50	$5.50
Children 5 – 16 years	$3.45	$0.35	$3.80
Full-time Student (ID required)	$3.45	$0.35	$3.80
Children under 5 years			No Charge
Seniors Concession	$2.55	$0.25	$2.80
General Concession	$1.55	$0.15	$1.70
Teachers with School Children			No Charge
Family A – 1 Adult with up to 3 children 5-16 yrs	$10.64	$1.06	$11.70
Family B– 2 Adults with up to 2 children 5-16yrs	$14.64	$1.46	$16.10
Each additional child	$1.82	$0.18	$2.00
Each additional adult	$2.45	$0.25	$2.70

Monthly Tickets

Adults	$39.82	$3.98	$43.80
Children under 16	$22.09	$2.21	$24.30
Seniors or General Concession	$22.09	$2.21	$24.30

Season Tickets

Adults	$174.73	$17.47	$192.20
Children under 16	$72.00	$7.20	$79.20
Seniors or General Concession	$50.91	$5.09	$56.00

Cost of Key (for out of season access and is conditional on purchase of season tickets or membership at LPAC)

Adult Residents	$51.82	$5.18	$57.00
Seniors or General Concession	$20.18	$2.02	$22.20
Replacement Access Card	$36.36	$3.64	$40.00

Name	Year 18/19 Fee (excl. GST)	GST	Fee (incl. GST)
Squad & Stroke Correction			
1 hour class adults/children	$10.27	$1.03	$11.30
1 hour class adults/children (season ticket holders)	$10.27	$1.03	$11.30
Yoga			
Yoga class 1 hour – Members	$10.27	$1.03	$11.30
Yoga class 1 hour – Non-members	$15.00	$1.50	$16.50

Facility Bookings

All hire of Baths to be at Centre Manager's discretion

Reduced fees and fee waivers can be applied to the fees outlined above in accordance with the Reduced Fees and Fee Waiver Guidelines which determine eligibility and selection criteria for reduced fees:

– Community Rate – 50% of applicable fee
– Support Group Rate – 20% of applicable fee
– Fee Waiver – no charge

Concessions are available on the same terms as defined in the fees schedule for LPAC.

Full time students will qualify for Children's concessions at Dawn Fraser Baths on presentation of their student card.

Councillors and Council staff qualify for 20% off retail purchases, and 50% off Learn to Swim classes

Sibling discount applies across LTS and Squad program

Filming Fee (commercial purposes) – assumes Baths remain open. If Baths are required to be closed then function prices will apply

Function Hire (for functions held outside normal pool hours and includes the labour cost for provision of a supervisor)

Filming Fees (commercial purposes) – assumes baths remains open. If baths are required to be closed then function prices will apply.

Filming fee – 5 hours or less	$1,325.35	$0.00	$1,325.35
Filming fee – excess hours	$265.50	$0.00	$265.50
Wedding Photography Fee	$63.36	$6.34	$69.70

Function hire (for functions held outside normal pool hours and includes the labour cost for provision of a supervisor)

Function hire – 5 hours or less	$1,503.00	$150.30	$1,653.30
Function hire – excess hours	$301.00	$30.10	$331.10
Function hire – during normal opening hours resulting in closure of Baths (minimum 5 hours)	$601.95	$60.20	$662.15

Item 5

Name	Year 18/19 Fee (excl. GST)	GST	Fee (incl. GST)
SWIMMING POOLS			
Annette Kellerman Aquatic Centre – Open all year			
Adults	$7.45	$0.75	$8.20
Children under 4 years (with full paying adult)			Free
Up to 2 x carers for people with disabilities			Free
Children/ School Students	$4.73	$0.47	$5.20
Children/Students with concession card adult	$3.91	$0.39	$4.30
Additional children	$3.36	$0.34	$3.70
Tertiary students	$5.64	$0.56	$6.20
Concession – Pensioner and Health Card Holder	$3.91	$0.39	$4.30
Seniors Card Holder	$5.64	$0.56	$6.20
Family Pass – 2 adults and 2 children	$18.64	$1.86	$20.50
Council Staff Health and Fitness initiative – Casual Swim 11.30am – 2.00pm	$3.91	$0.39	$4.30
Spectator Fee	$3.55	$0.35	$3.90
Champions Program – 10 weeks	$130.45	$13.05	$143.50
Champions Program – 5 weeks	$64.73	$6.47	$71.20
Little Champions Program – 10 weeks	$54.09	$5.41	$59.50
Little Champions Program – 5 weeks	$27.00	$2.70	$29.70
Private Swim for People with a Disability – 1 x 30 minutes	$14.91	$1.49	$16.40
Multi Ticket Passes Aquatic Centre (Multi ticket pass includes access to all pools, free locker hire)			
10 Ticket Swim Pass – Adult	$60.64	$6.06	$66.70
10 Ticket Swim Pass – Child/School Student and Concession Card Holder	$33.09	$3.31	$36.40
10 Ticket Swim Pass – Seniors Card Holder / Tertiary Student	$49.36	$4.94	$54.30
10 Ticket Pass – Spectator	$28.36	$2.84	$31.20
20 Ticket Swim Pass – Adult	$121.14	$12.11	$133.25
20 Ticket Swim Pass – Child/School Student and Concession Card Holder	$65.64	$6.56	$72.20
20 Ticket Swim Pass – Seniors Card Holder / Tertiary Student	$97.82	$9.78	$107.60
20 Ticket Swim Pass – Council Staff Health and Fitness initiative (Outdoor and Child Care Staff only)	$65.18	$6.52	$71.70
20 Ticket Pass – Spectator	$55.91	$5.59	$61.50

Name	Year 18/19 Fee (excl. GST)	GST	Fee (incl. GST)
Upfront Payment Options – Pool Membership Only (All categories of Pool membership include access to all pools, free locker hire)			
Adult – per 4 weeks	$78.27	$7.83	$86.10
Adult – 6 months (26 weeks)	$444.95	$44.50	$489.45
Adult – 12 months	$864.27	$86.43	$950.70
Adult – Direct Debit Per Week (including time stop)	$20.00	$2.00	$22.00
Child / School Student / Pensioner Concession or Health Card Holder – Per week	$39.09	$3.91	$43.00
Child / School Student / Pensioner Concession or Health Card Holder – Direct Debit Per Week	$10.27	$1.03	$11.30
Child / School Student / Pensioner Concession or Health Card Holder – Direct Debit Per 4 Weeks	$39.55	$3.95	$43.50
Seniors Card Holder/Tertiary Student Membership – Per Week	$58.64	$5.86	$64.50
Seniors Card Holder/Tertiary Student – Direct Debit Per Week	$14.91	$1.49	$16.40
Seniors Card Holder/Tertiary Student – Direct Debit Per 4 Weeks	$59.18	$5.92	$65.10
Direct Debit Administration Fee (one-off, per contract)	$23.36	$2.34	$25.70
Council Staff Health and Fitness initiative – Pool Membership 12 months	$691.86	$69.19	$761.05
Council Staff Health and Fitness initiative – Pool Membership 6 months	$356.41	$35.64	$392.05
Council Staff Health and Fitness initiative – Direct Debit Per Week	$16.36	$1.64	$18.00
Learn to Swim Classes (includes access to LTS swim class & two unpaid parents, free locker hire)			
Adult Learn to Swim – per class	$21.91	$2.19	$24.10
Per Class – 1st child, Direct Debit Per Week (minimum of 16 weeks)	$17.27	$1.73	$19.00
Per Class – 2nd child, Direct Debit Per Week (minimum of 16 weeks)	$15.36	$1.54	$16.90
Per Class – 3rd and subsequent children, Direct Debit Per Week (minimum of 16 weeks)	$14.45	$1.45	$15.90
Seniors Card Holder/Tertiary Student – 1st child	$13.00	$1.30	$14.30
Seniors Card Holder/Tertiary Student – 2nd child and subsequent child	$11.64	$1.16	$12.80
Pensioner/Health Care Card Holder – 1st child	$8.36	$0.84	$9.20
Pensioner/Health Care Card Holder – 2nd child and subsequent child	$7.82	$0.78	$8.60
Private Learn to Swim (one on one) – per half hour class	$41.91	$4.19	$46.10
Private Learn to Swim (one to one) – Pensioner/Health Care Card Holder	$28.00	$2.80	$30.80
School Learn to Swim –per class/child/week	$8.00	$0.80	$8.80
Applicable Fee Option, A or B determined based on pupil : teacher/ratio	$23.36	$2.34	$25.70

Name	Year 18/19 Fee (excl. GST)	GST	Fee (incl. GST)
Mini Squad (fee per lesson)			
One lesson per week	$15.82	$1.58	$17.40
Direct Debit Weekly			
10 Visit Pass	$151.41	$15.14	$166.55
20 visit pass	$270.23	$27.02	$297.25
30 visit pass	$382.05	$38.20	$420.25
Seniors Card Holder/Tertiary Student – one lesson per week	$12.09	$1.21	$13.30
Pensioner/Health Care Card Holder – one lesson per week	$8.00	$0.80	$8.80
Two lessons per week	$14.45	$1.45	$15.90
Seniors Card Holder/Tertiary Student – two lessons per week	$10.73	$1.07	$11.80
Pensioner/Health Care Card Holder – two lessons per week	$7.27	$0.73	$8.00
Three lessons per week	$13.55	$1.35	$14.90
Seniors Card Holder/Tertiary Student – three lessons per week	$10.27	$1.03	$11.30
Pensioner/Health Care Card Holder – three lessons per week	$7.00	$0.70	$7.70
Monthly Squad – unlimited visits per 4 weeks	$128.14	$12.81	$140.95
Seniors Card Holder/Tertiary Student – unlimited visits per 4 weeks	$95.50	$9.55	$105.05
Pensioner/Health Care Card Holder – unlimited visits per 4 weeks	$63.82	$6.38	$70.20
Bronze, Junior and Mini Squads (Unlimited access to Squads Sessions and Acquatics areas)			
Bronze, Junior and Mini Squads – Direct Debit Per Week (minimum of 10 weeks)	$23.00	$2.30	$25.30
Bronze, Junior and Mini Squads – Direct Debit Per Week (minimum of 10 weeks)	$23.00	$2.30	$25.30
Aqua aerobics (includes access to Aqua aerobics class & swimming pool)			
Aquaerobics – per class	$19.55	$1.95	$21.50
Aquaerobics – 10 tickets (Adult)	$170.05	$17.00	$187.05
Aquaerobics – per class, Pensioner/Health Care Card Holder	$9.73	$0.97	$10.70
Aquaerobics – per class, Seniors Card Holder/Tertiary Student	$14.91	$1.49	$16.40
Aquaerobics -10 Ticket Pensioner/Health Care Card Holder	$81.55	$8.15	$89.70
Others			
General pool Hire – Per Lane Per Hour	$42.45	$4.25	$46.70
Hydrotherapy/Physiotherapy – Per Lane Per Hour	$60.09	$6.01	$66.10

Name	Year 18/19 Fee (excl. GST)	GST	Fee (incl. GST)
Wellness Centre Casual Visit (includes access to Wellness Centre)			
Casual Aerobics / Group Fitness	$19.55	$1.95	$21.50
Casual Aerobics / Group Fitness – Pension or Health Card Holder Concession	$9.73	$0.97	$10.70
Casual Aerobics / Group Fitness – Seniors Card Holder/Tertiary Student Concession	$14.91	$1.49	$16.40
Casual Gym	$19.55	$1.95	$21.50
Casual Gym – Pension or Health Card Holder Concession	$9.73	$0.97	$10.70
Casual Gym – Seniors Card Holder/Tertiary Student Concession	$14.91	$1.49	$16.40
Wellness Centre – per class, Seniors Card Holder/Tertiary Student	$14.91	$1.49	$16.40
Council Staff Health and Fitness initiative – Casual Gym	$15.82	$1.58	$17.40
Wellness Centre – 10 tickets (Adult)	$170.05	$17.00	$187.05
Wellness Centre -10 Ticket Pensioner/Health Care Card Holder	$81.55	$8.15	$89.70
Wellness Centre – 10 Ticket Seniors/Tertiary Student	$84.27	$8.43	$92.70
Upfront Payment Options – Centre Membership (includes access to the Aquatic & Wellness Centre as well as 1 free health assessment & program, all group fitness classes, all Aqua aerobics classes, free locker hire)			
Adult – 6 months (26 weeks)	$519.50	$51.95	$571.45
Adult – 12 months	$1,006.36	$100.64	$1,107.00
Membership Adults – Per 4 Weeks	$89.91	$8.99	$98.90
Adult membership – Direct Debit Per Week (including time stop)	$22.36	$2.24	$24.60
Seniors Card Holder/Tertiary Student – 6 months	$389.05	$38.90	$427.95
Seniors Card Holder/Tertiary Student – 12 months	$647.59	$64.76	$712.35
Membership Seniors Card Holder – Per 4 Weeks	$67.55	$6.75	$74.30
Seniors Card Holder/Tertiary Student Membership – Direct Debit Per Week (including time stop)	$16.77	$1.68	$18.45
Pensioner and Health Card Holder Concession – 6 months	$260.91	$26.09	$287.00
Pensioner and Health Card Holder Concession – 12 months	$505.50	$50.55	$556.05
Membership Pensioner/Health Care Card Holder – Per 4 Weeks	$45.18	$4.52	$49.70
Pensioner and Health Card Holder Membership – Direct Debit Per Week (including time stop)	$11.64	$1.16	$12.80
Family Pass – 12 months	$2,161.82	$216.18	$2,378.00
Corporate Membership Per Person (with membership of 10 or more staff) – Direct Debit Per Week (including time stop)	$17.68	$1.77	$19.45
Council Staff Health and Fitness initiative – Centre Membership 12 months	$806.00	$80.60	$886.60
Council Staff Health and Fitness initiative – Centre Membership 6 months	$414.68	$41.47	$456.15
Council Staff Health and Fitness initiative – Direct Debit Per Week	$17.68	$1.77	$19.45
Joining Fee – includes fitness assessment, health screen & personal fitness program	$114.14	$11.41	$125.55
Direct Debit Administration Fee (one-off, per contract)	$23.32	$2.33	$25.65
Personal Trainer Hire – per hour	$81.09	$8.11	$89.20
Personal Trainer Hire – 1 x 1 hour session	$83.82	$8.38	$92.20
Personal Trainer Hire – 3 x 1 hour sessions	$223.64	$22.36	$246.00
Personal Trainer Hire – 5 x 1 hour sessions	$351.77	$35.18	$386.95
Personal Trainer Hire – 10 x 1 hour sessions	$668.59	$66.86	$735.45
Personal Trainer Hire – 1 x 0.5 hour session	$44.73	$4.47	$49.20
Personal Trainer Hire – 3 x 0.5 hour sessions	$135.09	$13.51	$148.60

continued on next page ..

Name	Year 18/19 Fee (excl. GST)	GST	Fee (incl. GST)
Upfront Payment Options – Centre Membership (includes access to the Aquatic & Wellness Centre as well as 1 free health assessment & program, all group fitness classes, all Aqua aerobics classes, free locker hire) [continued]			
Personal Trainer Hire – 5 x 0.5 hour sessions	$223.64	$22.36	$246.00
Personal Trainer Hire – 10 x 0.5 hour sessions	$355.95	$35.60	$391.55
Personal Training for People with a Disability – 1 x 30 minute session	$16.82	$1.68	$18.50
Small Group Personal training	$45.45	$4.55	$50.00
Exercise physiologist 1 session – free	$0.00	$0.00	$0.00
Exercise physiologist – 1 x 1 hour session	$107.45	$10.75	$118.20
Exercise Physiologist – 5 x 1 hour sessions	$479.95	$48.00	$527.95
Exercise Physiologist – 10 x 1 hour sessions	$912.09	$91.21	$1,003.30
Exercise Physiologist – 1 x 0.5 hour session	$67.91	$6.79	$74.70
Exercise Physiologist – 5 x 0.5 hour sessions	$320.00	$32.00	$352.00
Exercise Physiologist – 10 x 0.5 hour sessions	$592.18	$59.22	$651.40
Schools Access			
School Child – in School Group	$3.91	$0.39	$4.30
Carnivals Per Hour	$358.77	$35.88	$394.65
Local School (within LGA) Per Hour	$230.64	$23.06	$253.70
School Aerobics – Per Child	$10.73	$1.07	$11.80
Carers for people with disabilities			Free
Children under 4 years			Free
Membership Card Replacement	$5.91	$0.59	$6.50
Hire			
Hire of Whole Facility – per day	$6,560.00	$656.00	$7,216.00
Hire of Pool for Filming – per day	$4,174.55	$417.45	$4,592.00
Multi Purpose Rooms Activities			
Dance	$19.55	$1.95	$21.50
Dance – Pensioner / Health Card Holder / Child /School Student	$9.73	$0.97	$10.70
Dance – Seniors Card Holder / Tertiary Student	$14.91	$1.49	$16.40
Self Defence	$19.55	$1.95	$21.50
Self Defence – Pensioner / Health Card Holder / Child /School Student	$9.73	$0.97	$10.70
Self Defence – Seniors Card Holder / Tertiary Student	$14.91	$1.49	$16.40
Crèche/Child Care – Per Hour	$4.45	$0.45	$4.90
Hire Function – Per Hour	$48.00	$4.80	$52.80
Yoga/Health Related	$19.55	$1.95	$21.50
Yoga Health Related – Pensioner / Health Card Holder / Child /School Student	$9.73	$0.97	$10.70
Yoga Health Related – Seniors Card Holder / Tertiary Student	$14.91	$1.49	$16.40
Hire Function Room (multi purpose) – Per Hour	$46.55	$4.65	$51.20

Name	Year 18/19 Fee (excl. GST)	GST	Fee (incl. GST)
Other			
Holiday Programs – Per 4 Hours	$35.91	$3.59	$39.50
Events – Per Head	$6.36	$0.64	$7.00
Birthday Parties – Per head – Minimum of 10 children	$18.18	$1.82	$20.00
Birthday Parties (15-20 children)– 1 Additional Instructor Per Hour	$29.36	$2.94	$32.30
Birthday Parties (more than 20 children) – 2 Additional Instructors Required – Per Hour Per Instructor	$29.36	$2.94	$32.30
Birthday Parties – food and drink options to be negotiated with Kellerman's Café			
Locker Hire – Per Visit	$3.18	$0.32	$3.50
Fanny Durack Aquatic Centre			
Adults	$5.00	$0.50	$5.50
20 Ticket Swim Pass – Adult	$90.91	$9.09	$100.00
Children under 4 years			Free
Children/Students – Primary & Secondary	$2.55	$0.25	$2.80
School Child – in School Group	$3.36	$0.34	$3.70
Additional children	$2.45	$0.25	$2.70
20 Ticket Swim Pass – Senior and Concession	$72.09	$7.21	$79.30
Seniors Card Holder/ Tertiary Student Concession	$3.91	$0.39	$4.30
20 Ticket Swim Pass – Students and Concession	$45.64	$4.56	$50.20
Concession – Pensioner and Health Card Holder	$2.55	$0.25	$2.80
Family Pass – 2 adults and 2 children or 1 adult and 3 children	$14.00	$1.40	$15.40
Spectator Fee	$3.36	$0.34	$3.70
Season Tickets			
Season Ticket – (6 months) Individual	$295.86	$29.59	$325.45
Season Ticket – (6 months) Additional Child	$65.64	$6.56	$72.20
Season Ticket – (6 months) Family – 2 adults and 2 children or 1 adult and 3 children – members of one family	$421.64	$42.16	$463.80
Season Ticket – (6 months) Senior/concession	$235.00	$23.50	$258.50
Season Ticket – (6 months) Pension/health card	$235.95	$23.60	$259.55
Learn to Swim Classes			
Adult Learn to Swim – per class	$18.64	$1.86	$20.50
Per Class – 1st child	$15.82	$1.58	$17.40
Per Class – 2nd child	$14.45	$1.45	$15.90
Per Class – 3rd and subsequent children	$13.45	$1.35	$14.80
Seniors Card Holder – 1st child	$12.09	$1.21	$13.30
Seniors Card Holder – 2nd child and subsequent child	$11.18	$1.12	$12.30
Pensioner/Health Care Card Holder – 1st child	$8.00	$0.80	$8.80
Pensioner Pensioner/Health Care Card Holder – 2nd child and subsequent child	$7.45	$0.75	$8.20
School Learn to Swim – per class/child/week	$7.27	$0.73	$8.00

Name	Year 18/19 Fee (excl. GST)	GST	Fee (incl. GST)
Mini Squad (fee per lesson)			
One lesson per week	$13.45	$1.35	$14.80
Direct Debit Weekly			
10 Visit Pass	$125.82	$12.58	$138.40
20 Visit Pass	$223.64	$22.36	$246.00
30 Visit Pass	$319.14	$31.91	$351.05
Seniors Card Holder – one lesson per week	$9.73	$0.97	$10.70
Pensioner/Health Care Card Holder – one lesson per week	$6.73	$0.67	$7.40
Two lessons per week	$11.64	$1.16	$12.80
Seniors Card Holder – two lessons per week	$8.91	$0.89	$9.80
Pensioner/Health Care Card Holder – two lessons per week	$5.91	$0.59	$6.50
Three lessons per week	$11.64	$1.16	$12.80
Seniors Card Holder – three lessons per week	$8.64	$0.86	$9.50
Pensioner/Health Care Card Holder – three lessons per week	$5.73	$0.57	$6.30
Aqua aerobics			
Aquaerobics – per class	$14.91	$1.49	$16.40
Aquaerobics – 10 tickets (Adult)	$130.45	$13.05	$143.50
Aquaerobics – Seniors Card Holder	$11.64	$1.16	$12.80
Aquaerobics – Pensioner/Health Care Card Holder	$7.45	$0.75	$8.20
Carnivals (up to maximum of 6 lanes)			
Exclusive Local School / Community Group Hire	$403.00	$40.30	$443.30
Exclusive Local School / Community Group Hire – Not for profit organisations	$202.68	$20.27	$222.95
Exclusive Non-Local School / Community Group Located Outside the Local Government Area Hire	$915.50	$91.55	$1,007.05
Other users			
Exclusive use of lanes by sporting clubs/community groups. Per lane/per session – up to a maximum of 3 lanes. A session is defined as two hours or part thereof.	$146.77	$14.68	$161.45
Hire of Pool Filming – up to 1 week			
Hire of Pool Filming – up to 1 week	$5,031.82	$503.18	$5,535.00

DEBBIE & ABBEY BORGIA COMMUNITY RECREATION CENTRE – STEEL PARK

Annual Membership Adult	$18.18	$1.82	$20.00
Annual Membership fee can be waived at mangers discretion by social disadvantage assessment			
Annual Membership Concessions (Pensioner/Health/Seniors Card Holder)	$13.64	$1.36	$15.00
Annual Membership fee can be waived at managers discretion by social disavantage assessment			
Annual Membership Junior (17 years or under)	$9.09	$0.91	$10.00
Annual Membership fee can be waived at mangers discretion by social disadvantage assessement			

Name	Year 18/19 Fee (excl. GST)	GST	Fee (incl. GST)
Court Hire – Peak Time (Weekdays from 5.00 pm and all Weekend)			
Full court – per hour, commercial	$61.55	$6.15	$67.70
Full court – per hour, Local Not for Profit organisations	$31.73	$3.17	$34.90
Full court – per hour, Non-local Not for Profit organisations	$45.18	$4.52	$49.70
Half court – per hour, commercial	$37.27	$3.73	$41.00
Half court – per hour, Local Not for Profit organisations	$19.09	$1.91	$21.00
Half court – per hour, Non-local Not for Profit organisations	$27.00	$2.70	$29.70
Table Tennis – per hour	$13.45	$1.35	$14.80
Badminton – per hour	$20.00	$2.00	$22.00
Court Hire – Off Peak (Weekdays from 8.30 pm 5.00 pm)			
Full court – per hour, commercial	$55.00	$5.50	$60.50
Full court – per hour, Local Not for Profit organisations	$27.91	$2.79	$30.70
Full court – per hour, Non-local Not for Profit organisations	$38.18	$3.82	$42.00
Half court – per hour, commercial	$34.55	$3.45	$38.00
Half court – per hour, Local Not for Profit organisations	$17.27	$1.73	$19.00
Half court – per hour, Non-local Not for Profit organisations	$23.36	$2.34	$25.70
Table Tennis – per hour	$12.55	$1.25	$13.80
Badminton – per hour	$17.73	$1.77	$19.50
Competitions Costs – All Times			
PCYC Competitions			
Soccer			
Adult registration	$77.27	$7.73	$85.00
Junior registration – one child	$58.18	$5.82	$64.00
Basketball			
Adult – Team Fee per game Soccer	$83.36	$8.34	$91.70
Forfeit Fee – Team Soccer	$166.32	$16.63	$182.95
Adult registration – 20 week competition	$36.36	$3.64	$40.00
Adult registration – 10 week competition	$18.18	$1.82	$20.00
Adult Team Fee per Game – Basketball/Netball	$89.00	$8.90	$97.90
Forfeit Fee – Basketball / Netball	$178.91	$17.89	$196.80
Room Hire Including Charis & Tables – Peak Time (Weekdays from 5.00pm, all Weekend & Public Holidays)			
Large – per hour, commercial	$49.82	$4.98	$54.80
Large – per hour, Local Not for Profit organisations	$25.18	$2.52	$27.70
Large – per hour, Non-local Not for Profit organisations	$35.45	$3.55	$39.00
Small – per hour, commercial	$33.55	$3.35	$36.90
Small – per hour, Local Not for Profit organisations	$17.27	$1.73	$19.00
Small – per hour, Non-local Not for Profit organisations	$24.27	$2.43	$26.70

Name	Year 18/19 Fee (excl. GST)	GST	Fee (incl. GST)
Room Hire Including Charis & Tables – Off Peak Time (Weekdays from 8.30 am to 5.00 pm)			
Large – per hour, commercial	$40.09	$4.01	$44.10
Large – per hour, Local Not for Profit organisations	$20.45	$2.05	$22.50
Large – per hour, Non-local Not for Profit organisations	$28.91	$2.89	$31.80
Small – per hour, commercial	$28.91	$2.89	$31.80
Small – per hour, Local Not for Profit organisations	$14.45	$1.45	$15.90
Small – per hour, Non-local Not for Profit organisations	$22.36	$2.24	$24.60
Functions outside opening hours			
Hourly rate per room 1 to 3 hours	$63.82	$6.38	$70.20
Hourly rate per room additional hours	$44.27	$4.43	$48.70
Rate per chair	$1.82	$0.18	$2.00
Rate per table	$7.27	$0.73	$8.00
Security rate per hour	$75.45	$7.55	$83.00
Bond			
From	$131.20	$0.00	$131.20
To	$1,312.00	$0.00	$1,312.00
Programmed Activities – PCYC Run – Member/non member price to be added			
Tai Chi			
Pensioner Card/Health Care Card Holder	$7.09	$0.71	$7.80
Adult	$11.18	$1.12	$12.30
Boxercise			
Pensioner Card/Health Care Card Holder	$8.18	$0.82	$9.00
Adult	$13.45	$1.35	$14.80
10 Pass Card	$118.82	$11.88	$130.70
Gentle Exercise			
Pensioner Card/Health Care Card Holder	$7.09	$0.71	$7.80
Adult	$7.09	$0.71	$7.80
10 Pass Card	$59.64	$5.96	$65.60
Computers			
Adult	$13.45	$1.35	$14.80
Pensioner Card/Health Care Card Holder	$6.91	$0.69	$7.60
Internet Use			
Standard	$4.82	$0.48	$5.30

Name	Year 18/19 Fee (excl. GST)	GST	Fee (incl. GST)
Indoor Soccer Coaching Clinics			
Child	$9.27	$0.93	$10.20
Concession	$4.82	$0.48	$5.30
Basketball Coaching Clinics			
Child	$9.27	$0.93	$10.20
Concession	$4.82	$0.48	$5.30
Child Beginner	$6.36	$0.64	$7.00
Netball Coaching Clinics			
Child	$9.27	$0.93	$10.20
Concession	$4.82	$0.48	$5.30
BASTABLE STREET HALL			
Bastable Street, Croydon – Community Hall – per hour	$58.64	$5.86	$64.50
Bastable Street – Damage Security Deposit	$454.10	$0.00	$454.10
Cancellation fee			50% of Hiring fee refunded
Bookings cancelled less than 1 week prior to the function			
Bookings cancelled less than 1 week prior to the function			50% of Hiring fee refunded
Bookings for above halls – If booking is 6hrs or more on any single day then a discount applies for that day			15% Discount on above fees
Block booking discount not applicable to additional cleaning fees or damage charges if applied			

Name	Year 18/19 Fee (excl. GST)	GST	Fee (incl. GST)
STRATEGIC PLANNING			
DEVELOPMENT CONTROL PLAN & POLICIES			
LEP, Development Control Plans & Policies			by quotation
PLAN PRINTING – DEVELOPMENT			
Administration fee for copying	$53.80	$0.00	$53.80
plus Per sheet A1 paper	$11.80	$0.00	$11.80
plus Per sheet A0 paper	$19.50	$0.00	$19.50
PLANNING CERTIFICATE UNDER ENVIRONMENTAL PLANNING & ASSESSMENT ACT 1979			
Outstanding Notices – Section 735A LGA & Section 9 schedule 5 EPA Act	$215.25	$0.00	$215.25
Admin Charge on refund of Section 10.7 Certificate	$71.75	$0.00	$71.75
Section 10.7 (2) Planning Certificate	$53.00	$0.00	$53.00
Section 10.7 (2) an 10.7 (5) Certificate	$133.00	$0.00	$133.00
Section 150 (Certified zoning plan)	$53.00	$0.00	$53.00
Section 10.7/150 Certificate required within 24 hours – additional	$197.30	$0.00	$197.30
Fee for Copy of Planning Certificate	$30.25	$0.00	$30.25
Refund Processing Fee	$30.25	$0.00	$30.25
SECTION 7.11/7.12 CONTRIBUTIONS			
Section 7.11/7.12 fees are charged in accordance with the relevant instrument under the Environmental Planning & Assessment Act			.
DEVELOPER CONTRIBUTION PLANS			
Copies of Section 7.11/7.12 contributions plans			by quotation
REPORTS, STUDIES, STRATEGIES & REVIEWS			
Copies of reports, studies, strategies & reviews			by quotation
PREPARATION OF AMENDMENT TO LOCAL ENVIRONMENTAL PLAN			
Pre Planning Proposal Consultation (mandatory for all applications)			
Minor LEP Amendment	$2,050.00	$0.00	$2,050.00
Major LEP Amendment	$4,100.00	$0.00	$4,100.00
Complex LEP amendment	$6,150.00	$0.00	$6,150.00
Additional meetings			25% of original fee

Name	Year 18/19 Fee (excl. GST)	GST	Fee (incl. GST)
Minor LEP amendment			
Stage – 1 Preparation of a planning proposal and report to Council with recommendations in relation to a minor LEP amendment (e.g. adding or removing a heritage item, adding or removing a use that does not require complex assessment)	$4,100.00	$0.00	$4,100.00
Stage – 2 Progress planning proposal subsequent to Gateway Determination	$8,200.00	$0.00	$8,200.00
Major LEP Amendment			
Stage – 1 Preparation of a planning proposal and report to Council with recommendations in relation to a major LEP amendment (e.g. FSR and height amendments)	$20,500.00	$0.00	$20,500.00
Stage – 2 Progress planning proposal subsequent to Gateway Determination	$30,750.00	$0.00	$30,750.00
Complex LEP amendment			
Stage – 1 Preparation of a planning proposal and report to Council with recommendations in relation to a complex LEP amendment (as determined by the Council officers e.g. change of zoning or matters that involve significant consideration of economic, environmental and transport issues)	$41,000.00	$0.00	$41,000.00
Stage – 2 Progress planning proposal subsequent to Gateway Determination	$51,250.00	$0.00	$51,250.00
Additional costs and expenses			
For all LEP/ DCP amendments (minor, major or complex) any additional costs and expenses incurred by Council in undertaking studies, peer reviews and other matters required in relation to the planning proposal are to be paid at cost			At cost
Amendments to Development Control Plan			
Request to amend the DCP	$5,637.50	$0.00	$5,637.50
Preparation of a new site specific DCP	$15,375.00	$0.00	$15,375.00
Advertisement and Notification costs			
Advertising cost for amendments to Environmental Planning Instrument	$2,562.50	$0.00	$2,562.50
Notification costs regarding the amendments to Environmental Planning Instrument	$1.55	$0.00	$1.55
Public Hearing			
Public Hearing if required. Cost recovery to Council			At cost

Item 5

Name	Year 18/19 Fee (excl. GST)	GST	Fee (incl. GST)
PRINTING			
Maps – Large – Black/White – Each	$61.50	$0.00	$61.50
Small – Each	$41.00	$0.00	$41.00
A4 Colour Prints	$28.20	$0.00	$28.20
A3 Colour Prints	$37.40	$0.00	$37.40
A2 Colour Prints	$46.65	$0.00	$46.65
A1 Colour Prints	$55.85	$0.00	$55.85
A0 Colour Prints	$92.25	$0.00	$92.25
Set of 4 A0 Colour Prints	$276.75	$0.00	$276.75
A4 Black/White Prints	$9.85	$0.00	$9.85
A3 Black/White Prints	$18.95	$0.00	$18.95
A2 Black/White Prints	$28.20	$0.00	$28.20
A1 Black/White Prints	$37.40	$0.00	$37.40
A0 Black/White Prints	$55.85	$0.00	$55.85
Per Page of Copy – Each	$4.10	$0.00	$4.10

Name	Year 18/19 Fee (excl. GST)	GST	Fee (incl. GST)
COMMUNICATIONS, ENGAGEMENT & EVENTS			
BANNERS – HANDGING OF BANNERS ON TOWN HALLS			
Newtown			
Banner Up and Down			At Cost
Petersham & St Peter's Town Hall			
Banner Up and Down			At Cost
Marrickville			
Banner Up and Down			At Cost
Marrickville Road			
Banner Up and Down			At Cost
BANNER BOOKINGS			
Norton Plaza, Norton St, Leichhardt	$648.30	$0.00	$648.30
Sackville Hotel, Darling St, Rozelle	$648.30	$0.00	$648.30
Victoria Rd, Rozelle (Amenities Block)	$335.70	$0.00	$335.70
FESTIVALS & EVENTS			
Flagship Festivals & Events			
Stalls			
Food Local 2.4m x 2.4m	$402.30	$0.00	$402.30
Food Local 3m x 3m	$443.30	$0.00	$443.30
Food Non-local 2.4m x 2.4m	$417.70	$0.00	$417.70
Alcohol Local	$632.95	$0.00	$632.95
Alcohol Non-Local	$663.70	$0.00	$663.70
Commercial businesses Local	$356.20	$0.00	$356.20
Commercial businesses Non-local	$371.55	$0.00	$371.55
Local Not for profit/community organisations	$179.40	$0.00	$179.40
Non-Local Not for profit/community organisations	$248.55	$0.00	$248.55
Power – food, alcohol and commercial stalls	$84.55	$0.00	$84.55
Power – local not for profit/community organisations	$37.40	$0.00	$37.40
Power – Non-local not for profit/community organisations	$52.30	$0.00	$52.30
Compulsory weights x2 per stall	$22.05	$0.00	$22.05
Compulsory Compliance Deposit – Refundable upon compliance (All food stalls)	$210.10	$0.00	$210.10

Name	Year 18/19 Fee (excl. GST)	GST	Fee (incl. GST)
Stands			
Food Stand Local	$105.05	$0.00	$105.05
Food Stand – Compulsory Food Stall Local (Precinct only)	$158.90	$0.00	$158.90
Non Food Stand Local	$87.65	$0.00	$87.65
Site only			
Food Local	$248.55	$0.00	$248.55
Food Non-local	$263.95	$0.00	$263.95
Alcohol Local	$479.20	$0.00	$479.20
Alcohol Non-local	$509.95	$0.00	$509.95
Commercial businesses Local	$202.45	$0.00	$202.45
Commercial businesses Non-local	$217.80	$0.00	$217.80
Local Not for profit/community organisations	$110.20	$0.00	$110.20
Non-Local Not for profit/community organisations	$153.75	$0.00	$153.75
Power – food, alcohol and commercial stalls	$84.55	$0.00	$84.55
Power – local not for profit/community organisations	$37.40	$0.00	$37.40
Power – Non-local not for profit/community organisations	$52.30	$0.00	$52.30
Compulsory Compliance Deposit – Refundable upon compliance (All food stalls)	$210.10	$0.00	$210.10
Small – Scale Festivals & Events			
Stalls			
Food Local 2.4m x 2.4m	$197.30	$0.00	$197.30
Food Local 3m x 3m	$281.90	$0.00	$281.90
Food Non-local 2.4m x 2.4m	$238.30	$0.00	$238.30
Alcohol Local	$246.00	$0.00	$246.00
Alcohol Non-local	$287.00	$0.00	$287.00
Commercial businesses Local	$151.20	$0.00	$151.20
Commercial businesses Non-local	$192.20	$0.00	$192.20
Non-profit/community organisations	$98.90	$0.00	$98.90
Non-Local Not for profit/community organisations	$138.40	$0.00	$138.40
Power – food, alcohol and commercial stalls	$74.85	$0.00	$74.85
Power – local not for profit/community organisations	$37.40	$0.00	$37.40
Power – Non-local not for profit/community organisations	$52.30	$0.00	$52.30
Compulsory weights x2 per stall	$22.05	$0.00	$22.05
Compulsory Compliance Deposit – Refundable upon compliance (All food stalls)	$210.10	$0.00	$210.10
Stands			
Food Stand Local	$86.60	$0.00	$86.60
Non Food Stand Local	$70.75	$0.00	$70.75

Name	Year 18/19 Fee (excl. GST)	GST	Fee (incl. GST)
Site only			
Food Local	$107.65	$0.00	$107.65
Food Non-local	$148.65	$0.00	$148.65
Alcohol Local	$212.70	$0.00	$212.70
Alcohol Non-local	$225.50	$0.00	$225.50
Commercial businesses Local	$63.55	$0.00	$63.55
Commercial businesses Non-local	$107.65	$0.00	$107.65
Non-profit/community organisations	$53.30	$0.00	$53.30
Non-Local Not for profit/community organisations	$74.30	$0.00	$74.30
Power – food, alcohol and commercial stalls	$77.40	$0.00	$77.40
Power – local not for profit/community organisations	$38.95	$0.00	$38.95
Power – Non-local not for profit/community organisations	$54.35	$0.00	$54.35
Compulsory Compliance Deposit – Refundable upon compliance (All food stalls)	$210.10	$0.00	$210.10
COMMUNITY EVENTS			
Carnival & Cultures			
Community (1.8m trestle table)	$52.80	$0.00	$52.80
Commercial table (1.8m trestle table)	$105.05	$0.00	$105.05
Community Stall	$144.41	$14.44	$158.85
Commercial Stall – standard	$222.95	$0.00	$222.95
Commercial Stall subsidised (for target groups e.g. emerging artists, creative industries) – again will need criteria to ensure equitable approach	$158.90	$0.00	$158.90
Group Commercial stalls space subsidised by Council			$100 per trestle table
I.e. Council pays for Marque that can be shared. This would assist when targeting particular stall holders to support current program initiatives/targets e.g. Black Markets, emerging artists and creative industries. Charge $100 per trestle to be consistent with above fee and Feast fee. To avoid costing Council you would need min 6 stalls in 6x6m marque.			
Food Stall and/or Food Truck	$548.40	$0.00	$548.40
Drink Stall (excluding coffee/tea and alcohol)	$433.05	$0.00	$433.05
Double Food Stall	$779.00	$0.00	$779.00
Feast of Flavours			
Tastes of Asia Food Stall	$210.15	$0.00	$210.15
Tastes of Asia Display Table	$105.05	$0.00	$105.05
Feast of Flavours – Haberfield and Summer Hill events – Food Stall	$369.00	$0.00	$369.00
Feast of Flavours – Haberfield and Summer Hill events – Commercial Stall	$263.95	$0.00	$263.95
Feast of Flavours – Haberfield and Summer Hill events – NFT Community Stall	$158.90	$0.00	$158.90
Feast of Flavours – Haberfield and Summer Hill events – Trestle Table for Community or commercial	$105.05	$0.00	$105.05

Name	Year 18/19 Fee (excl. GST)	GST	Fee (incl. GST)
DEPUTY GENERAL MANAGER – Chief Financial and Administration Officer			
FINANCE			
SECTION 603 CERTIFICATES			
Section 603 (as set under Section 603 (2) of the Local Government Act, 1993) *	$80.00	$0.00	$80.00
Section 603 Expedition Fee	$80.00	$0.00	$80.00
Reissue of Section 603 Certificate	$16.00	$0.00	$16.00
RATES			
General Rates & Valuation Enquiries			
Rating enquiry Search Fee per hour or part thereof (staff assisted including written replies)	$95.00	$0.00	$95.00
Print-out of Rate Account from current computer system			Free
Copy of Annual Rate Notice	$14.50	$0.00	$14.50
Overdue Rates			
Interest charged on Overdue Rates			7.50%
OTHER CHARGES			
Gas Mains Charge – S611 Local Government Act 1993			
Annual charge on Australian Gas Light Company assessed through Local Government association of NSW			POA
Debt Recovery Charge			
Debt Recovery Charges			Court costs, process service charges & professional costs will be charged, in relation to outstanding debtor / rate accounts where applicable, in accordance with the charges set out in the Local Courts (Civil Claims) Rules 1988 & Legal Profession Regulation 2000 or as amended during the financial year.
CREDIT CARD CHARGES			
Credit Card Use Charge – GST Applicable			(0.75% plus 10% GST based on the 0.75%) will be charged on all credit card transactions that have a taxable supply. The charge is based on the total amount of the transaction.
Credit Card Use Charge – GST Free & GST Exempt			A fee of 0.75% will be charged on all credit card transactions that have no taxable supply. The charge is based on the total amount of the transaction.

Name	Year 18/19 Fee (excl. GST)	GST	Fee (incl. GST)

ICT

GIS MAPPING

Change of Property Address (Application Fee to alter street address of a property)	$297.50	$0.00	$297.50
Application Fees for street numbering			No Charge

Cadastral Maps showing street names and numbers, including LEP zone map, heritage conservation map, residential map and foreshore building line map. Note: for any map printed in colour – 30% surcharge applies to fees

A4 Black & white cadastral map, 1st copy	$19.60	$0.00	$19.60
A4 Black & white cadastral map, subsequent copies	$13.50	$0.00	$13.50
A3 Black & white cadastral map, 1st copy	$33.00	$0.00	$33.00
A3 Black & white cadastral map, subsequent copies	$22.00	$0.00	$22.00
A1 Black & white cadastral map, 1st copy	$73.00	$0.00	$73.00
A1 Black & white cadastral map, subsequent copies	$49.00	$0.00	$49.00
A0 Black & white cadastral map, 1st copy	$107.00	$0.00	$107.00
A0 Black & white cadastral map, subsequent copies	$73.00	$0.00	$73.00

Customised Maps showing street names and numbers with any 4 layers on the basic map. Note for any map printed in colour – 30% surcharge applies to fees

A4 Black & white customised map, 1st copy	$28.00	$0.00	$28.00
A4 Black & white customised map, subsequent copies	$19.00	$0.00	$19.00
A3 Black & white customised map, 1st copy	$51.50	$0.00	$51.50
A3 Black & white customised map, subsequent copies	$34.50	$0.00	$34.50
A2 Black & white customised map, 1st copy	$75.00	$0.00	$75.00
A2 Black & white customised map, subsequent copies	$44.00	$0.00	$44.00
A1 Black & white customised, 1st copy	$100.00	$0.00	$100.00
A1 Black & white customised map, subsequent copies	$57.70	$0.00	$57.70
A0 Black & white customised map, 1st copy	$115.00	$0.00	$115.00
A0 Black & white customised map, subsequent copies	$76.00	$0.00	$76.00
Additional layers – per layer (>4)	$13.40	$0.00	$13.40

GIS Data Extracts – Provided on CD, USB or via email

For up to two (2) research	$278.00	$0.00	$278.00
Per hour thereafter	$111.50	$0.00	$111.50

Access to Information

Information from Rating Records per Property searched	$47.15	$0.00	$47.15
Bulk (Electronic) Information Supply (e.g. Government Departments) per hour (e.g. programming)	$80.40 plus 20c per record reported		
Plus 20c per record			

Name	Year 18/19 Fee (excl. GST)	GST	Fee (incl. GST)
GOVERNMENT INFORMATION (PUBLIC ACCESS) ACT 2009 (NSW) (GIPA ACT)			
Application Fee for Access Application (GIPA Act s41)	$30.00	$0.00	$30.00
Processing Charge for Access Application (GIPA Act s64) (per hour)	$30.00	$0.00	$30.00
Internal Review (GIPA Act s.85)	$40.00	$0.00	$40.00
PHOTOCOPYING, PRINTING & SCANNING			
Photocopying & Printing			
Administration fee for photocopying & printing A2, A1 & A0 (cost per order)	$50.00	$0.00	$50.00
A2 Black & White Photocopying / Plan Printing (cost per side)	$10.00	$0.00	$10.00
A1 Black & White Photocopying / Plan Printing (cost per side)	$12.00	$0.00	$12.00
A0 Black & White Photocopying / Plan Printing (cost per side)	$15.00	$0.00	$15.00
A2 Colour Plan Printing (cost per side)	$15.00	$0.00	$15.00
A1 Colour Plan Printing (cost per side)	$18.00	$0.00	$18.00
A0 Colour Plan Printing (cost per side)	$22.50	$0.00	$22.50
A4 Black & White Photocopies			
Single sided (minimum charge $2.00)	$0.80	$0.00	$0.80
Double sided – cost per side (minimum charge $2.00)	$0.80	$0.00	$0.80
A4 Colour Photocopies or Colour Laser Printing			
Single sided	$2.00	$0.00	$2.00
Double sided (cost per side)	$2.00	$0.00	$2.00
A3 Black & White Photocopies			
Single sided (minimum charge $2.00)	$1.20	$0.00	$1.20
Double sided – cost per side (minimum charge $2.00)	$1.20	$0.00	$1.20
A3 Colour Photocopies or Colour Laser Printing			
Single sided	$4.00	$0.00	$4.00
Double sided (cost per side)	$4.00	$0.00	$4.00
Scanning & Email per page			
A4 size scanning (minimum charge $2.00)	$0.80	$0.00	$0.80
A3 size scanning (minimum charge $2.00)	$1.20	$0.00	$1.20
A2 plan scanning	$7.50	$0.00	$7.50
A1 plan scanning	$9.00	$0.00	$9.00
A0 plan scanning	$11.25	$0.00	$11.25
Digitisation of complete file			
Digitalisation			POA Minimum $200. Provide large volumes of information electronicallly.

Name	Year 18/19 Fee (excl. GST)	GST	Fee (incl. GST)
Post (postage and handling)			
A4 size per order	$5.00	$0.00	$5.00
A3 size per order	$7.50	$0.00	$7.50
A2, A1 & A0 size per order	$17.50	$0.00	$17.50

Name	Year 18/19 Fee (excl. GST)	GST	Fee (incl. GST)

INTERIM GENERAL MANAGER

LEGAL

LEGAL COSTS

Cost of In-house Legal Administration Officer	$121.14	$12.11	$133.25
Cost of In-house Solicitor	$382.05	$38.20	$420.25
Cost of In-house General Counsel / Manager of Legal Services	$477.55	$47.75	$525.30
Produce information for satisfaction of subpoena served on Council – conduct money	$133.25	$0.00	$133.25
Produce information for satisfaction of subpoena served on Council – search fee	$133.25	$0.00	$133.25
Copying charges – as set out in "Access to Council Documents"			

SUBPOENA OF DOCUMENTS – SUPPLY OF INFORMATION

(a) Where Council is required to supply information on Subpoena (in preceding's in which it is not itself directly involved) or request to supply information which is not subpoenaed.	(a) Where Council is required to supply information on Subpoena (in preceding's in which it is not itself directly involved) or request to supply information which is not subpoenaed.		
(i) Less than one (1) hour is required to compile the information	$228.05	$0.00	$228.05
(ii) Longer than one (1) hour is required to compile the information, an additional charge per hour or part thereof is to be charged	$161.45	$0.00	$161.45
(b) Where a Council officer is required by a party, other than Council itself, to attend court in their capacity as a council employee and give evidence, council charge for his/her service a fee equal to :	(b) Where a Council officer is required by a party, other than Council itself, to attend court in their capacity as a council employee and give evidence, council charge for his/her service a fee equal to :		
(i) Expert witnesses (plus expenses – see below)	(i) Expert witnesses (plus expenses – see below)		
for the first hour	$430.50	$0.00	$430.50
per additional hour thereafter	$330.55	$0.00	$330.55
(ii) Non expert witnesses (plus expenses – see below)	(ii) Non expert witnesses (plus expenses – see below)		
per hour or part thereof	$274.20	$0.00	$274.20
Time charges listed above to include all time for which council is liable to pay the officer	Time charges listed above to include all time for which council is liable to pay the officer		
PLUS			PLUS
(iii) Travelling and Other Expenses	(iii) Travelling and Other Expenses		
actual cost if public transport is used			Actual Cost
per km each way up to and including 80km, plus Parking fees or tolls where applicable	$3.50	$0.00	$3.50
per km each way in excess of 80km, plus Parking fees or tolls where applicable	$1.85	$0.00	$1.85
any out of pocket expenses such as accommodation			Actual Cost

SUBPOENAS OR NOTICES TO PRODUCE

Acceptance of Subpoena/Notice to Produce, Identification and Retrieval of Documentation, Production and/or copying of documentation Min $50	Hourly Wage Rate x Time Spent
Attendance as Witness at Court Charge calculated in accordance with Supreme Court Rules, Schedule G, Table 3, relating to Allowances for Witness as contained in GM Circular 92/9	Hourly Wage Rate x Time Spent

Item 5

Item No: **C0618 Item 5**

Subject: **BRANDING**

Prepared By: Laura Stevens - Group Manager Communications, Engagement and Events

Authorised By: John Warburton - Deputy General Manager Community and Engagement

SUMMARY

Inner West Council lacks a strong visual identity and recognisable brand. The interim logo does not reflect our diverse and vibrant community. There is scope to build staff and community pride in the organisation as we strive to become the best council in Sydney. In order to provide certainty for Council's operations and functions, Council should develop its permanent brand architecture and logo, tested for accessibility and supported by extensive brand guidelines and a comprehensive rollout. Given there is no in-house design or technical expertise for specialist brand development, design and architecture, an external branding agency should be engaged to complete this project. Budgets and resourcing will be determined once the EOIs and tenders have been received.

RECOMMENDATION

THAT Council:

1. **Agree to develop and implement a new brand, visual identity, logo and guidelines for Inner West Council;**
2. **Determine whether the project should be managed in-house (with external design development) or by an external branding agency;**
3. **Agree to seek expressions of interest from brand agencies and provide funding to deliver the branding project, pending a report back to Council on final costs;**
4. **Support the establishment of a panel of nine people (membership to include nominated Councillors and the Mayor, Council officers and relevant community members identified collaboratively by those Councillors and Council officers) to determine selection criteria and briefing for the expressions of interest and final decision making criteria, and oversee the broad engagement strategy to involve the community in decision-making for the final visual identity; and**
5. **Commence rollout of the new brand/logo across the local government area once the above steps have been completed.**

BACKGROUND

When Inner West Council was formed on 12 May 2016 an interim logo and basic style guide were developed in-house with minimal design process, brand development and staff or community engagement.

The strategy at the time was to deliver a Council brand identity as quickly and cheaply as possible, ensuring it would not be prohibitively expensive to change if the newly elected Council resolved to do so at the end of the administration period. The cost of rolling out the interim logo was deliberately kept to a minimum, with temporary branding solutions such as sticker/magnet decals on vehicles, patches on uniforms and limited in-house print runs of stationery.

In December 2017, Council resolved to defer the item relating to brand development for six months. Noting that we need more than a short term, stopgap solution, Council will now

Item 5

determine the way forward for the development of our brand, including visual identity, guidelines and rollout. This is a practical decision that will provide a clear mandate and guide the operations of Council going forward.

Interim logo and branding

In early 2018, the logo and style guide were updated so they were consistent with the development of Council's new website, due to be launched in August 2018, to save the expense of Council retrofitting the website with different branding at a later date.

The updated style guide replaced the blue logo with a black, white and grey version, alongside supplementary colours of teal, pink and yellow for a modern, fresh and vibrant look and feel. These all meet best practice digital accessibility requirements. A Council font was also chosen in line with the font used on the website.

INNER WEST COUNCIL

The colour palette for Inner West Council is as follows:

Black

- **HEX:** #000000
- **CMYK**: 0, 0, 0, 100
- **RGB**: 0, 0, 0

Grey

- **HEX:** #4A4A4A
- **CMYK**: 0, 0, 0, 70
- **RGB**: 74, 74, 74

Turquoise

- **HEX:** #50E3C2
- **CMYK**: 55, 0, 36, 0
- **RGB**: 80, 227, 194

Pink

- **HEX:** #E01090
- **CMYK**: 7, 100, 0, 0
- **RGB**: 224, 16, 144

Yellow

- **HEX:** #F8E71C
- **CMYK**: 0, 5, 100, 0
- **RGB**: 248, 231, 28

Challenges of interim logo and branding

In the two years since amalgamation, no work has been done on permanent branded signage or assets across Council, pending a Council decision on whether to keep or replace the interim logo.

The lack of a permanent logo has practical and operational implications, as the implementation of many projects has been hindered, delayed or put on hold as a result.
For example:

- Existing buildings/assets that are in need of new/replacement signage have been left with old signs and former council logos
- New road signs do not feature a logo, just the words 'Inner West Council'
- Council's vehicle fleet has cheap stickers that can be replaced when required
- Work has already commenced on a signage strategy for the new Marrickville Library without a permanent logo

- Wayfinding, placemaking and signage development, including Aboriginal wayfinding project, have been on hold
- Website has been developed with its own colour palette, checked for digital (but not print) accessibility requirements – due to launch in August
- It would be beneficial to have a decision on a permanent logo, colours and branding before internal digital projects such as the Tech One system are rolled out this year, with any logo/colour/branding changes to impact training documentation, usability and adoption
- New major projects set to commence over the next two years including all town halls, Haberfield Library, Ashfield Aquatic Centre and park amenities that will need signage with determined Inner West Council branding

It should be noted that in some areas, staff have created new materials with the interim logo that could not be put on hold, such as uniforms and depot signboards.

The lack of a permanent logo has created confusion among staff who are not sure if and how they should be developing new digital and physical materials with the current brand. It has also led to some areas seeking to fill this gap with unapproved 'sub-brands' that dilute and detract from a professional and uniform Council brand.

While it should be acknowledged that there is some brand recognition of the interim logo that has been in use since amalgamation, community and staff perceptions of the existing logo are generally poor and do not foster pride in Inner West Council. Staff have been heard to refer to the logo as 'the squirrel' and members of the community have parodied it on social media:



This may relate to the fact that the interim logo is associated with the state government's amalgamation and the administration period, rather than the new democratically elected Inner West Council and its community. The previous blue logo (now black, white and grey) was also likened to the WestConnex logo which is not popular in the community.

FINANCIAL IMPLICATIONS

The potential cost of a new logo and branding guidelines varies greatly and is impossible to determine without defining the scope of the brand refresh, going to tender and determining the extent of the projects undertaken.

Existing funds (up to $90,000) have been identified for the development of a new logo and branding guidelines. If Council chose to have the project managed by an external branding agency, the cost would likely be closer to $150,000 to $200,000.

The below costs are estimates only, noting figures have been based on similar projects undertaken at previous/similar councils and estimates provided by branding agencies:

- Define strategy, engage community and audit existing brand ($30,000)
- Logo design ($3,000-$10,000)

- Checking for accessibility ($15,000)
- Style guide and templates ($5,000-$20,000)
- Signage concepts and manual (up to $120,000)

Case studies from other councils are included in this report as a guide to various approaches and cost estimates. These range from doing everything in-house to an estimated $350,000 for the full suite of brand development including research, engagement, and the development of a suite of branding materials and style guides.

The cost of implementation is also unable to be accurately estimated without a comprehensive audit. It is recommended that the cost of applying Council's brand is included in future capital budgets to ensure the necessary funds are available.

A suggested approach is to target and prioritise key sites such as Council administration centres for immediate updates, with the remainder of the rollout to be implemented over time as part of General Managers' budgets for any new projects – that is, an incremental approach of replacing existing assets with the new logo/brand across the local government area as required rather than a full scale rollout.

Once a competitive EOI/tender process has been completed according to the selection criteria established by the brand panel and tender responses received, a report to Council will articulate the preferred tenderer and final costs for adoption.

It should be noted that Council has already saved a significant amount of money by creating the interim logo, style guide and colour palette in-house. It is possible that this work could be leveraged in the development of the new Council brand to save money.

OTHER STAFF COMMENTS

Benefits of a permanent logo and branding

A fully developed and articulated brand – including a logo and associated brand architecture – that is supported by demonstrated research and staff/community engagement will provide a clear foundation for our organisation as it develops, changes and grows.

A new Inner West Council brand would be an instantly recognisable touchpoint for the community that represents their identity, needs and aspirations. We should have a brand for Council that creates a sense of place and identity for the Inner West, and reflects our vibrant, creative and diverse community.
A new logo would symbolically conclude the unpopular amalgamation/administration period and support a step change to the democratically elected and future focused Inner West Council.

The benefits of a permanent logo and branding include:

- Enabling staff to move forward with projects that have been put on hold and implement professional, consistent signage across the local government area in place of old, cheap or temporary signage
- Strengthening Council's brand equity and recognition, supporting Council's efforts to increase professionalism and our reputation by helping the community to better identify Council funded services, projects and events. For example, if Council has allocated funds to a new project, we should ensure it is branded accordingly so the community knows that it has been delivered by their local council
- Ensuring consistency across Council assets, which currently feature a mix of logos from previous councils and the interim logo, causing confusion in the community as to what Inner West Council is responsible for

- Uniting staff as we work to build a positive Inner West Council culture in line with our values of 'flexibility, integrity, respect and spirit of team' and encouraging our people to become proud brand ambassadors for our organisation

Finally, a decision on a permanent brand/logo will enable Inner West Council to get on with the job of delivering services and projects to the community rather than delaying or hindering these in the absence of a clear brand direction or associated guidelines.

Proposed strategy and next steps

The three main components of a branding strategy are:

1. Developing brand architecture including logo
2. Creating style guidelines, colour palette and templates to support its rollout
3. The expression of the logo on physical and digital assets, ranging from buildings, signage and uniforms to digital newsletters and forms

It is proposed that Council commence the process of developing a branding and signage strategy, including determining a branding framework and new logo for the organisation. This can potentially be done in a cost effective way by leveraging the existing style guide and colour palette, pending accessibility requirements.

The process should include:

- Brand positioning and strategy (including staff and community engagement)
- Brand architecture including logo, colour palette, guidelines, templates and signage
- Audit of existing assets and rollout of new logo/brand on Council assets across the local government area

In order to keep the process as simple and cost effective as possible, we are not looking to develop a Council strapline/tagline or sub-brands as part of this process.

Council has two options:

Option A

- Council staff to prepare a report/brief to inform the branding process, compiling existing community input about Council derived from the Community Strategic Plan (CSP) process, the Community Satisfaction Surveys conducted by Micromex and the upcoming Wellbeing Survey
- The report would include an audit of usages of the brand, including physical and digital assets
- Additional engagement would also be required which would include Councillor workshops, community focus groups including Council's SRGs/committees and staff workshops
- A branding agency will be commissioned via an Expression of Interest (EOI)/tender process to develop the visual identity including logo, guidelines, signage and templates, using the report provided by Council as the basis
- Branding to be checked for accessibility and shortlisted/approved by a Council brand panel

Option B

- Engage a branding agency via an EOI/tender process to develop all brand architecture, including research, engagement, strategy, visual identity, logo, tone of voice, audit, guidelines, signage and templates, to be checked for accessibility and approved by a Council brand panel

Option A would likely be more cost effective, while Option B would be a more holistic and considered approach.

It should be noted that both options involve engaging a branding agency as Council does not have in-house capacity for this complex, specialist and extensive project.

An audit of all existing assets should be undertaken by either Council (Option A) or the branding agency (Option B), which will include:

- Digital assets (website, social media, e-newsletters, forms/templates, print advertisements)
- Physical assets (print collateral/posters/flyers/brochures, stationery/forms, buildings/signage/wayfinding, exhibitions/displays, publications/reports, vehicles, uniforms/clothing)

A competition for local residents, creatives or designers to determine the new logo (e.g. to be chosen by a Council brand panel, with community feedback, for a $2,000-$5,000 prize) is not recommended as that payment will only be awarded to the designer whose work is chosen and the other designers will not be fairly compensated for their time or work, which poses a reputational risk for Council.

The above alternate approach may also pose the following risks:

- Reputational risk that Council could appear not to understand that a logo is not a brand
- High risk that the logo developed by a designer may not be able to be easily converted to apply as a visual identity to all required uses or may not be accessible in all formats
- A professional branding agency may be loath to take on a logo developed externally to the rest of the brand development process

In-house capacity

Council has in-house capacity for strategic visual communication and design oversight, but developing the visual identity suite, designing a style guide and writing brand guidelines is a specialist area of graphic design and communication.

The project scope would require substantial capacity to deliver the requisite level of design and visual communication work, which would be best delivered by an external resource.

However, much of the rollout of any new logo on templates, printed publications, reports, stationery, forms, website, social media, e-newsletters and print collateral could be handled in-house.

Timing

It is estimated that this process could take a minimum of six months.

PUBLIC CONSULTATION

A brand development project provides an opportunity to look at what defines our community, what's important to them and what sets the Inner West apart from other areas. It will help to determine who we are, what we stand for, how we work and what we deliver to the community.

It is therefore important that we engage with both internal and external stakeholders as part of the brand development process.

Initial public engagement has been completed, with 7,217 responses to the optional brand related question – 'if your Council were a person' – on the Community Strategic Plan (CSP) survey. This question utilised Jungian archetypes, frequently used in branding exercises, to

identify the type of organisation the community wants Council to be. Face to face interviews were also conducted through the CSP engagement process.

This engagement found that the community wants Council to be a:

- Creator – imaginative, innovative, initiative
- Caregiver – compassionate, supportive, responsive, trustworthy
- Everyperson – egalitarian, partner, collaborative, unpretentious

The CSP is structured around a guiding principle, to work together in a way that is:

- Creative
- Caring
- Just

This reflects the values of the Inner West community, underpins community expectations of how Council will interact with its residents, and is the foundation for all decision-making, actions taken and management of resources.

Council has also determined our values through an internal engagement exercise:

- Flexibility
- Integrity
- Respect
- Spirit of team

The above insights should all inform the development of our brand and logo.

Depending on the option Council chooses, it is anticipated that during the next stage of the project both staff and the community will have an opportunity to influence and make recommendations on Council's brand.

CONCLUSION

ATTACHMENTS

1.⇩ Council branding case studies

Council branding case studies

Canterbury-Bankstown Council

The amalgamated Canterbury-Bankstown Council sought Frost*collective to develop a new logo and rebranding as part of a 'destination marketing approach' at a cost of around $350,000. The brand development process took around six months.

Council advised it undertook an EOI process followed by a selective tender. This enabled it to attract genuinely interested agencies in the first instance, then conduct a tender process with the top 10. A significant initial stage of the project involved community consultation. The Council found this to be extremely valuable for a number of reasons, including obtaining extra data for other projects such as its CSP.

The new branding was based on the idea/strapline 'where interesting happens' to define the area and allow Council to promote its city's fascinating stories, unique experiences and much more to the local and wider community.

Community consultation experts Elton Consulting worked with Frost*collective to engage more than 1,700 local residents, community groups, businesses, sporting organisations and special interest groups through workshops, discussions and interviews (227 people), a telephone survey (606 people) and an online survey (963 responses). The findings were then correlated with insights from focus groups and quantitative research with 459 Sydneysiders from outside the area, conducted by market research company Environmetrics.

Council reported that a major gap emerged in how Canterbury-Bankstown was perceived, with locals proud of its rich diversity, food culture and thriving arts and cultural scene, but those from outside believing there was nothing of interest or unsure of what was there.

The Strategy Director at Frost*collective stated the project was precedent-setting in using a combination of community consultation, market research and brand analysis to develop the Council and destination's new positioning, describing the process as a truly evidence-driven piece of work that would not only unify the community from both former council areas, but also address barriers that currently prevent people from visiting, working and living there.

Council regards the brand idea 'where interesting happens' as about sharing what makes the area special, and has invited the local community including residents, businesses, community groups, cultural institutions, sporting groups and visitors to use the logo as a destination marketing approach for the community, to support economic development and grow the local economy. Council developed brand guidelines which are publicly available on its website and include a number of resources locals can integrate into their own marketing and communications activities.

Frost*collective collaborated with Council on developing a roll-out strategy for the new brand to be put on Council collateral, including vehicles, uniforms, buildings, signage, social media, website and promotional advertising. Council painted existing infrastructure and installed new signage sleeves with a life of seven years, rather than removing all existing signage infrastructure, to save on costs.

To help launch the new brand, local poet Miski Omar was engaged to feature in a video that shares the story of the brand development process and the new positioning.

Georges River Council

The dragon logo for Georges River Council was developed in house and in partnership with Ryde Council who facilitated the staff workshops and came up with four options.

Staff voted at the 2016 staff Christmas party and the top three logos were presented to the community for comments and a vote in February 2017. Elton Consulting conducted the online and face to face consultations with the public.

The results we presented to the Executive Team, with the chosen dragon logo finessed by Council's graphic designer then adopted by Council in March/April 2017.

Georges River Council committed to using state government merger funds to cover the costs of the logo implementation, rather than ratepayer money.

Northern Beaches Council

Northern Beaches Council spent $320,000 to develop a new logo and new website. The new logo cost $46,980 and another reported $273,000 was spent on consultation with more than 2,000 residents on its design. The total figure also included website development.

The council's chief executive officer Mark Ferguson was quoted in an article by *The Daily Telegraph*:

"We need to have one consistent brand for the Northern Beaches Council; at the moment you have a range of different identities that exist form the three former councils.

"This investment has allowed us to work in partnership with the community to create something that truly reflects the spirit of the community, inspires future success for the Council and paves the way for a great customer experience.

"We didn't have an identity as a new Council," he said.

"It was necessary to have something that was a reflection of the Northern Beaches Council looking to the future and having it based on a strong level of community participation."

It was reportedly paid for as part of the $10 million merger bonus from the State Government. The rollout of the logo to Council-owned assets (more than 150 sites and services) will be taken from the Council's annual budget.

Item No: **C0618 Item 6**

Subject: **EVENT INVITATION AND SPEAKING POLICY**

Prepared By: Laura Stevens - Group Manager Communications, Engagement and Events

Authorised By: John Warburton - Deputy General Manager Community and Engagement

SUMMARY

The purpose of this report is to adopt a new event invitation and speaking policy for Inner West Council. The policy has been approved by Council's executive and incorporates feedback from across Council.

RECOMMENDATION

THAT Council:

1. **Adopt the event invitation and speaking policy; and**
2. **Publish the policy on its website and intranet.**

BACKGROUND

Since the creation of Inner West Council, Council has established a number of new policies. However, Council currently has no policy governing Council run events, programs and activities, which has caused some confusion among staff and inconsistencies across Council in relation to processes including:

- Notifications to Mayor and Councillors;
- Invitations and communication requirements;
- Speaking protocols;
- Event coordination; and
- Follow up and communications after events.

This has meant that in practice Councillors have not always been provided with adequate notification or information about events by Council staff.

Given that both smaller and major Council events are run by various staff members and teams across Council, it is essential that Council has a policy outlining a clear approach to the coordination of these events to ensure they are implemented to a consistent high standard across the organisation.

This policy applies to Council officials and will help to protect and enhance the reputation of Council by establishing a consistent approach to managing notifications, invitations, communications and speakers in the coordination of Council events, programs and activities.

The policy is supported by event invitation and speaking guidelines for staff, which is a working document and operational in nature. It may change at any time according to operational requirements – for example, it includes a list of local members which may change if/when electoral boundaries are adjusted and/or elections are held. Council staff may also refer to Council's sustainable meeting and event guidelines for further operational information about coordinating and operating events, including a useful checklist.

FINANCIAL IMPLICATIONS

Nil.

Item 6

OTHER STAFF COMMENTS

The event invitation and speaking policy incorporates input from across Council, including Events, Recreation and Aquatics, Library and History Services, Community and Cultural Services, Development Assessment and Regulatory Services, Environment and Sustainability, and Trees, Parks and Sportsfields. It has been endorsed by the Leadership team.

It should be noted that a strategic approach to the harmonisation of Council's events program will be considered in a separate events review by Council.

PUBLIC CONSULTATION

It is not proposed that this policy be placed on public exhibition as it does not directly affect members of the public.

CONCLUSION

Nil.

ATTACHMENTS

1.⇩ Inner West Council event invitation and speaking policy



Event invitation and speaking policy

Summary

This policy informs Council officials – including Councillors and Council staff, administrators, Council committee members and delegates of Council – of notifications/invitations, communications and speakers relating to the management of Council events to ensure events are implemented to a consistent high standard across Council.

Policy background

Inner West Council strives to maintain a positive image in the community, including through Council's events, programs and activities.

It is essential that Council's events, programs and activities are managed in a consistent way to ensure to ensure a coordinated approach is taken to events throughout the organisation, including clear processes around notifications, invitations, communications, speakers and coordination.

For the purpose of this policy, events comprise Council's major events program and smaller community events, programs and activities.

Policy purpose

The purpose of this policy is to:

- Protect and enhance the reputation of Council;
- Maintain and maximise positive relations with the community; and
- Establish a consistent approach to managing notifications, invitations, communications and speakers in the coordination of Council events, programs and activities.

Who this policy applies to

This policy applies to all Inner West Council officials including Councillors, staff, contractors and volunteers in relation to Council managed events, programs and activities.

In cases where events are jointly managed in partnership with external organisations, it is possible that not all requirements regarding notifications, invitations, communications and speakers may apply. In these instances, decisions will be made on a case-by-case basis in consultation with the relevant Group Manager and the external organisation as required.

Related legislation, policies and procedures

Related policies:

- Inclusion Action Plan (for People with a Disability) 2017-2021;
- Acknowledgement and Welcome to Country Guide;
- Public Access to Information Policy;

- Community Engagement Framework;
- Events in Parks Policy;
- Code of Meeting Practice;
- Council's Code of Conduct; and
- Council's Sustainable Meeting and Event Guidelines.

Related legislation:

- *Government Information (Public Access) Act 2009* (*GIPA Act*); and
- *Local Government Act 1993.*

Policy

1 Notifications to Mayor and Councillors

The Mayor and Councillors should be notified of any Council events at which more than 50 people are expected to attend and/or which are of public or political significance. This should be done as far in advance as possible.

Council officials should adhere to the checklist outlined in Promapp and Council's Sustainable Meeting and Event Guidelines and when notifying the Mayor and Councillors of Council run events, including:

- Checking the Councillor Events diary for date suitability and adding the event to the Councillor Events Calendar;
- Liaising with internal Council staff, including the Mayor's office and Civic and Executive Support team as required; and
- Sending further information (e.g. briefing paper, speech notes) as required. Where possible, the briefing paper should include relevant details such as
  - date, time and location;
  - contact person/phone number;
  - accessibility;
  - parking/public transport;
  - invitees/target audience; and
  - number of people invited or expected to attend.

Council's Communications staff will also include a listing of events organised by Council staff in the fortnightly email update to Councillors and a link to the public events shown on the What's On calendar on Council's website.

2 Invitations and communication requirements

Invitations

The event organiser is responsible for compiling an invitee list and sending invitations to internal and external stakeholders. See *Speaking protocols – Government representatives* for guidelines on which government representatives should be invited.

Invitations to all significant public events, meetings, openings and consultations should come from the Mayor in the first instance as official Council spokesperson. Smaller scale events and routine meetings are exempted from this requirement.

At their discretion, the Mayor and/or General Manager can nominate other Council officials to issue event invitations, such as senior staff or relevant staff.

All event invitations should be approved by the relevant manager before being issued. Event invitations pertaining directly to the Mayor, using his quotes or image, must be provided to the mayoral media unit (Mayoral Media and Communications Coordinator or Mayoral Policy and Media Relations Manager) for the Mayor's approval prior to dissemination.
Invitations should include all relevant information, including date, time and location. They must feature Council's logo and adhere to our brand/style guidelines (available on the intranet). Invitations designed with Inner West Council branding should also be provided to the Communications team for approval to check accuracy, quality and corporate style prior to dissemination.

Communications

The event organiser should keep other relevant Council areas informed of the event, including providing event information and content to the Media and Communications Coordinator for media release, website, newsletter and social media content as required.

Where possible, events that may attract media attention should be brought to the attention of the Communications team prior to the date of the event. Requests from media outlets to film or photograph Council events must be referred to the Media and Communications Coordinator for determination by the General Manager in consultation with relevant Council staff.

The event organiser is also responsible for promoting the event via their own networks (including the section of the website that the event organiser may manage themselves) after all of the above notification and invitation steps have been completed.

3 Speaking protocols

Traditional Welcome to Country

A Welcome to Country is a speech given by a traditional custodian of the land, usually a Community Elder or representative nominated by the Metropolitan Local Aboriginal Lands Council (MLALC). It is mostly done at major events and meetings. It welcomes people to visit and meet on the traditional area. The traditional custodians of the area are people who have originally come from that region, and are also acknowledged by the community.

The original residents of the Inner West local government area were the Gadigal and Wangal people, clans of the Eora nation. Despite dispossession of land, the traditional custodians have a continuing relationship with the land and it is important to respect that by including a traditional Welcome and Acknowledgement in event agendas.

In general, a non-Aboriginal person, or an Aboriginal person from a different community, cannot present a Welcome to Country. They should present an Acknowledgement of Traditional Custodians.

A Welcome to Country should be considered for all major events, including:

- Citizenship ceremonies;
- Councillor induction ceremonies;
- NAIDOC Week events;
- Large public festivals and event openings; and
- Events with government agencies or the media.

Where a Welcome to Country is considered, thought should also be given to whether the Aboriginal flag should be displayed. Inner West Council flies the Aboriginal flag continuously beside the Australian and state flags on our town halls.

Acknowledging Traditional Custodians

For less formal events, or where a Welcome to Country is not possible, the first duty of any meeting, event opening, or speech should be to acknowledge the traditional custodians as a sign of respect and recognition. It is a requirement that an Acknowledgement of Traditional Custodians is incorporated into all Council's public meetings and minor events. Consideration should also be given to whether this is included in formal communication/invitations asking people to participate.

At major events, each speaker should start with an acknowledgement, and could include one of the following examples:

- *"Today we gather on the traditional lands of the Gadigal and Wangal people, lands on which Aboriginal peoples have performed age-old ceremonies of celebration, initiation and renewal. I acknowledge their custodianship over many centuries and their ongoing connection to these lands and contribution to our community."*
- *"I would like to acknowledge the Gadigal and Wangal peoples of the Eora nation who are the traditional custodians of this land. I would also like to pay respect to Aboriginal Elders, past and present, and acknowledge their young people who will be our future leaders."*

It is also appropriate to acknowledge particular individuals such as Community Elders or representatives of the local Aboriginal community, Aunties or Uncles, if this is known:

- *"I would like to acknowledge the Gadigal Wangal people who are the Traditional custodians of the land we are meeting on and remind people that we are on Aboriginal land. I also acknowledge and pay my respect to the Elders and in particular those attending today's event."*

Official spokespeople

In the first instance, the Mayor and General Manager are Council's official spokespeople on all matters.

At their discretion, the Mayor and General Manager can nominate other Council officials to act as a Council spokesperson, such as Councillors or senior staff.

Council officials may speak at small scale or low profile events with managerial approval.

Government representatives

Depending on the nature and size of the event, the relevant state and federal MPs should be invited to attend based on the electorate in which the event is held (see http://streetlist.elections.nsw.gov.au/ and http://www.aec.gov.au/profiles/nsw/ and Council's Sustainable Meeting and Events Guidelines for electorate guides).

Other politicians may be invited to attend and/or speak on a case-by-case basis, at the discretion of the Mayor and/or General Manager.

All members of Parliament should be addressed with the correct title and salutation, whether the correspondence is formal (e.g. letter) or informal (e.g. email). See *How to address Senators and Members* for information on how to address Australian Members of Parliament:
https://www.aph.gov.au/Senators_and_Members/Guidelines_for_Contacting_Senators_and_Members/How_to_address_Senators_and_Members

The number of speakers at events should be kept to a minimum. Therefore, an invitation to attend an event does not always include an invitation to speak at the event.

However, if funding related to an event or initiative has been provided at a state or federal level, the relevant minister, local member or their delegate should be invited to speak at the event.

Government representatives may also be invited to speak and/or answer questions at events such as major infrastructure development public meetings.

Requests to speak by external parties should be considered on their merit.

Speaking order should be based on seniority:

- International;
- Federal;
- State; then
- Local.

See *The Table of Precedence NSW* for further information:
https://publications.dpc.nsw.gov.au/event-starter-guide/protocol/

Whether they are invited to speak or not, all government representatives should be officially acknowledged by the event's master of ceremonies during the event formalities, including attending Councillors.

Council staff

Staff must seek prior approval from their manager to speak at any Council event and should only speak publicly about their area of expertise.

Staff members are reminded that when engaging with external stakeholders at events as a representative of Inner West Council they should reflect Council's values of flexibility, integrity, respect and spirit of team.

4 Event coordination

Community events which do not fall within Council's major events program are the responsibility of the relevant section. It is up to the relevant Group Manager to determine how their group's events are managed by their team and program officer/s.

Council's Events team may provide guidance on event organisation for smaller scale events.

Event organisers should give consideration to accessibility issues, and refer to the IWC Inclusion Action Plan (IAP) available on Council's website, in particular IAP Action Plan 2:

- *Produce and centralise information on access and inclusion provisions of events/cultural activities and make consistent and reliable inclusion information available on all events.*

Event organisers should refer to the checklist in Council's Sustainable Meeting and Event Guidelines for assistance in planning events.

5 Follow up and communications after events

Following events, Council officials should endeavour to proactively pass on photographs to the mayoral media unit and Media and Communications Coordinator for use in promotional materials.

Any photographs featuring members of the community aged under 18 years old should include a signed waiver (template available on Council's intranet) enabling use of their image in Council's marketing collateral.

6 Breaches of this policy

Breaches of this policy by Council officials may result in disciplinary action, up to and including termination of employment.

Any alleged criminal offence or allegation of corrupt conduct will be referred to the relevant external agency.

7 Policy review

This policy will be reviewed regularly as required and may change at any time subject to Council approval.

Item 7

Item No: **C0618 Item 7**

Subject: **BANNERS, FLAGS AND TEMPORARY SIGNAGE POLICY**

Prepared By: Laura Stevens - Group Manager Communications, Engagement and Events

Authorised By: John Warburton - Deputy General Manager Community and Engagement

SUMMARY

Banner, flags and temporary signage are valuable tools to achieve Inner West Council's objectives of communicating and celebrating with our community.

It is essential that Council has a policy in place outlining the management of banners, flags and temporary signage in the Inner West local government area to ensure their appropriate use.

RECOMMENDATION

THAT:

1. **Council endorses the draft banners, flags and temporary signage policy for public exhibition, with outcomes reported back to Council.**

BACKGROUND

Following the amalgamation on 12 May 2016, Inner West Council had no policy, system or processes in place to guide decision making or responsibility for the management of banners, flags and temporary signage across the local government area. None of the former councils (Marrickville, Leichhardt and Ashfield) had a policy in place governing banners, flags or temporary signage in the public domain.

This has caused a range of procedural issues, including:

- Outdated banners being left on display months after they should have been taken down;
- Banners being mounted in non-authorised Council areas (such as the gateway structure at Explorers Park, Ashfield);
- Safety concerns with unauthorised staff hanging banners; and
- Cost implications, with banner works being requested without knowledge of costs involved and no budget to cover costs.

A Council resolution, *Better use of banners*, on 27 February, called for a policy for the new Inner West Council to be developed:

THAT Council prepare a banner policy or guidelines to better use banners in order to communicate with our community, to inform our community and to celebrate with our community. A short report should be prepared by Council to consider policy change and/or more efficient use of banner space.

This policy provides appropriate guidelines for the effective management of banners, street flags and temporary signage across the local government area.

In future, Council may wish to explore other alternatives to banners, such as electronic billboards at key Council sites where messaging can be changed easily and cost effectively.

FINANCIAL IMPLICATIONS

Nil.

OTHER STAFF COMMENTS

The policy covers the following areas:

- Responsibility for banners, flags and temporary signage within Council;
- Appropriate use;
- Sites;
- Booking system;
- Design guidelines, specifications, production and approvals process;
- Additional requirements (legislative, heritage and safety);
- External use; and
- Cost recovery, fees and charges.

The sections below outline the background to and rationale for decision making in relation to these areas.

Responsibility

When Inner West Council was formed, no particular team was appointed to oversee the management of banners, flags and temporary signage. It is recommended that the Communications team has ownership of this area, as it falls under a marketing and communications function.

It is essential that the Communications team works closely with the Trades/Maintenance team, which is responsible for the works associated with installing and removing banners, flags and temporary signage, to ensure all requests are actioned.

Appropriate use

Given the cost and labour involved in the hanging of banners, flags and temporary signage, as well as limited availability of sites, the policy encourages people booking banners, flags and temporary signage to consider whether other channels may be more appropriate for promotion of their events and activities.

Sites

Council has conducted and documented an audit of banner and flag sites across the Inner West local government area to ensure all sites are appropriate. Some existing sites were not considered appropriate and removed, such as sites of heritage or cultural significance.

The number of banners and signs at any one site has been limited so that sites are not overrun with banners and visual pollution, to keep the local amenity pleasant for residents and visitors.

Booking system

A booking system has been established to assist in implementing the policy.

A live booking calendar and internal banner and flag site form for staff minimise the likelihood of outdated banners being left within the public domain long after an event has finished, stipulating that those requesting bookings must provide a date for banners/flags to be installed as well as taken down.

Additional requirements

The policy seeks to address a range of issues associated with banners, flags and temporary signage, from storage to safety.

With the Trades/Maintenance team now charging internally for banner works, some Council staff are opting to hang their own banners, especially where no or insufficient budgets are available to cover costs associated with banner works. This practice can potentially pose a safety risk both to staff and the general public.

The policy therefore stipulates that only approved staff may install and remove banners, flags and temporary signage.

External use

Historically, issues had been raised with external organisations 'bumping' promotion of Council events and activities, or booked banner space resulting in limited availability to fulfil Council resolutions regarding supporting campaigns and social issues.

Following amalgamation, a decision was made internally to pause putting up banners for external organisations, given the increased demand internally from the new, larger Council. This also reflected the need to create an increased presence for the newly formed Council in the community.

While it is considered appropriate for external organisations to be offered the opportunity to have banners, flags and temporary signage installed on a case-by-case basis, Council should be the primary user of this service.

The policy therefore imposes a number of conditions to ensure the use by external organisations is reasonable and does not adversely impact on Council business. These include:

- Council signage and events taking precedence;
- A limited number of placement opportunities for community events and charitable initiatives to keep space available to promote Council's core programs and initiatives; and
- Costs levied reflecting the provision of services.

This approach is in line with similar policies of many other councils.

It should also be noted that Council has a range of communication channels that may be a more appropriate and effective way to promote community events and initiatives. For example, Council's new website to be launched in August will offer community organisations a new 'What's On' portal to easily and widely promote their events and activities for free. Social media is another cost effective promotional tool.

Cost recovery, fees and charges

Since the new Council was formed, there have been several issues due to a lack of clarity regarding costs of banner works across Council's multiple locations.

Council's Trades/Maintenance team has started charging internally for works associated with banners and flags. While the intention is to reflect the true cost of services and the labour intensive process involved, in practice it means requests have been made for the hanging and removal of banners and flags across Council without a clear understanding of associated costs, along with a lack of internal consultation and information.

This has created further issues across the organisation – with some teams opting to hang their own banners where possible, with associated safety risks. It has also meant that events which could previously be promoted through banners, flags and temporary signage can no longer be promoted due to a lack of funding in existing budgets.

The policy seeks to address this issue by clearly outlining the cost involved and requesting a job number when banners and flags are booked.

External organisations may access the banner and flag sites for the fees listed in the fees and charges on Council's website: https://www.innerwest.nsw.gov.au/council/policies-and-publications/fees-and-charges

It should be noted that there are no reduced fees or fee waivers in place for the hanging of banners and flags by external organisations. It is not considered appropriate for Council to be in a situation where external organisations may have banners put up at no cost, while internal sections of council such as the Events team are forced to take time out of their operational work to install and remove banners themselves, or forego banners to promote major Council events due to budget constraints.

Given the concerns over the cost of installing and removing banners which is impacting on internal Council budgets, it would be an additional, significant and unfunded cost to Council to enable external organisations to access the booking system for free, especially in a tight fiscal environment.

The Trades/Maintenance team has also indicated that these fees and charges do not adequately recover the true cost of the services provided. It is therefore recommended that future reviews of Council's fees and charges assess the true cost of banner services and ensure these are reflected in any fees and charges levied for these bookings to recoup the cost involved.

PUBLIC CONSULTATION

It is proposed that the policy be placed on public exhibition for a period of four weeks given its impact on the community.

Internal engagement has already been undertaken to develop the policy, with input from Communications, Trades/Maintenance, Community Services, Customer Service, Heritage, Development Assessment, and Council staff previously responsible for managing banners, flags and temporary signage at the former Marrickville, Leichhardt and Ashfield councils.

CONCLUSION

Start typing the "conclusion" section here.

ATTACHMENTS

1.⇩ Inner West Council banners, flags and temporary signage policy

Item 7

INNER WEST COUNCIL

Banners, flags and temporary signage policy

Attachment 1

Summary

This policy informs Council officials – including Councillors, Council staff, administrators, Council committee members and delegates of Council – of processes related to the booking, approval, installation and removal of banners, flags and temporary signage on Council assets.

Policy background

Inner West Council strives to maintain a positive image in the community, including through the marketing of Council's events, services, facilities and activities.

It is essential that Council has a simple, clear, consistent and transparent framework to guide the decision making and approval process for the use of flags, banners and temporary signage to ensure their appropriate use across the Inner West local government area.

Policy purpose

The purpose of this policy is to:

- Protect and enhance the reputation of Council;
- Provide promotional and marketing support for activities aligned with Council's strategic plans;
- Keep the community informed about Council events, services and facilities; and
- Establish a consistent approach to managing banners, flags and temporary signage.

Who this policy applies to

This policy applies to all Inner West Council officials including Councillors, staff, contractors and volunteers.

It also guides the management of external requests for banners, flags and temporary signage by local organisations and community groups.

Related legislation, policies and procedures

Related policies:

- Public Access to Information Policy;
- Graffiti Policy; and
- Council's Code of Conduct.

Related legislation:

- *State Environmental Planning Policy (Infrastructure) 2007*;
- *Division 2 Advertising and Signage Exempt Development Code of State Environmental Planning Policy (Exempt and Complying Development Codes) 2008;*
- *Heritage Act;*

- *Work Cover NSW 'Work Near Overhead Power lines' Code of Practice 2006;*
- *Graffiti Control Act 2008;*
- *Government Information (Public Access) Act 2009* (*GIPA Act*); and
- *Local Government Act 1993.*

Policy

1 Responsibility

The Communications team in Council's Community, Engagement and Events group is responsible for managing Council's banners, flags and temporary signage booking and approvals system.

Council's Trades/Maintenance team install and remove banners, flags and temporary signage as directed and approved by the Communications team.

Other teams across Council are responsible for the production and booking of their own banners, flags and temporary signage, including providing the appropriate budget to do so.

2 Appropriate use

Council has a range of marketing channels to communicate events, facilities and services to the community, including:

- Physical collateral including banners, flags and temporary signage;
- Digital collateral including website, social media and e-newsletters;
- Print collateral including letters, newsletters, brochures and posters.

Consideration should be given to which of the above channels are the most appropriate and cost effective, depending on the nature of the activity.

Banners, flags and temporary signage are considered an appropriate promotional tool for a limited number of Council initiatives including:

- Major Council events and events running for more than one day;
- Important Council resolutions, policy decisions or positions;
- Council approved messaging (e.g. safety, seasonal, economic development); and
- Improvement activities (e.g. development, construction, new facilities).

3 Sites

Council has sites across the local government area which have been identified as high profile and suitable for the hanging of banners, flags and temporary signage. These include six town halls, five parks, one depot, five main streets and one footbridge:

Banners and temporary signage

- Ashfield Park, Parramatta Road, Ashfield;
- Crystal Street, Petersham – fence;
- Darling Street, Rozelle – near Sackville Hotel;
- Enmore Park, Enmore;

- Leichhardt Town Hall, Leichhardt;
- Marrickville Town Hall, Marrickville;
- Newington footbridge, Stanmore;
- Newtown Town Hall, Newtown;
- Norton Street, Leichhardt – near Norton Plaza;
- Petersham Town Hall, Petersham;
- Robson Park, City West Link, Haberfield;
- St Peters Depot, St Peters;
- St Peters Town Hall, St Peters;
- Steel Park, Marrickville; and
- Victoria Road, Rozelle (amenities block).

Flags

- Marrickville Road, Marrickville (33 flags); and
- Norton Street, Leichhardt (27 flags).

Further information about these sites – including exact locations, installation details, access, equipment and other requirements – is available on Council's internal banner and flag site booking form on the intranet, and the Communications or Trades/Maintenance teams.

Banners and signs may not be placed sites that are not listed above without prior written approval from the Group Manager Communications, Engagement and Events.

This does not apply to hoarding on building sites or print collateral on Council noticeboards.

It is considered best practice for only one banner or sign to be placed in one location at any time.

Limiting banners at any one site also meets legislative requitements as per the *Division 2 Advertising and Signage Exempt Development Code of State Environmental Planning Policy (Exempt and Complying Development Codes) 2008:* "not … more than one banner and one other type of temporary sign facing any road frontage".

Therefore a maximum of two banners/signs should be placed in these locations to meet legislative requirements, minimise visual clutter and support the safety of passing motorists by reducing distractions.

Council also has access to free bus shelter advertising (city light and timetable panels) within the former Leichhardt local government area (Leichhardt, Balmain, Rozelle, Lilyfield, Annandale). Access is provided for one week per site, with a minimum lead time of two weeks. Council is responsible for the cost and the supply of the posters. Posters are also subject to advertising standards approval. For further information, including specifications and a full list of locations, contact Council's Communications team.

4 Booking system

Council has a centralised, internal banner/flag booking system, including a request form and availability calendar.

Calendar

A live bookings calendar is available for viewing by all Council staff on Council's intranet.

The calendar ensures that:

- Council's core events and initiatives are promoted;
- Banner spaces are not 'double booked' by ensuring that teams across Council can clearly identify which site has been booked at any of Council's banner locations and for how long;
- Efficient use of banner space; and
- Council's Trades/Maintenance team can forecast labour requirements.

The calendar is 'read only' for staff to check availability and accessible for editing the by Communications and Trades/Maintenance teams, as the key teams involved in planning within this area. It can also be filtered by location for ease of use.

Booking form

The internal banner and flag site booking form, available on the intranet, includes:

- Banner/flag details to ensure the correct banner/flag is hung;
- Banner/flag specifications;
- Banner/flag location and associated costs;
- An installation and removal date to ensure banners/flags are taken down promptly (within two days of an event being held);
- Where to collect/drop-off banners/flags; and
- Work order number for payment.

Council staff should email banners@innerwest.nsw.gov.au with a completed form to book banner and flag space. This email address is managed by two nominated Council officials from the Communications team, who are authorised to manage banner approvals, schedule and prioritise bookings, and pass on works requests for action by the Maintenance team.

Prioritisation

Internal banner/flag/temporary signage bookings are prioritised in the following order:

a) Inner West Council run events and activities; and
b) Inner West Council sponsored/partnered events and activities.

5 Design guidelines, specifications, production and approvals process

Banner design must be approved by Inner West Council Communications team prior to production to ensure it meets Council's brand guidelines. Approval is required for all designs, even if banners and temporary signage have been used previously.

Production specifications have been put in place for consistent sizing and materials, to ensure a coherent visual identity for Council. Specifications are available on the banners booking form and by emailing banners@innerwest.nsw.gov.au

Designs must be submitted for approval a minimum of six weeks prior to the proposed installation date. Artwork can be submitted as a low-res PDF or jpeg file via email to banners@innerwest.gov.au

Banners and posters used in previous years are permitted to be reused if they are clean and free of fading, rips or tears. As a general rule, banners should be replaced every two years or if/when they become faded, tattered or out of date. A sticker may be used as a cost effective alternative to update a date to ensure banners can be reused.

Old and out-of-date banners and flags should be disposed of sustainably where possible – for example, by donating them to Reverse Garbage where appropriate. Reverse Garbage can be contacted on 9569 3132 to confirm their capacity for banners or flags prior to dropping off.

6 Additional requirements

Legislative requirements

Division 2 Advertising and Signage Exempt Development Code of State Environmental Planning Policy (Exempt and Complying Development Codes) 2008 contains exempt provisions relating to the erection of various types of signage.

The following provisions are applicable to Council's use of banners and temporary signage:

Subdivision 11 Temporary event signs

2.102 Specified development

The construction or installation of a sign or banner that advertises a commercial, community or retail event or a private function (including sponsorship of the event or function) is development specified for the purposes of this code.

2.103 Development standards

The standards specified for that development are that the development must:

(a) not result in more than one banner and one other type of temporary sign facing any road frontage, and

(b) not have a surface area of more than $6m^2$, and

(c) be located wholly within the boundaries of the property or, if attached to a building, fence or wall, not project more than 100mm from the building, fence or wall, and

(d) not be higher than 5m above ground level (existing), and

(e) not be permanently fixed to a building, fence or wall, and

(f) if advertising a commercial or retail event—not be constructed or installed in a residential zone, and

(g) not be illuminated, and

(h) not be displayed earlier than 14 days before the event, and

(i) be removed within 2 days after the event.

The *State Environmental Planning Policy (Infrastructure) 2007* has exempt provisions for signs erected by a public authority as detailed below:

Existing signs—maintenance, replacement or change in display if existing sign is exempt under this Policy	• Must not involve a change in area, form or shape.
Identification, directional, community information or safety signs but not including roof-top signs or commercial advertising or signs associated with the use of road infrastructure (including signs associated with level crossings)	• Surface area must not exceed 3.5m^2. • Must be located wholly within property boundary or be attached to existing boundary fence and not projecting more than 100mm from fence. • Obtrusive effects of outdoor lighting must be controlled in accordance with AS 4282–1997, Control of the obtrusive effects of outdoor lighting.
Identification, directional, community information or safety signs associated with the use of road infrastructure	• Must be consistent with road safety policies and guidelines on outdoor advertising approved by the Secretary for the purpose of this provision and published in the Gazette.
Temporary signs advertising an event and associated relevant details including sponsorship of the event	• Surface area must not exceed 3.5m^2. • Must be located wholly within property boundary. • Must not be displayed earlier than 28 days before event and must be removed within 14 days after event. • Obtrusive effects of outdoor lighting must be controlled in accordance with AS 4282–1997 Control of the obtrusive effects of outdoor lighting

Heritage requirements

There is no limitation for banners and temporary signage on local or state heritage items, provided there is 'minimal impact' on the item.

The exempt provisions listed in the section above do not apply to state heritage items unless exemption is granted under Section 57 of the *Heritage Act*.

Flag protocols

Promotional flags do not need to adhere to the flag protocols which apply to the flying of the Australian national flag on Council flag poles:

https://www.pmc.gov.au/government/australian-national-flag/australian-national-flag-protocols

The above protocols outline how our national flag should be raised and lowered, and the order of precedence. The flying of the national flag takes precedence over any other flag. It should be flown at half-mast on days of national commemoration including Anzac Day (to

noon) and Remembrance Day (10:30-11:03am), and for mourning when directed by the state or federal governments, the Mayor or the General Manager.

Council is also committed to recognising our diverse community, including Indigenous, Lesbian Gay Bisexual Transgender Intersex Queer (LGBTIQ), and culturally and linguistically diverse communities.

As part of this recognition, Council flies the Australian Aboriginal flag alongside the Australian national and NSW flags at locations – such as town halls and flag poles – where there is capacity to do so.

Other flags may be flown during the year to mark special events and celebrations, such as the Rainbow flag during the Sydney Gay and Lesbian Mardi Gras Festival and the Torres Strait Islander flag during NAIDOC Week, Sorry Day and Reconciliation Week.

Requests to fly international flags for festivals and celebrations will be considered on their merit and resolved by Council. Approval to fly such flags must not override standing protocols to fly the Aboriginal flag at all times and the Torres Strait Islander flags on specific dates. In these cases, the NSW state flag is to be lowered to allow for the flying of approved additional flags. The request must be submitted at least two months prior to the proposed date and the flag is to be provided by the organisation making the request.

Upon receiving any requests from supporters of nations not recognised by Australia to fly a flag, Council must write to the Department of Foreign Affairs and Trade seeking advice on the context of the request.

Occupational health and safety (OH&S)

To minimise risks to staff and the general public, only approved Council staff may hang banners, flags and temporary signage. This is to ensure safe manual handling for staff and that banners, flags and temporary signage are safely secured for the public.

Only licensed Trades/Maintenance staff can hang and remove banners, flags and temporary signage in locations where height equipment is required, giving consideration to potential hazards such as power lines – see below relevant section from the Work Cover Code of Practice.

Work Cover New South Wales 'Work Near Overhead Power Lines' Code of Practice 2006 – summary of key points.

WHAT IS WORK NEAR OVERHEAD POWER LINES?

There are legislative obligations on employers, or other persons conducting a business or undertaking in regard to undertaking work in close proximity, or at an unsafe distance, to overhead power lines. Employers and persons conducting a business or undertaking must make sure that no person, plant or thing comes within an unsafe distance of any overhead or underground electric line so far as reasonably practicable. The term 'near' is utilised as a reference point for persons planning and undertaking this work. Work 'near' overhead power lines means a situation where there is a reasonable possibility of a person, either directly or through any conducting medium, coming closer than the approach distances specified in the Code. For the purposes of the Code the term 'near' can be interchanged with other legislative or commonly used industry terms i.e. 'close proximity', 'unsafe distance' or 'in the vicinity of.

PERSONNEL WORKING NEAR OVERHEAD POWER LINES

The Code of practice is based on the assumption that without appropriate technical knowledge and experience of electricity distribution networks and associated electrical apparatus, untrained personnel working or operating cranes or plant near overhead power lines will not be able to identify the operating voltage concerned, and will therefore not be able to recognise and avoid the inherent dangers of live overhead power lines. These personnel are termed ordinary persons. The approach distances specified in this code of practice take account of differing levels of technical knowledge, and are substantially greater for ordinary persons than for personnel who have been trained and assessed as having the necessary technical knowledge. These personnel are termed accredited persons.

Council's Events staff can secure banners and temporary signage to ground-level fences and from footbridges. A minimum of two staff members must be present when putting up banners for safety reasons. Consideration should also be given as to whether any additional safety measures are required, such as additional equipment, traffic control, safe zones, notifications and completing works at particular times.

Staff moving or storing banners should adhere to safe manual handling practices at all times.

Storage

High rotation banners and former Leichhardt/Marrickville council banners are stored at the basement level of Petersham Town Hall.

Former Ashfield Council banners are stored in the basement level storage area of the Ashfield Service Centre and in the storeroom of the Ashfield Town Hall.

Council teams are required to source safe and suitable storage options for their own banners.

7 External use of Council space and facilities

Given the limited availability of banner space and the cost involved in erecting banners, the use of banner/flags/temporary signage space on Council assets to community groups and businesses should be limited.

A limited number of banner locations are available to be booked by community organisations. Council may choose to provide space at the banner and flag sites outlined in

the fees and charges document on Council's website to external organisations, if the following requirements are met:

- The organisation pays Council the relevant fees and charges;
- The space is not already booked by Council; and
- The promotion is for a major hallmark Inner West event or a not-for-profit event held in the Inner West that is open to the public; or
- The promotion supports another activity or message that is aligned with Council's strategic plans.

The space should be booked by contacting banners@innerwest.nsw.gov.au.

External parties are responsible for the production and costs of their own banners, flags and temporary signage.

General community signage should not be placed on any additional Council assets not outlined in this policy. Council reserves the right to remove unauthorised banners or signs installed without approval, as per Council's graffiti policy, which also outlines Council's authority to potentially prosecute companies or individuals under the *Graffiti Control Act 2008*.

8 Cost recovery, fees and charges

It costs Council up to several thousand dollars to hang banners, flags and temporary signage (depending on location) due to resourcing requirements, including staff time, labour costs, safety requirements, traffic management and hiring equipment such as cherry pickers.

It is therefore appropriate that fees and charges and levied both internally and externally to recover these costs and reflect the true cost of the service to Council.

Internal bookings

The cost of banner/flag works is outlined in Council's internal banner and flag site booking form.

Staff should incorporate these fees into their budgets and should only book banner or flags space if they can afford to pay Trades/Maintenance to install and remove.
A work order number is also required on the form in order for works to proceed, to ensure that Council teams work fees for banners and flags into their budgets.

It should also be noted that the banners themselves cost a minimum of several hundred dollars to produce.

External bookings

The current charges for banner and flag works are listed in the Inner West Fees and Charges 2017/2018 document on Council's website:

https://www.innerwest.nsw.gov.au/council/policies-and-publications/fees-and-charges

There are no provisions for fee waivers by Council staff.

9 Breaches of this policy

Breaches of this policy by Council officials may result in disciplinary action, up to and including termination of employment.

Any alleged criminal offence or allegation of corrupt conduct will be referred to the relevant external agency.

10 Policy review

This policy will be reviewed regularly as required and may change at any time subject to Council approval.

Item No: **C0618 Item 8**

Subject: **OPTIONS FOR COUNCIL'S TWO NEW EARLY CHILDHOOD EDUCATION AND CARE SERVICES**

Prepared By: John Warburton - Deputy General Manager Community and Engagement

Authorised By: Rik Hart - Interim General Manager

SUMMARY

Council has recently constructed two new education and care services for long day care based on plans from the pre-amalgamated councils. Leichhardt Park is a 60 place long day care centre that is fully constructed and awaiting authorisation to begin the approval process with NSW Department Education and Communities (DEC). Steele Park is also a 60 place long day care centre which is near completion and expected to be ready for operation in early 2019.

Prior to the council amalgamation, the Children and Family Services (CFS) of the former councils were budgeted under a different cost allocation model. The Inner West Council now fully costs all its services including CFS. This costing includes the allocation of overheads such as all building costs, ICT, HR, finance and administration services. On this basis the opening of the new centres would attract an overhead allocation of approximately $1.848M million. The net cost for Children and Family Services operating the two new services is projected to be an additional $1.248M for 2018/2019.

In addition, since planning for these centres began, the need for long day care in the Inner West is not as critical as it once was as many private centre operators have recently entered the market, particularly in the Leichhardt area of the LGA.

This report examines four options to try and manage these issues cost effectively whilst continuing to provide the highest level of service to our community.

The 1st option is to continue with the planned in-house council operation of the two new centres as long day care centres. This is an expensive option because of $1.24M in overheads and the potential for capital costs associated with the need to relocate Globe Preschool.

The 2nd option is to fully outsource the operation of long day care at the new centres to an alternate provider. This option provides a net improvement in revenue of $300k. This option would attract a potential initial capital outlay of between $3.5 and $5M to relocate Globe Preschool.

The 3rd option is to use the opening of the new centres to realign existing services to manage some key issues that have emerged that could have a costly impact on council's budget. In particular, to relocate Globe Preschool places to the May Murray premises, move the May Murray places to the new centre at Steel Park and provide a Before & After School Care outside the Preschool hours.

A second part to this option is relocate Leichhardt Children's Centre to the new Leichhardt Park site, then use the current Leichhardt Children's Centre site for Before and After School Care and other children's programmes or community uses.

This multiple relocation option would result in a combined overall increase of 49 long day care places and up to 75 Before and After School places. Whilst this option results in an additional net cost to Council of $183K, it keeps all premises in Council's operations and helps to flexibly address the changing needs of the community into the future.

A 4th option is to follow through with the first part of option 3 above; relocate Globe Preschool and May Murray and operate Steel Park, as Council needs to consider alternate accommodation for Globe Preschool. The second part to this option is to outsource the

Leichhardt Park site to an alternate provider. This mixed option provides an increase of 30 early childhood places and up to an additional 30 Before and After school places and could potentially save Council $7,000 for 2018/2019 thus ensuring the long term financial health of the CFS and the Inner West Council.

RECOMMENDATION

THAT Council adopt option 3 to:

1. **Relocate Globe Preschool to the current site of the May Murray Early Learning Centre at 35 Premier St, Marrickville;**
2. **Relocate the May Murray Early Learning service to the new site at Steel Park (Yirran Gamal);**
3. **Seek DEC approval to operate a Before and After School Care outside the operational hours of the Preschool;**
4. **Relocate Leichhardt Children's Centre to Leichhardt Park;**
5. **Seek DEC approval to operate a Before and After School Care at 19 Leichhardt St; and**
6. **Undertake a full operational and benchmark service review of Council's Education and Care services to identify further financial efficiencies**

BACKGROUND

Inner West Council has been involved in the direct service provision of Education and Care services for more than 40 years as well as indirectly (through leasing premises for other providers) for at least 30 years.

Council's direct service delivery currently entails the operation of:

- 9 Long Day Care
- 5 Before and After School Care
- 3 Vacation Care
- 2 Family Day Care
- 1 Preschool
- 1 Occasional Care

Eleven of the services operate from Council owned premises, while the Before and After School Care, Vacation Care (collectively Out of School Hours Care – OSHC), Preschool operate from school sites and one of the Long Day Care services is in a premises owned by a community collective.

Emerging issues for the operation of Council's Education and Care services

State Funding

All Council's currently operational Long Day Care, Occasional Care, Preschool and Vacation Care services attract what is now referred to as State Legacy funding. This funding was initiated as recurrent grants by the Whitlam government and has not undergone a full review since its introduction. It was originally intended to help financially support the operation of council and community-based services. There has been a recent review and re-alignment of this funding. This review may result in Council's services no longer receiving the same, if any,

amount of recurrent funding. At the time of writing this report, this determination is yet to be declared by the State. As a result, all previous funding amounts have been omitted from the development of the 2018/2019 budget for each of the impacted services. This impacts the CFS overall budget by almost $300,000.

In February 2018, a number of Council's services submitted applications under a new State initiative from NSW Department Education & Communities (DEC). Part of the criteria was that the funding for the project described could not be to support current operations but can be operated/overseen by the existing service which made the submission. Apparently the number of applications received for this funding well exceeded the Department's expectations with final assessment and/or outcomes of all submissions yet to be announced.

Leichhardt Park and Steel Park sites

Both the Leichardt Park and Steel Park locations were originally developed as a result of the need for more long day care services at the time in the local areas and were planned to be operated by each respective Council (former Leichhardt and Marrickville).

According to numbers on the waitlist for Leichhardt Park Children's Centre, demand for long day care is not as strong as previously, with only 43 parents nominating Leichhardt Park as their ONLY preference and only 31 parents indicating that they need care right now.

The current need for child care in the area surrounding Steel Park cannot be quantified at this stage as the centre has not yet been placed on Council's centralised waitlist as an option for parents, pending the outcome of this report. However, a combined service review and needs analysis commissioned in 2011 by former Marrickville Council indicated a need particularly in the South Marrickville area. Following this, Council resolved to construct and operate a centre near the Debbie and Abby Borgia Centre at Steel Park. This, coupled with the current amount of development currently underway and/or planned in the area would indicate that the need for education and care services is expected to increase.

The development of the Steel Park site has had extensive involvement since conception from the local community particularly with the Marrickville, Leichhardt, Glebe Children and Family Interagency, the Local Aboriginal Early Childhood Educator's Group and other groups and members considered to be marginalised. The extensive consultation was as a result of the needs analysis indicating the need to provide better access and affordability to quality services for families and children from disadvantaged, vulnerable and at risk backgrounds/communities. In addition to this involvement, recent consultation with the local Aboriginal communities and groups resulted in the centre being given an official Aboriginal name, as much of the consultation involved the community living and learning in that area. The centre has been named Yirran Gamal which means 'many friendships' in local Sydney Language.

Leichhardt Park is completed and has been granted an Occupation Certificate. There are still a few minor defects being addressed by the builder. The centre has already been fitted out with majority of the furniture, equipment and resources required to operate. There is still some purchasing required to be a fully functional and compliant centre. Whilst the builder is finalising the defects, Council can apply to NSW Department Education and Communities (DEC) for the approval to operate the service. Once the application is submitted, the approval process from DEC can take up to 90 days.

The Steel Park site is near completion. Whilst furniture and some fittings have been purchased, equipment, materials and resources are yet to be sourced. As soon as an Occupation Certificate is granted, Council can apply for approval to operate the service. Further purchases of equipment, materials and resources will be required in order to be functional and compliant.

Leichhardt Children's Centre
Leichhardt Children's Centre began operation from its current location at 19 Leichhardt St in 1987. Between 1983 and 1987, the premises housed Leichhardt Family Day Care, previously operating from the Council administration building, until relocation to its current premises at Foster St, Leichhardt.

From 2011 to 2015, the former Leichhardt LGA experienced a boom in the development and subsequent operation of private for-profit operators. This boom was concentrated predominantly in the suburbs of Leichhardt and Lilyfield. As a result, Leichhardt Children's Centre now has a number of neighbouring services within a 10 to 15 minute walk. This concentration of services so close to the local public primary school and to public transport has provided a larger choice for families needing care and ultimately has impacted enrolments at all services in that vicinity with majority of services indicating a drop in enrolments this year.

Many of the families attending Leichhardt Children's Centre feed into Leichhardt Public School which is less than 5 minutes' walk, making it a socially and family supportive situation when families have children attending Leichhardt Children's Centre, Leichhardt Public School and/or the Out of School Hours Care service at the school. The service is also prime location to public transport in all directions

Discussions held with local Out of School Hours Care services in the Leichhardt area indicate that the current waiting list situation of up to 75 on any given day at one of the After School Care services is not likely to change for the next 4 to 5 years. This is supported in a report commissioned by the former Leichhardt Council in 2014 which indicated NSW Planning forecasts that children in the age groups 0-4 years, 5-9 years and 10 -14 years will continue to gradually increase by 7%, 5% and 4% respectively by the year 2031. In addition to needs trends in OSHC for the next few years, one of the services stated that it cannot meet the need of kindergarten (and at times Year 1) children requiring OSHC care and that a service providing an alternate care option for that age group would help ease the pressure of the waitlist of the other services.

Globe Preschool
Globe Preschool has been operating from dedicated classrooms within the grounds of Wilkins Public School for almost 20 years. The Preschool, previously in Perry St, Marrickville needed a new location and the school offered to 'attach' the Preschool to the licence (lease) for the B&A service. At the time, the school had low enrolments and the Before and After School Care (B&A) was already operating from the classrooms under a licence with the NSW Department Education.

In December 2017 Globe Preschool was awarded a rating of Excellent under the National Quality Framework, one of only 20 preschools Australia-wide to currently hold this top tier rating. This is the second time Globe Preschool has achieved the Excellent rating, the highest award an Education and Care Service can receive.

The Department has indicated to Council's Children and Family Services officers that at the end of the current licence in December 2019, the school will require the classrooms to return to school use during the day due to the increasing numbers of students at the school. Enrolments at the school are expected to continue to increase due to the amount of residential development in the area.

As part of usual protocol at the end of licences (leases) for all Department of Education sites used for activities and services outside of school hours, Council will be required to go through a tender process towards the end of 2018. The department will then award the successful tenderer and in conjunction with the school principal, determine what site on the school grounds will be made available for that service. There is no guarantee that Council's current OSHC service at the school will be successful in its submission and even if successful, it is not guaranteed that the service will be given the same site at the school from which it currently operates; the site also housing Globe Preschool.

The Preschool has been experiencing reduced numbers of enrolments with 36 children on any one day being the current highest enrolment, despite the service's capacity being 50 places per day. This reduction in enrolments has been partly due to the State funding criteria for the preschool.

Options for operating the two new services at Leichhardt Park and Steel Park

Option 1 - Council operated
In 2013, the former Leichhardt Council undertook a Supply and Demand Needs Analysis of early childhood services in the previous LGA. Almost 60% of respondents to the community survey stated that they preferred a Council service over other providers. Of the 29 Councils across the Sydney Metropolitan area, 25 operate direct service delivery of Education and Care services, so historically and traditionally, local government have been and continue to be a recognized and reputable provider of children's services to their respective communities and collectively are currently the largest provider of children's services in NSW.

At the May Ordinary Meeting, Council resolved to:
"…Reiterate its commitment to providing high quality, affordable, and accessible childcare in the Inner West, especially through the Council owned and operated centres including the new centre at Steel Park…";

To operate Education and Care services, Council is required to apply to NSW Department Education and Communities (DEC) for approval for each new service. The application to DEC for Council to operate Leichhardt Park is ready for submission. Once submitted, this process may take up to 90 days as per DEC's timeframes. During the approval process, the remaining purchases Council will require for Leichhardt Park to be functional (such as ICT equipment) can be made and staff recruitment can resume.

Similarly for the Steel Park site. Once the OC has been granted, the remaining resources required can be purchased and staff recruitment begun whilst the approval process is undertaken by DEC. It has been identified that a full budget for materials, resources and equipment was not included during the planning stages of the Steel Park project costs. An allowance for furniture and loose fittings was part of the costings whilst children's materials and resources and other functional equipment was not. A further $80,000 to $100,000 (approx.) will be required to fully resource the Steel Park centre. The majority of this cost will be able to be funded from other efficiencies made by the CFS section to date and via the operational budget once the centre is open.

Option 2 - Outsourced
A neighbouring Council has a mixed portfolio of Council owned and operated services combined with purpose-built premises that are leased by an EOI process to not-for-profit providers. The number of services owned and operated is small in comparison to Inner West Council's portfolio of services. As such the cross-subsidy for operating services is not as great or as flexible as IWC's services are able to achieve.

By outsourcing the two new services, the number of FTE positions to CFS would not increase, which in turn would not impact the current corporate overhead costs to the CFS unit.

There are two models of leasing that Council could investigate for the new premises:

a. lease to a not-for-profit provider or
b. lease to a for-profit service

Historically Local Government entities have leased properties to not-for-profit providers and often for peppercorn rent. Inner West Council has different models of agreements existing

across Council's lease portfolio. Council's Property section is currently undertaking a comprehensive review of all Council properties, including all leased properties.

The Property section has explored the financial situation of leasing the two new child care properties to another provider, based on the current local commercial lease market and also taking into account the purpose of the properties as child care premises. It is estimated that each of the new premises could yield a lease fee of $150,000pa, totalling $300,000.

Option 3 - Relocate:

i. **Globe Preschool to 35 Premier St, Marrickville (Current location of May Murray Early Learning) and include a Before & After School service**
ii. **May Murray to the premises at Steel Park**

As the Preschool licence will not be renewed past December 2019 at Wilkins School, Council needs to consider future operations and/or re-location of the Preschool. To re-accommodate the preschool in a new facility, Council would need to invest between $3.5M and $5M to purchase a suitably sized premises to meet all space requirements and refurbish the property to be compliant with requirements and regulations. The premises at 35 Premier St (May Murray) is approved for 24 children per day. Given that Globe Preschool is experiencing a reduced number of enrolments, Council should consider moving the Preschool at the end of the lease agreement with the Wilkins School (December 2019) to a Council owned premises that will ensure full utilisation each day. As the premises is already an approved service, no refurbishment would be required accommodate a Preschool.

In addition, the Globe Preschool has numerous parents who travel from the South Marrickville area because of recognized high quality indigenous support and programs. Moving the Globe Preschool would bring it closer to many existing parents.

In addition to relocating the Globe Preschool to the Premier St site, the premises can also accommodate a Before and After School programme to support Council's service at Ferncourt Public School which is less than 5 minutes' walk on the same street; similar to the current operations of the Preschool and B&A services at the Wilkins School site. The premises are an ideal location for Before and After School Care for younger children, such as Kindergarten and/or Year 1.

The May Murray Early Learning service is a well-established and highly reputable service in the area, operating for more than 40 years. It is situated close to the Steel Park location and services many families from the surrounding suburbs. Relocating May Murray to the Steel Park location can commence once approval from NSW Department Education and Communities is received. This will enable Council to continue to provide a service to families in the area and also to increase access to education and care for vulnerable and disadvantaged families that previously or otherwise may not have had available. Steel Park will also provide an early education service that feeds into local public schools such as Marrickville West, enabling a smooth transition for children from early childhood to school and B&A services.

During the period from the opening of Steel Park to the re-location of Globe Preschool to Premier St, the premises can be utilised for establishing the B&A service, particularly for younger children such as Kindergarten and/or Year 1, support a spill-over of Vacation Care places at Council's Ferncourt service as required and a variety of children's or community programmes, or hired out for other referral services.

Relocate:

i. **Leichhardt Children's Centre to Leichhardt Park**
ii. **Operate OSHC and/or other children's or community programmes**

Given that Leichhardt Children's Centre has been experiencing a drop in enrolments since the development of a number of new services within close proximity and particularly over the last 18 months since many became operational, Council should consider the re-location of the children and staff at Leichhardt Children's Centre to the Leichhardt Park site in Mary St, Lilyfield.

Public transport is within walking distance of Leichhardt Park, with buses on the corner of Mary St and Lilyfield Rd and the light rail a little further down the hill on the corner of James St and City West Link. Leichhardt Park also offers adjacent services at Leichhardt Park Aquatic Centre where many local families enrol children of all ages in the many 'Learn to Swim' classes.

Similar to the option at 35 Premier St as outlined earlier in the report, a Before and/or After School Care service could be established to help support the local OSHC services that are experiencing waiting lists and are struggling to meet the needs of Kindergarten children. That said, one of the services indicated that the location of OSHC is a factor for parents and most prefer to have their child attend OSHC on school site. The small size of the premises at Leichhardt St may be a solution for those children in the kindergarten age group seeking OSHC. In addition, it was mentioned that the Commonwealth changes to Child Care Subsidy (CCS) on 2nd July may also have an impact on service usage as there is a perception that many parents may not receive as much CCS as previously and will turn to in-home care such as nannies to collect children form school which may be the same cost or cheaper than formal care in an OSCH service, whilst also having some routine tasks in the home being done whilst the nanny is in the home. Like the Premier St site, the Leichhardt St site is also an approved premises and thus minor, if any, refurbishment would be required to accommodate an OSHC service.

Cost benefit analysis indicates that operating fully utilised OSHC services from both premises at Premier and Leichhardt Sts, will contribute in excess of $180,000 to CFS net income (after operational costs) with little increase to overheads as middle childhood services have a smaller staff to child ratio than the early childhood services.

Whilst the OSHC service at Leichhardt St is not in operation during the day, the premises could be utilised for other children's or community programmes or hired out for other referral services. Leichhardt Children's Centre submitted an application under a new State initiative and if successful, it may be possible for that programme to operate from the Leichhardt St premises, although the outcome of the submission has not yet been determined by the relevant department.

The establishment of Leichhardt Park could begin upon licensing approval from DEC for the Mary St premises with enrolments expected to be at full capacity by March/April 2019 (similarly with the Steel Park site). The approval process from NSW Department of Education and Communities may take up to 90 days from lodgement of application.

Maintaining Council ownership and keeping the Leichhardt St premises within Council's Children and Family Services portfolio will allow Council flexibility with service delivery and be able to meet any fluctuating community child care needs into the future.

FINANCIAL IMPLICATIONS

Council's current compliment of services with no changes is forecast to carry a net cost to Council of $8.035M for the next financial year.

Option 1 - Council operation of the two new services:
Once both services are operating at full capacity, they will each contribute slightly more than $300,000 pa to Council's income, at the proposed 2018/2019 daily fee rate, after operating costs. This income helps offset the overall costs of corporate overheads not only to the CFS unit but also across Council.

Should Council operate the two new services, the corporate overhead charge for the next financial year 2018/2019 would be $924,000 for each service. Whilst operating the two new services generates additional income for Council to help offset overhead costs, the services will still result in an additional $1.248M cost to the current portfolio of services.

In addition to the increase in overall overhead costs of operating the two new centres, Council is faced with finding a new location for the Globe Preschool. Costs associated with this would be upwards of $3.5M as a one off capital investment and then ongoing operating costs.

Option 1: Council operates Leichhardt Park and Steel Park	
Additional cost to council per annum	$1.248M
One off capital cost of new Globe Pre-School	$3.5-5M

Option 2 – Outsourced:

If Council does not operate the 2 services and continues with all current services operating as they do now, the net cost to Council will be $7.735M.

The costs of leasing the services to other providers would yield approximately $300,000 total ($150,000 each) in income ie lease fees, which may would be allocated to the Property section to cover depreciation and renewal of the buildings. The provider would be responsible for all outgoing utilities, with building maintenance and future upgrades being dependent upon the lease agreement held between Council and the provider. The $300K would be reduced significantly it council opted to outsource to a community provider.

Should Council outsource the two new centres, the need to relocate Globe Preschool still exists at an initial one off capital investment of between $3.5 and $5M and ongoing operational costs.

Option 2: fully outsourced Steel Park and Leichhardt Park	
Additional revenue to council per annum. Note: revenue would be reduced by $250K plus if allocated to a community provider	$300K
One off capital cost of new Globe Pre-School	$3.5-5M

Option 3 - Relocate existing services:

Multiple relocation

i. Relocate Globe Preschool to 35 Premier St, Marrickville (current location of May Murray Early Learning) and include a Before & After School service
ii. Relocate May Murray to the premises at Steel Park
iii. Relocate Leichhardt Children's Centre to Leichhardt Park
iv. Operate OSHC and/or other children's or community programmes from 19 Leichhardt St (current location of Leichhardt Children's Centre)

As stated earlier, Council's corporate overhead charge for the two new centres for the next financial year would be $924,000 each. This is based on the FTE (full time effective) positions of approx. 19 staff per centre required to operate the two new services. Forty (40) newly

recruited staff required to operate two new services as compared with requiring 22 new staff under the option of relocating/re-aligning existing services as outlined in this report.

All four locations (Leichhardt Park, Steel Park, Leichhardt St and Premier St) services would be generating income as multi-use services for early and middle childhood (OSHC) services to cover operational costs and help offset the corporate overhead costs. In addition, there is potential to increase income generation at Premier St in the short term whilst the lease for Globe at Wilkins School remains and possibly 19 Leichhardt St by opening the service up during the day for other children's or community programmes.

Option 3 : Council operates Leichhardt Park and Steel Park, converts Leichhardt to OSHC, closes Globe and converts May Murray to preschool/OSHC	
Additional cost to council per annum	$183K
One off capital cost of new Globe Pre-School	$0

Option 4: Mix of Relocate and Outsource:

This option is very similar to Option 3 however it proposes that council could choose to fully outsource the new Leichhardt Park Childrens Centre and still resolve the issues around the Globe Preschool relocation.

Relocate

i. Globe Preschool to 35 Premier St, Marrickville (Current location of May Murray Early Learning) and include a Before & After School service
ii. May Murray to the premises at Steel Park

And

iii. Continue to operate Leichhardt Children's Centre
iv. Outsource Leichhardt Park

Given that no matter what option, Globe Preschool accommodation still requires consideration, an additional option may be to move ahead with the relocation of Globe Preschool and May Murray as described above, continue to operate Leichhardt Children's Centre and outsource/lease the Leichhardt Park site to an alternate provider.

It is estimated that the site could potentially attract a lease of approximately $150,000pa. The lease fee would help cover the maintenance and renewal costs required for the property and would help offset the total overhead allocation costs across Council.

This option carries a zero capital investment for Council to accommodate Globe Preschool. It also results in a saving to Council of $7,000 in relation to the 2018/2019 forecast cost of Council's current portfolio of children's services.

Option 4: Council outsources Leichhardt Park, operates Steel Park, converts Leichhardt to OSHC, close Globe and converts May Murray to Preschool/OSHC	
Additional revenue to council per annum. Note: Revenue would reduce by $120K plus if allocated to community provider (ie cost $113K plus)	$7K
One off capital cost of new Globe Pre-School	$0

OTHER STAFF COMMENTS

Of the two options for relocation, Council's priority needs to be the consideration of the first relocation option of the May Murray Early Learning Centre to the Steel Park premises in order to accommodate Globe Preschool as it loses its current location at the Wilkins School at the end of 2019. Without this consideration and/or a premises to relocate to, Globe Preschool will cease to operate.

As the option of relocating Leichhardt Children's Centre to the Leichhardt Park premises is not based on an emerging need, Council could consider each of the relocation options as individual stand-alone possibilities and chose to do one only or do both.

All relocation options described in this report ensure all current staff have continued employment within the Children and Family Services unit. As there is an existing establishment of permanent staff across a number of services, the options to relocate some of these services would help minimise increasing overhead costs to the service unit and to Council compared with operating the two new services independent to any relocation of other services.

Council's use of each of the new premises to deliver its own Education & Care Services ensures the high standard of building maintenance is maintained for the two new premises given that Council has spent almost $9M constructing and fitting out both services.

Whilst overhead costs are substantially high in the CFS section due to the number of staff, there may be other ways to make financial efficiencies which may impact the bottom line of service delivery in the CFS section. The service unit has been working to identify, review and implement initiatives both internally within CFS and with a number of other sections across Council, such as Procurement, HR and Finance. That said, with a variety of unexpected changes in the sector this year and their rollout and implementation timeframes, such as the Commonwealth Families Package, CFS officers have needed to focus their ongoing attention to these external and day to day matters to ensure compliance with both State and Commonwealth requirements. As a result, some of the identified areas for possible efficiencies have not yet been fully explored, whilst others are in the pipeline for investigation over the next couple of years.

PUBLIC CONSULTATION

Not Applicable

CONCLUSION

With the news that Globe Preschool's licence agreement with the public school will not be renewed at the expiry of the current agreement in December 2019, Council needs to consider the operation and relocation of the preschool. This needs to be Council's priority so that a communication/consultation process with all stakeholders can commence. To purchase and refurbish a new facility would cost between $3.5M and $5M.

A realignment of current premises to address this and a number of other emerging issues whilst flexibly meeting the current and future needs of the community provides minimal financial impact to Council compared with operating both services in addition to the current portfolio of services.

ATTACHMENTS

Nil.

Item No: **C0618 Item 9**

Subject: **OLD CANTERBURY RD & EDWARD ST, DULWICH HILL - PROPOSED INTERSECTION SIGNALISATION CONCEPT DESIGNS**

Prepared By: Wal Petschler - Group Manager Footpaths, Roads, Traffic and Stormwater

Authorised By: Cathy Edwards-Davis - A/Deputy General Manager Assets and Environment

SUMMARY

At its meeting of 22nd May 2018, Council deferred consideration of the Local Traffic Committee recommendation for the selection of a concept option for the signalization of the Old Canterbury Rd/ Edward Street/ Weston St intersection, Dulwich Hill, pending a site inspection by Councillors. A site inspection was held on Thursday, 31st May 2018.

The recommendation of the Local Traffic Committee Meeting held on 1st May 2018 is resubmitted for Council determination.

RECOMMENDATION

THAT the recommendation of the Local Traffic Committee for Item LTC0518 Item 2, Old Canterbury Rd, Dulwich Hill – Proposed Traffic Signals Concept Design Plans, be adopted.

BACKGROUND

As part of the development of the Summer Hill Flour Mills at 2-32 Smith Street, Summer Hill, the RMS has required the developer to install traffic signals at the intersection of Old Canterbury Road and Edward Street. Concurrent with the planning for the new signals, intersection design options have been developed to consider existing and future needs for the operation of the intersection. A copy of the report to the Local Traffic Committee is provided as **Attachment 1** and the Committee minutes dealing with this item as **Attachment 2**.

In considering the Local Traffic Committee recommendation concerning options for the signalization of Old Canterbury Rd (LTC0518 Item 2) Council, at its meeting of 22nd May 2018, resolved:

1. *That Council receive a further report in respect to Item 2 on the implementation of the safety improvements at Windsor and Old Canterbury Roads, including recommendations for further appropriate measures (whether by Council or RMS) to improve safe access for turning onto Old Canterbury Road from Dulwich Hill; and*

2. *Item 2 be deferred to allow Councillors to undertake a site inspection.*

A site inspection was held on Thursday 31st May 2018.

FINANCIAL IMPLICATIONS

The detailed design and construction of the intersection and traffic signals is to be undertaken and funded by developers in 2018/19. Works outside the intersection associated with the Greenway would be funded by the Greenway Capital Budget and implemented in coordination with the traffic signals in 2018/19.

Item 9

OTHER STAFF COMMENTS

The Local Traffic Committee considered 3 options for the intersection signalization project:

- **Option 1: A four-leg signalized intersection** providing access in and out of Weston Street and provision of a bi-directional shared path on the eastern side of Weston Street and closure of the Old Canterbury Road service road.

- **Option 2: Signalised intersection with closure of Weston Street southbound** at its interface with Old Canterbury Road and provision of a bi-directional shared path on the eastern side of Weston Street and closure of the Old Canterbury Road service road.

- **Option 3 Signalised intersection with full closure at Weston Street** at its interface with Old Canterbury Road,and implementation of a shared zone in the Old Canterbury Road service road.

The advantages and disadvantages of the three options are summarized below:

	Option 1: Full access at Weston Street	**Option 2: Out only at Weston Street**	**Option 3: Full closure at Weston Street**
Performance of intersection	Acceptable performance (LOS C & D)	Good performance (LOS B)	**Best performance** (LOS B & A)
Queue lengths at intersection (Old Canterbury Rd)	Long queue lengths (275m/475m)	Long queue lengths (240m/ 260m)	**Acceptable queue lengths** (155m)
Turn movements onto Old Canterbury Road	**Signalised turn onto Old Canterbury Road at Weston Street**	**Signalised turn onto Old Canterbury Road at Weston Street**	Maintains priority controlled turn onto Old Canterbury Road at Windsor Road
Resident access to service road	Closes service road to residents	Closes service road to residents	**Maintains service road open to residents**
Resident access to Weston Street	**Maintains resident access to Weston Street from Old Canterbury Road**	Closes resident access to Weston Street from Old Canterbury Road. Up to 15 second delay.	Closes resident access to Weston Street from Old Canterbury Road. Up to 15 second delay.
Potential increase in Traffic volumes on Windsor and Weston	Increases traffic volumes in Weston Street (approx. 125%, 300 vpd; 280 – 630 vpd)	Increases traffic volumes in Weston Street (approx. 125%, 300 vpd; 280 – 630 vpd)	Increases traffic volumes in Windsor Road (approx. 20%, 200 vpd; 1170 to 1400vpd)
Traffic volumes on Edward and Channel	Increases traffic volumes in Edward Lane and Channel Street	Increases traffic volumes in Edward Lane and Channel Street	Increases traffic volumes in Edward Lane and Channel Street
Resident parking	Loss of 12 parking spaces	Loss of 10 parking spaces	**No Loss of parking spaces**
Parking on Old Canterbury Road	Loss of up to 18 parking spaces in afternoon peak	Loss of up to 18 parking spaces in afternoon peak	Loss of up to 18 parking spaces in afternoon peak
Safety of pedestrians and cyclists	Least safe for pedestrians and cyclists	Somewhat safe for pedestrians and cyclists	**Safest for pedestrians and cyclists**

Recognising that no one option resolved all the desired outcomes from the signalization project, the Traffic Committee, on balance, has recommended Option 3 given it:

- provides the best operational performance for the intersection
- maintains resident access to properties in the Old Canterbury Road service road.
- has no net loss in parking spaces in the residential streets

- has the least impact arising from traffic re-distribution
- is safest for the volume of pedestrians and cyclists being directed into Weston St from the Greenway.

The Committee recognised that the major disadvantage of Option 3 is that is does not provide a signalised environment for motorists to exit the neighbourhood onto Old Canterbury Rd.

To ameliorate this issue the Committee recommended investigation of a suite of measures to improve the traffic safety of the Windsor Road and Old Canterbury Road intersection including:

- Removal of the existing pedestrian refuge in Old Canterbury Road to encourage pedestrians to use the proposed signals at Edward Street or existing signals at Junction Road
- Installation of extended “No Stopping” zone on Old Canterbury Road at Windsor Road to provide improved sight lines when exiting from Windsor Road.
- Installation of “No Right Turn” signage on Old Canterbury Road for west bound lanes at Spencer Street to reduce the turning movements at the Old Canterbury, Windsor and Spencer Street intersection (subject to RMS approval of a Traffic Management Plan)
- Installation of “Keep Clear” pavement marking in the east bound lanes on Old Canterbury Road at Windsor Road to facilitate easier vehicle entry into queueing traffic.
- Coordination of traffic signal controls on Old Canterbury Road at Edward Street and Junction Road to maximise gaps in traffic between platooning vehicles.

.
These would be investigated in parallel with the detailed design and reported back to the Traffic Committee.

PUBLIC CONSULTATION

Results of public consultation are outlined in the report to the Traffic Committee, Attachment 1.

ATTACHMENTS

1.⇩ Item LTC0518 Item 2, Report to Local Traffic Committee
2.⇩ Minutes of Traffic Committee 22 May 2018, LTC0518 Item 2

Item 9

Attachment 1

INNER WEST COUNCIL

Local Traffic Committee Meeting
1 May 2018

Item 2

Item No: LTC0518 Item 2

Subject: Old Canterbury Road, Dulwich Hill - Proposed Traffic Signals Concept Design Plans (Ashfield Ward/Summer Hill Electorate/Ashfield & Inner West LAC)

Prepared By: Ryan Hawken - Project Manager Greenway Delivery

Authorised By: John Stephens - Traffic and Transport Services Manager

SUMMARY

Concept design options have been prepared for the signalisation of Old Canterbury Road, Weston Street and Edward Street. Consultation was undertaken with owners and occupiers of properties regarding the options. A summary of the consultation results and traffic modelling results are presented in this report for consideration.

It is recommended that detail design of the traffic signals and intersection of Old Canterbury Road, Weston Street and Edward Street proceed based on a road closure to traffic at Weston Street, and consideration be given to improvements to traffic safety in Windsor Road, Edward Lane and Weston Street to be implemented in tandem with the proposed traffic signals.

RECOMMENDATION

THAT:

1. **The concept design of the traffic signals and intersection of Old Canterbury Road, Weston Street and Edward Street based on a full road closure to traffic at Weston Street as shown in Option 3, be APPROVED, and inform the detailed design;**

2. **Specific measures to improve traffic safety at the intersection of Old Canterbury Road and Windsor Road and in Edward Lane be considered in tandem with the detailed design and be presented to a future Local Traffic Committee for consideration with the detailed design plans for the signalised intersection; and**

3. **The detailed design plans be forwarded to the Roads & Maritime Services for consideration and approval.**

BACKGROUND

As part of the development of the Summer Hill Flour Mills at 2-32 Smith Street, Summer Hill, the developer is required to install traffic signals at the intersection of Old Canterbury Road, Weston Street and Edward Street.

In July 2017 Council undertook preliminary engagement regarding the new signals and at the September 2017 Local Traffic Committee Meeting the committee endorsed the signals' concept design.

Concurrent with planning for the new signals, Council is also developing the Greenway Master Plan. This includes a walking and cycling route along Weston Street. The development of the Master Plan provided Council with an opportunity to consider new options for the intersection (beyond that endorsed in 2017) which will best meet the needs of residents and are compatible with the Greenway.

Council undertook traffic counts and modelling in February, and developed three options for the signalisation of the intersection.

Five scenarios have been modelled in Sidra as follows:

- **Existing without development**: Priority controlled intersection (current configuration) with traffic numbers based on intersection counts undertaken in February 2018.
- **Existing with development**: Priority controlled intersection (current configuration) with additional traffic generated due the Flour Mill and McGill Street developments.
- **Option 1 Full access at Weston Street**: Signalised intersection with access in and out of Weston Street and provision of a bi-directional shared path on the eastern side of Weston Street and closure of the Old Canterbury Road service road.
- **Option 2 Out only at Weston Street**: Signalised intersection with closure of Weston Street southbound at its interface with Old Canterbury Road, provision of a right turn lane on Old Canterbury Road in the westbound direction and closure of the Old Canterbury Road service road.
- **Option 3 Full closure at Weston Street** Signalised intersection with full closure of Weston Street at its interface with Old Canterbury Road, provision of a right turn lane on Old Canterbury Road in the westbound direction and implementation of a shared zone in the Old Canterbury Road service road.

These intersection concept plans are presented in Attachment 1. The traffic modelling memo is presented in Attachment 2.

Council is undertaking the concept design of the traffic signals and community engagement on behalf of the developer. It is anticipated that the recommendation of this repot will be given to the developer to facilitate detailed design and construction.

FINANCIAL IMPLICATIONS

The detailed design and construction of the intersection and traffic signals is to be undertaken and funded by developers in 2018/19. Works outside the intersection associated with the Greenway would be funded by the Greenway Capital Budget and implemented in coordination with the traffic signals in 2018/19.

OFFICER COMMENTS

Signalisation of Old Canterbury Road, Weston Street and Edward Street

The intersection of Old Canterbury Road, Weston Street and Edward Street currently operates as a priority controlled intersection with Old Canterbury Road functioning as a major east-west sub-arterial road, and Weston and Edward Streets as minor local roads.

Council undertook traffic counts in February 2018, developed three options for the signalisation of the intersection and undertook on traffic modelling. A summary of the modelled performance of the intersection is shown in the table below.

Option 3 would deliver the most efficient intersection operation with the shortest queues and least delay to vehicles.

For all options an extended 'No Parking' zone on Old Canterbury Road in the westbound direction, east of Weston Street is required to reduce traffic queue lengths. It is recommended that this operate in the PM peak only.

Item 9

Item 2

Option	Morning peak hour		Evening peak hour		Operational comments
	Level of Service	Queue length (m)	Level of Service	Queue length (m)	
Option 1: Full access at Weston Street	C	275	D	475	Acceptable operational performance, however unacceptably long queue lengths during the morning and evening peak periods.
Option 2: Out only at Weston Street	B	240	B	260	Good operational performance however long queue lengths during the evening peak period.
Option 3: Full closure at Weston Street	B	150	A	155	Good operational performance and queue lengths

Each of the three options has different impacts on traffic, parking, access and safety. Specific advantages and disadvantages are summarised below.

	Option 1: Full access at Weston Street	Option 2: Out only at Weston Street	Option 3: Full closure at Weston Street
Performance of intersection	Acceptable performance	Good performance	Good performance
Queue lengths at intersection	Long queue lengths	Long queue lengths	Acceptable queue lengths
Turn movements onto Old Canterbury Road	Signalised turn onto Old Canterbury Road at Weston Street	Signalised turn onto Old Canterbury Road at Weston Street	Maintains priority controlled turn onto Old Canterbury Road at Windsor Road
Resident access to service road	Closes service road to residents	Closes service road to residents	Maintains service road open to residents
Resident access to Weston Street	Maintains resident access to Weston Street from Old Canterbury Road	Closes resident access to Weston Street from Old Canterbury Road. Up to 15 second delay.	Closes resident access to Weston Street from Old Canterbury Road. Up to 15 second delay.
Traffic volumes on Windsor and Weston	Increases traffic volumes in Weston Street	Increases traffic volumes in Weston Street	Increases traffic volumes in Windsor Road
Traffic volumes on Edward and Channel	Increases traffic volumes in Edward Lane and Channel Street	Increases traffic volumes in Edward Lane and Channel Street	Increases traffic volumes in Edward Lane and Channel Street
Resident parking	Loss of 12 parking spaces	Loss of 10 parking spaces	No Loss of parking spaces
Parking on Old Canterbury Road	Loss of up to 18 parking spaces in afternoon peak	Loss of up to 18 parking spaces in afternoon peak	Loss of up to 18 parking spaces in afternoon peak
Safety of pedestrians and cyclists	Least safe for pedestrians and cyclists	Somewhat safe for pedestrians and cyclists	Safest for pedestrians and cyclists
Compatibility with Greenway	Less compatible with Greenway	Less compatible with Greenway	More compatible with Greenway

Attachment 1

With consideration of the above analysis and the outcomes of the community consultation below, it is recommended that Option 3 be approved to inform the detailed design. Option 3:

- provides the best operational performance for Old Canterbury Road
- is supported by over 50% of residents
- maintains access and parking for all residents
- is considered safest for pedestrians and cyclists
- is most compatible with preferred Greenway design in Weston Street

It is considered that other measures can be implemented to:

- provide a safer right turn out from Windsor Road, as raised by a number of residents during consultation
- minimise impacts on Edward Lane and Channel Street, as raised by a number of residents during consultation

Proposed Improvements to Windsor Road at Old Canterbury Road
Currently the intersection of Windsor Road and Old Canterbury Road is considered unsafe by the majority of residents. Refer to the results of the public consultation below.

The major disadvantage of Option 3 is that is does not provide a signalised environment to turn in/out Dulwich Hill along Old Canterbury Road.

The intersection of Old Canterbury Road, Windsor Road and Spencer Street operates as a priority controlled intersection with Old Canterbury Road functioning as a major east-west sub-arterial road, Windsor Road as a collector, and Spencer Street as a minor local road.

The Dulwich Hill North LATM (GTA 2016) recommended a threshold treatment on Windsor Road at Old Canterbury Road as a short term priority.

To improve the traffic safety of the Windsor Road and Old Canterbury Road intersection, it is recommended specific measures be investigated and implemented in tandem with the detailed design and be presented to a future Traffic Committee for consideration with the detailed design plans:

- Removal of the existing pedestrian refuge (which is anecdotally knocked over every few weeks and is currently perceived as unsafe by residents) to encourage residents to use the signals at Edward Street or Junction Street.
- Installation of 'No Stopping' signs on Old Canterbury Road at Windsor Road to provide adequate sight lines when turning out of Windsor Road. Consideration should also be given of extending the 'No Stopping' zones to 15m (i.e. beyond the statutory distance) in recognition of the crash numbers and difficulty experienced by drivers using this intersection.
- Installation of “No Right Turn” signage on Old Canterbury Road for west bound lanes at Spencer Street to encourage drivers to use the newly implemented signalised right turn at Edward Street and reduce the turning movements at the Old Canterbury, Windsor and Spencer Street intersection.
- Installation of 'Keep Clear' line marking in the east bound lanes on Old Canterbury Road at Windsor Road to ensure vehicles can exit safely from Windsor Road during the morning peak when modelled queue lengths are predicted to stretch past Windsor Road.
- Coordination of traffic signal controls at Edward/Weston Streets and Junction Street to maximise gaps in traffic for safe exit and entry from Windsor Road. The Edward Street traffic signal could be coordinated to trigger approximately 5 to 6 seconds after Junction Road to provide the biggest gap in traffic.

It should be noted that the proposed closure of Weston Street will not make the intersection of Windsor and Old Canterbury less safe, and, although not as safe as signalised intersection, when combined with the above measures, will improve the safety of the intersection of Windsor Road and Old Canterbury Road.

Item 9

Item 2

Proposed improvements to Edward Lane and Channel Street
Residents adjacent to Edward Lane and also a few residents in Channel Street are concerned that any of the Options will increase traffic volumes in Edward Lane and Channel Street. Refer to the results of the public consultation below. Anecdotal evidence suggests Edward Lane especially is used as a shortcut by pedestrians and there is no footpath in the lane to walk on.

The Dulwich Hill North LATM (GTA 2016) recommended kerb extensions at the intersections of Weston Street and Windsor Road, and Davis Street and Windsor Road to further calm traffic on Windsor Road. No other works were recommended at the intersection, nor in Weston Street, Edward Lane or Channel Street.

To improve the traffic safety of Edward Lane and Channel Street, it is recommended specific measures be investigated and implemented in tandem with the detailed design and be presented to a future Traffic Committee for consideration with the detailed design plans:

- Installation of continuous footpath treatments at the threshold of Edward Lane and Windsor Road, and potentially at Edward Street and Weston Street to slow traffic and give priority to pedestrians.
- Installation of 'No Right Turn' signage on Windsor Road for north bound lanes at Edward Lane to encourage drivers to use Channel Street and reduce the turning movements close to the Old Canterbury Road, Windsor Road and Spencer Street intersection.
- Installation of kerb extensions at Channel Street and Windsor Road to slow traffic and improve sight lines for vehicles turning in and out of Channel Street.

Other issues to be considered during detailed design of traffic signals
Extension of 'No Stopping' and/or 'No Parking' zone on Old Canterbury Road in the westbound direction, east of Weston Street is required to reduce traffic queue lengths to acceptable levels. Detailed design of the intersection should consider the extents and type of restrictions implemented. It is recommended that a 'No Parking' zone be introduced from the existing 'No Stopping' zone east of Weston Street over the crest of the bridge and that this operate in the PM peak only.

Traffic modelling shows that queue lengths on Old Canterbury Road will extend over the crest in the westbound direction, east of Weston Street, during the afternoon peak. Sight lines over the crest are limited. To reduce risk of rear end collisions into queued traffic consideration should be given to overhead lanterns on mast-arms and/or advanced warning (flashing) lights.

There is a need to provide bicycle lanterns and a wider crossing area to facilitate movements of bikes and pedestrians on the eastern pedestrian leg across Old Canterbury Road until a tunnel under Old Canterbury Road is constructed. Bicycle lanterns and a 4.5m wide marked foot crossing are suggested.

PUBLIC CONSULTATION

A notification letter and concept plans were sent to owners and occupiers of affected properties in Old Canterbury Road, Weston Street, Edward Street, Windsor Road and Channel Street on 15 March 2018. All properties within 100m of the intersection were notified. A total of 191 letters were distributed. The closing date for submissions was 8 April 2018.

There were a total of 134 responses received and the majority was submitted online with a number submitted via email. A summary of the preferences expressed by residents is outlined in the table below.

Attachment 1

Option	Responses in support	Percentage in support
Option 1: Full access at Weston Street	59	44.0%
Option 2: Out only at Weston Street	2	1.5%
Option 3: Full closure at Weston Street	73	54.4%
Total	**134**	

Option	Responses in support from			
	Weston St Residents	Windsor St Residents	Old Canterbury Rd Residents	Other Residents
Option 1: Full access at Weston Street	1	47	5	6
Option 2: Out only at Weston Street	0	1	0	1
Option 3: Full closure at Weston Street	31	5	8	29
Total	**32**	**53**	**13**	**36**

Issues raised in specific written responses are detailed below. Responses with similar issues have been collated in order to provide a concise overview of the primary issues.

It's apparent from the community consultation that the community had a polar response, either favoring Option 1 or Option 3. However, common concerns were raised from supporters of both Option 1 and Option 3 including a safe turn in/out to Dulwich Hill along Old Canterbury Road and concerns about increased traffic on Edward Lane, Channel Street, Weston Street or Windsor Road depending on the preferred Option.

Residents comments	Officers comments
Twenty six (26) residents support Option 1 as it provides a safe turn in/out Dulwich Hill along Old Canterbury Road. Currently the intersection of Windsor Road, which is the local collector road, and Old Canterbury Road is considered unsafe by the majority of residents. Three (3) residents support Option 3 but flag the need for improvements at the intersection of Windsor Road and Old Canterbury Road	Seven crashes were reported to RMS between July 2011 and June 2016 at the intersection of Old Canterbury Road, Windsor Road and Spencer Street. Note this is injury or tow away crashes only. Anecdotal evidence from numerous residents suggests that there are many more unreported crashes and that the holding rail at the pedestrian refuge on Old Canterbury Road at this location is flattened every few weeks. The Dulwich Hill North LATM (GTA 2016) recommended a threshold treatment on Windsor Road at Old Canterbury Road as a short term priority. For all options measures to improve the traffic safety of the Windsor Road and Old Canterbury Road intersection should be considered in tandem with the traffic signals as discussed above.
Two (2) residents support Option 1 due to the inconvenience of not being able to turn left into Weston Street from Old Canterbury Road in Option 2 or 3.	The furthest additional distance caused by the closure or part closure of Weston Street is around 160m. At 50km/h this is 12 seconds. This delay would only be experienced if coming from one direction out of three. i.e. from Old Canterbury west bound, not Old Canterbury east bound or Windsor Road.

Residents comments	Officers comments
Eleven (11) residents support Option 1 due to potential increases in traffic volumes in Edward Lane in Option 2 or 3. Three (3) residents support Option 3 but flag the need for improvements in Edward Lane	Edward Lane currently averages 80 vehicles per day (2016). It is considered that the relative increase in traffic on Edward Lane would be greatest in Option 2 then Option 1 and then Option 3. In Option 2 residents entering Weston Street may use the lane and the traffic signals may induce demand down the lane also. In Option 1 the traffic signals may induce demand down the lane. In Option 3 only local residents would utilize Edward Lane. The Dulwich Hill North LATM (GTA 2016) made no recommended for Edward Lane. For all options measures to minimise traffic volumes and improve the traffic safety in Edward Lane should be considered in tandem with the traffic signals as discussed above as discussed above.
Twelve (12) residents support Option 1 due to potential for increased traffic volumes in Windsor Road	Windsor Road near Old Canterbury Road currently averages 1170 vehicles per day (2016). It is a collector road. Vehicles using Weston Street at present averages 280 vehicles per day (2018). The very low numbers tend to indicate that this is predominantly generated by residents of Weston Street. Some of this traffic would originate from Windsor Road. Option 2 and 3 would result in increased numbers of vehicles on Windsor Road between Old Canterbury and Weston Street due to the restricted access at Weston Street. The increase may be in the order of 150 to 250 vehicles per day or an increase from 1170 to 1420 vehicles per day (20%). The Guide to Traffic Generating Developments (RMS 2002) specifies environmental limits for each road class, and specifically 3000 vehicles per day for collector roads. The increased traffic on Windsor Road would therefore remain within desirable limits for a collector road.
Twenty eight (28) residents support Option 3 as it is considered to be the safest and most desirable Option for cycling and walking including users of the Greenway.	A low traffic bike boulevard is preferred for the Greenway on Weston Street. Option 3 is most compatible with this. Provision of a safe and convenient Greenway route reduce will enable residents to make short trips by walking or cycling potentially reducing traffic on local roads including Windsor Road and Weston Street.
Thirteen (13) residents support Option 3 due to potential for increased traffic volumes in Weston Street.	Windsor Road near Old Canterbury Road currently averages 1170 vehicles per day (2016). Vehicles using Weston Street at present averages 280 vehicles per day (2018). Options 1 and 2 are likely to induce traffic from Windsor Road onto Weston Street due to the safer turning environment provided. The increase may be in the order of 250 to 350 vehicles per day or an increase from 280 to 630 vehicles per day (125%). The Guide to Traffic Generating Developments (RMS 2002) specifies environmental limits for each road class, and specifically 2000 vehicles per day for local streets. The increased traffic on Weston Street Road would therefore remain within desirable limits for a local street.

Residents comments	Officers comments
Twelve (12) residents support Option 3 due to loss of parking in Weston Street and/or access to properties in Option 2 or 3.	The Lewisham Parking review (IWC 2016) found parking in Weston Street was often constrained with occupancy rates generally 50-75% throughout the week with higher demand in some peak periods. Parking in Windsor Road was less constrained. Anecdotal evidence from numerous residents suggests that parking has become increasingly difficult on both Weston Street and Windsor Road due to increasing development and associated construction as well as the light rail.

CONCLUSION

With consideration of the above analysis and the outcomes of the community consultation, it is recommended that the Option 3 concept plan be used to inform the detailed design.

Along with the concept plan, detailed designs should give consideration to extension of 'No Stopping' and/or 'No Parking' zones on Old Canterbury Road; overhead lanterns on mast-arms and/or advanced warning (flashing) lights; and bicycle lanterns and a 4.5m wide marked foot crossing on the eastern pedestrian leg across Old Canterbury Road.

It is also recommended that specific measures be investigated and implemented in tandem with the detailed design to improve safety at the intersection of Old Canterbury Road, Windsor Road and Spencer Street as well as at Edward Lane and Channel Street.

ATTACHMENTS

1.⇩ Signalisation Options
2.⇩ Traffic Modelling Report

Item 9

Attachment 1



Item 2

Attachment 1

Item 9

Attachment 1

Item 9.2



Item 9

Attachment 1



Item 2

Attachment 1

JACOBS

Memorandum

Level 7, 177 Pacific Highway
North Sydney NSW 2060 Australia
PO Box 632 North Sydney
NSW 2059 Australia
T +61 2 9928 2100
F +61 2 9928 2500
www.jacobs.com

Subject	**Old Canterbury Road / Weston Street traffic modelling assessment**	**Project Name**	The GreenWay Missing Links Master Plan
Attention	McGregor Coxall	**Project No.**	IA174800
From	Richard Banzon		
Date	19 March 2018		
Copies to	McGregor Coxall and Inner West Council		

1. Introduction

This memorandum outlines the traffic modelling assessment of the proposed of Old Canterbury Road / Weston Street / Edward Street intersection as part of the GreenWay.

The outcomes of this assessment will inform the route options assessment by McGregor Coxall, which is being prepared as part of The GreenWay Missing Links Master Plan development process.

This memorandum is structured as follows:

- Section 2 outlines the traffic modelling approach undertaken for the assessment
- Section 3 details the intersection configurations modelled and any assumptions made
- Section 4 outlines the results of the assessment
- Section 5 presents a summary of assessment findings

JACOBS

Memorandum

Old Canterbury Road / Weston Street traffic modelling assessment

2. Traffic modelling approach

2.1 Intersection performance criteria

The assessment has been undertaken using SIDRA INTERSECTION (Sidra) modelling software (version 7). Sidra is a micro-analytical tool for evaluation of intersection performance in terms of capacity, Degree of Saturation, Level of Service, average vehicle delay and queue lengths, and is an appropriate tool for modelling individual intersections. Roads and Maritime Services (Roads and Maritime) *Traffic Modelling Guidelines* (version 1.0, February 2013) state that the following core performance elements should be assessed when modelling using Sidra:

- Degree of Saturation (DoS)
- Level of Service (LoS)
- 95 per cent back of queue distance

2.1.1 Degree of Saturation

DoS is defined as the ratio of demand (arrival) flow to capacity (also known as volume to capacity ratio). A DoS above 1.0 represents oversaturated conditions (where demand flow exceeds capacity), and DoS below 1.0 represent undersaturated conditions (where demand flows are below capacity).

2.1.2 Level of Service

LoS is a qualitative measure describing operational conditions within a traffic stream and their perception by drivers and/or passengers. This measure is used in planning design and operation of roads. The road operational conditions in terms of LoS criteria are classified into six categories as shown in Table 2.1.

Table 2.1 : Level of Service (LoS) criteria

LoS	Average delay per vehicle (seconds per vehicle)	Traffic signals	Roundabout
A	Less than 15	Good operation	Good operation
B	15 to 28	Good with acceptable delays and spare capacity.	Good with acceptable delays and spare capacity.
C	29 to 42	Satisfactory	Satisfactory
D	43 to 56	Operating near capacity	Operating near capacity
E	57 to 70	At capacity; incidents will cause delays.	At capacity; requires other control mode
F	Over 70	Extra capacity required	Extra capacity required

Source: Guide to Traffic Generating Developments (Roads and Maritime, version 2.2, 2002)

The average delay assessed for roundabouts is for the worst movement, and is expressed in seconds per vehicle.

JACOBS

Memorandum

Old Canterbury Road / Weston Street traffic modelling assessment

3. Modelled scenarios

The intersection of Old Canterbury Road, Weston Street and Edward Street currently operates as a priority controlled intersection with Old Canterbury Road functioning as a major east-west sub-arterial road, and Weston Street and Edward Street as minor local roads.

A tunnel under Old Canterbury Road east of Edward Street is currently being designed as part of the Central Links package. Assessment of at-grade crossing options has been undertaken due to the signalisation of Old Canterbury Road / Weston Street / Edward Street as part of the Summer Hill Flour Mill development north-east of the intersection. Additional treatments are proposed to accommodate the GreenWay. This crossing would be used by cyclists and pedestrians until the tunnel is operational.

Five scenarios have been modelled in *Sidra* as follows:

- **Existing without development**: Priority controlled intersection (current configuration)
- **Existing with development**: Priority controlled intersection with additional traffic generated due the Flour Mill and McGill Street developments
- **Option 1**: Signalised intersection with provision of a bi-directional shared path on the eastern side of Weston Street and an extended no stopping zone on Old Canterbury Road in the westbound direction, east of Weston Street
- **Option 2**: Signalised intersection with closure of Weston Street southbound at its interface with Old Canterbury Road, provision of a right turn lane on Old Canterbury Road in the westbound direction and an extended no stopping zone on Old Canterbury Road in the westbound direction, east of Weston Street
- **Option 3**: Signalised intersection with full closure of Weston Street at its interface with Old Canterbury Road, provision of a right turn lane on Old Canterbury Road in the westbound direction and an extended no stopping zone on Old Canterbury Road in the westbound direction, east of Weston Street

These intersection concepts and modelling results are presented in Chapter 4.

Existing traffic counts are outlined in Appendix A.

Item 9

Item 2

JACOBS

Memorandum

Old Canterbury Road / Weston Street traffic modelling assessment

4. Modelling assessment

4.1 Existing intersection performance

Table 4.1 shows the performance of the existing intersection configuration with and without additional traffic generated due to the Flour Mill and McGill Street developments.

Additional traffic has been based on an assessment of the Flour Mill and McGill Street developments undertaken by Arup as outlined in *Summer Hill Flour Mill Preferred Project Report – Traffic and Transport* (Arup 2012).

Table 4.1 : Existing intersection modelling results

Time period / approach	Existing without development				Existing with development			
	DoS	Average delay (sec)	LoS	Queue length (m)	DoS	Average delay (sec)	LoS	Queue length (m)
Morning peak hour								
Weston Street south approach	0.12	93	F	<10	0.18	>100	F	<10
Old Canterbury Road east approach	0.33	16	B	25	0.45	18	B	30
Edward Street north approach	0.38	>100	F	10	>1	>100	F	70
Old Canterbury Road west approach	0.31	9	A	<10	0.32	9	A	<10
Overall intersection	**0.38**	**>100**	**F**	**25**	**0.45**	**>100**	**F**	**70**
Evening peak hour								
Weston Street south approach	0.10	>100	F	<10	0.16	>100	F	<10
Old Canterbury Road east approach	0.61	13	A	40	0.69	16	B	60
Edward Street north approach	0.52	>100	F	10	>1	>100	F	200
Old Canterbury Road west approach	0.21	17	B	<10	0.23	18	B	<10
Overall intersection	**0.61**	**>100**	**F**	**40**	**>1**	**>100**	**F**	**200**

The existing intersection without development traffic currently operates at LoS F during the morning and evening peak hour. This is due to the worst performing movement reported for priority controlled (unsignalised) intersections, which in this case corresponds to the right turns out of Weston Street and Edward Street. Vehicles turning right from either of these roads have to give way to a number of conflicting movements including vehicles travelling on Old Canterbury Road, which is a major east-west road that experiences high traffic volumes.

The addition of development traffic results in the intersection degrading in performance, with average delays greater than 100 seconds. The intersection's deterioration with development traffic is largely attributed to the additional traffic turning into and out of Edward Street. The intersection in its existing configuration would not be able to accommodate the additional traffic generated due to the two developments.

Attachment 2

Attachment 1

JACOBS

Memorandum

Old Canterbury Road / Weston Street traffic modelling assessment

4.2 Option 1 intersection performance

Figure 4.1 shows the Option 1 intersection configuration modelled in Sidra.



Figure 4.1 : Option 1 – Weston Street open with shared path

Item 9

Item 2

JACOBS

Memorandum

Old Canterbury Road / Weston Street traffic modelling assessment

Table 4.2 shows the performance of the intersection with and without Option 1 upgrades.

Table 4.2 : Option 1 modelling results

Time period / approach	Existing with development				Option 1			
	DoS	Average delay (sec)	LoS	Queue length (m)	DoS	Average delay (sec)	LoS	Queue length (m)
Morning peak hour								
Weston Street south approach	0.18	>100	F	<10	0.09	66	E	<10
Old Canterbury Road east approach	0.45	18	B	30	0.91	42	C	205
Edward Street north approach	>1	>100	F	70	0.87	64	E	110
Old Canterbury Road west approach	0.32	9	A	<10	0.89	26	B	275
Overall intersection	**0.45**	**>100**	**F**	**70**	**0.91**	**37**	**C**	**275**
Evening peak hour								
Weston Street south approach	0.16	>100	F	<10	0.04	64	E	<10
Old Canterbury Road east approach	0.69	16	B	60	0.97	58	E	475
Edward Street north approach	>1	>100	F	200	0.43	33	C	55
Old Canterbury Road west approach	0.23	18	B	<10	0.95	57	E	250
Overall intersection	**>1**	**>100**	**F**	**200**	**0.97**	**55**	**D**	**475**

Signalisation of the intersection with an extended no stopping zone on Old Canterbury Road in the westbound direction and modifying Weston Street with a bi-directional shared path on the eastern side improves the intersection's performance from LoS F to LoS C during the morning peak hour and LoS F to LoS D during the evening peak hour. However, queue lengths on Old Canterbury Road in the eastbound direction during the morning peak hour would extend beyond the Old Canterbury Road / Junction Road intersection. During the evening peak hour, queues on Old Canterbury Road in the westbound direction would extend beyond the Old Canterbury Road / Toothill Street intersection.

Further extension of the no stopping zone on Old Canterbury Road in the westbound direction would not improve queue lengths to an acceptable level and therefore additional modifications would be required.

Attachment 2

Attachment 1

JACOBS

Memorandum

Old Canterbury Road / Weston Street traffic modeling assessment

4.3 Option 2 intersection performance

Figure 4.2 shows the Option 2 intersection configuration modelled in Sidra.

Prohibiting vehicles from entering Weston Street at its northern end would require vehicles to turn into Windsor Road to access Weston Street. This would result in a minor redistribution of traffic given the low number of vehicles turning into Weston Street, with the surveys recording 12 vehicles and 22 vehicles turning into Weston Street during the morning and evening peak hour, respectively.



Figure 4.2 : Option 2 - Weston Street partial closure (one-way northbound)

Item 9

Item 2

JACOBS

Memorandum

Old Canterbury Road / Weston Street traffic modelling assessment

Table 4.3 shows the performance of the intersection with and without Option 2 upgrades.

Table 4.3 : Option 2 modelling results

Time period / approach	Existing with development)				Option 2			
	DoS	Average delay (sec)	LoS	Queue length (m)	DoS	Average delay (sec)	LoS	Queue length (m)
Morning peak hour								
Weston Street south approach	0.18	>100	F	<10	0.09	66	E	<10
Old Canterbury Road east approach	0.45	18	B	30	0.58	18	B	130
Edward Street north aproach	>1	>100	F	70	0.83	60	E	105
Old Canterbury Road west approach	0.32	9	A	<10	0.86	20	B	240
Overall intersection	**0.45**	**>100**	**F**	**70**	**0.86**	**25**	**B**	**240**
Evening peak hour								
Weston Street south approach	0.16	>100	F	<10	0.04	64	E	<10
Old Canterbury Road east approach	0.69	16	B	60	0.82	11	A	260
Edward Street north aproach	>1	>100	F	200	0.62	42	C	70
Old Canterbury Road west approach	0.23	18	B	<10	0.66	17	B	125
Overall intersection	**>1**	**>100**	**F**	**200**	**0.82**	**17**	**B**	**260**

Signalisation of the intersection with an extended no stopping zone on Old Canterbury Road in the westbound direction and converting Weston Street to one-way northbound improves the performance of the intersection from LoS F to LoS B during both peak hours. However, queue lengths during the evening peak hour on Old Canterbury Road in the westbound direction would extend beyond the adjacent Old Canterbury Road / Toothill Street intersection.

Further extension of the no stopping zone on Old Canterbury Road in the westbound direction would not improve queue lengths to an acceptable level.

Attachment 2

Attachment 1

JACOBS

Memorandum

Old Canterbury Road / Weston Street traffic modelling assessment

4.4 Option 3 intersection performance

Figure 4.3 shows the Option 3 intersection configuration modelled in Sidra.

Prohibiting vehicles from entering or exiting Weston Street at its northern end would require vehicles to change their travel route. Existing traffic volumes on Weston Street south of Old Canterbury Road are low, with 12 vehicles travelling southbound and 13 vehicles travelling northbound during the morning peak hour, and 22 vehicles travelling southbound and 7 vehicles travelling northbound during the evening peak hour.



Figure 4.3 : Option 3 – Weston Street full closure

Item 9

Item 2

JACOBS

Memorandum

Old Canterbury Road / Weston Street traffic modelling assessment

Table 4.4 shows the performance of the intersection with and without Option 3 upgrades.

Table 4.4 : Option 3 modelling results

Time period / approach	Existing with development				Option 3			
	DoS	Average delay (sec)	LoS	Queue length (m)	DoS	Average delay (sec)	LoS	Queue length (m)
Morning peak hour								
Weston Street south approach	0.18	>100	F	<10	N/A	N/A	N/A	N/A
Old Canterbury Road east approach	0.45	18	B	30	0.45	11	A	100
Edward Street north approach	>1	>100	F	70	0.76	54	D	100
Old Canterbury Road west approach	0.32	9	A	<10	0.75	9	A	150
Overall intersection	**0.45**	**>100**	**F**	**70**	**0.76**	**16**	**B**	**150**
Evening peak hour								
Weston Street south approach	0.16	>100	F	<10	N/A	N/A	N/A	N/A
Old Canterbury Road east approach	0.69	16	B	60	0.67	5	A	155
Edward Street north approach	>1	>100	F	200	0.48	46	D	75
Old Canterbury Road west approach	0.23	18	B	<10	0.57	12	A	100
Overall intersection	**>1**	**>100**	**F**	**200**	**0.67**	**12**	**A**	**155**

Signalisation of the intersection with an extended no stopping zone on Old Canterbury Road in the westbound direction and closing off Weston Street to traffic at its interface with Old Canterbury Road improves the performance of the intersection from LoS F to LoS B during the morning peak hour and LoS F to LoS A during the evening peak hour. Queue lengths are acceptable during both peak hours.

Removing parking during the morning peak period marginally improves the performance of the intersection, and therefore prohibiting parking would only be necessary during the evening peak period.

Attachment 2

Attachment 1

JACOBS

Memorandum

Old Canterbury Road / Weston Street traffic modelling assessment

4.5 Induced traffic on Weston St resulting from signalisaton of the intersection

Annual Average Daily Traffic (AADT) in 2014 on Windsor Road was observed to be 540 vehicles northbound and 640 vehicles southbound. The signalisation of Old Canterbury Road / Weston Street / Edwards Street may induce traffic from Windsor Road onto Weston Street. Based on the assumption that Weston Street northbound traffic volumes are similar to Windsor Road northbound volumes, this would equate to a maximum of 50 vehicles travelling onto Weston Street from Windsor Road during the morning and evening peak hour. Therefore, induced traffic on Weston St due to the signalisation of Old Canterbury Road / Weston Street / Edward Street would be up to additional vehicle every minute during the morning and evening peak hour.

Given the low volume of traffic using Weston Street, a maximum of 50 vehicles per hour would be induced onto Weston Street. This level of induced traffic is within the environmental capacity performance standard for a local street (200 vehicles per hour[1]). Hence the impact to Weston Street would be minor. In addition, signalisation of Old Canterbury Road / Weston Street / Edwards Street may lead to vehicles turning left onto Old Canterbury Road via Windsor Road instead of Weston Street.

4.6 Service road at the corner of Old Canterbury Road and Weston Street

Users of the GreenWay would need to cross the existing Weston St service road located immediately south-east of the Old Canterbury Road / Weston Street / Edward Street intersection. The design to signalise Old Canterbury Road / Weston Street / Edward Street should consider the intended form and function of the service road while the GreenWay is operational. Traffic volumes and the speed of vehicles using this service road are likely to be very low as it provides vehicular access to a limited number on street parking spaces.

Future access to the service road by vehicles would be constrained by intersection geometry and location of poles and traffic signal equipment. Further this could potentially create unsafe conflicts between vehicles and pedestrians. Treatments that have been considered include:

- Closing vehicle access to and from the service road (Option 1 and Option 2)
- A continuous footpath treatment that would allow vehicle access to a shared zone along the service road (Option 3)

Implementing a shared zone may create conflicts with pedestrian waiting areas, however the number of vehicles that would access the service road would be very low and therefore is an appropriate treatment. Closing the service road to vehicular traffic is considered the safest option for operation of the new traffic signals.

[1] Guide to Traffic Generating Developments (RTA, 2002)

Item 9

Item 2

JACOBS

Memorandum

Old Canterbury Road / Weston Street traffic modelling assessment

5. Options summary

Table 5.1 provides a summary of modelling assessment.

Table 5.1 : Old Canterbury Road / Weston Street / Edward Street modelling summary

Option	Morning peak hour		Evening peak hour		Comments
	Level of Service	Queue length (metres)	Level of Service	Queue length (metres)	
Option 1 (Weston Street open)	C	275	D	475	Acceptable operational performance, however unacceptably long queue lengths during the morning and evening peak periods. Requires additional modification to reduce queue lengths.
Option 2 (Weston Street partial closure)	B	240	B	260	Acceptable operational performance however long queue lengths during the evening peak period. Requires additional modification to reduce queue lengths.
Option 3 (Weston Street full closure)	B	150	A	155	Acceptable operational performance and queue lengths

Option 3 would the most efficient intersection operation with the shortest queues and least delay to vehicles.

Draft 12

Attachment 2

Attachment 1

JACOBS

Memorandum

Old Canterbury Road / Weston Street traffic modeling assessment

Appendix A – Intersection counts

Item 9

Attachment 1

Item 2

Attachment 2

Job No	N3857 - Marion Street
Client	Inner West Council
Site	Weston Street - south of Old Canterbury Road
Location	Lewisham
Site No	2D
Start Date	6-Feb-18
Description	Volume Summary
Direction	NB

MATRIX Traffic and Transport Data

Hour Starting	Day of Week							W'Day Ave	7 Day Ave
	Mon 12-Feb	Tue 6-Feb	Wed 7-Feb	Thu 8-Feb	Fri 9-Feb	Sat 10-Feb	Sun 11-Feb		
AM Peak	21	12	13	2	4	13	12		
PM Peak	9	9	14	16	11	15	12	100	109
0:00	0	2	1	0	1	2	2	1	1
1:00	0	1	0	1	1	2	1	1	1
2:00	0	0	1	0	0	2	0	0	0
3:00	0	0	1	1	0	2	0	0	1
4:00	2	0	1	2	2	1	2	1	1
5:00	4	4	5	2	3	0	0	4	3
6:00	4	6	7	0	4	7	4	4	5
7:00	14	10	9	0	0	6	2	7	6
8:00	9	10	13	0	0	13	5	6	7
9:00	6	11	8	0	0	6	12	5	6
10:00	3	12	5	0	0	11	8	4	6
11:00	21	9	8	0	0	7	6	8	7
12:00	8	8	3	0	0	13	12	4	6
13:00	4	7	5	0	0	9	4	3	4
14:00	3	8	0	0	0	6	6	2	3
15:00	9	8	1	10	0	15	10	6	8
16:00	8	8	7	9	0	9	6	6	7
17:00	9	8	6	16	11	9	7	10	9
18:00	6	9	8	8	10	9	7	8	8
19:00	3	5	14	12	10	9	7	9	9
20:00	0	3	3	8	3	7	4	3	4
21:00	2	5	2	5	4	4	1	4	3
22:00	1	5	1	4	3	2	1	3	2
23:00	0	0	1	2	2	1	2	1	1
Total	116	139	110	80	54	152	109	100	109

7-19	100	108	73	43	21	113	85	69	78
6-22	109	127	99	68	42	140	101	89	98
6-24	110	132	101	74	47	143	104	93	102
0-24	116	139	110	80	54	152	109	100	109

Job No	N3857 - Marion Street
Client	Inner West Council
Site	Weston Street - south of Old Canterbury Road
Location	Lewisham
Site No	2D
Start Date	6-Feb-18
Description	Volume Summary
Direction	SB

MATRIX Traffic and Transport Data

Hour Starting	Day of Week							W'Day Ave	7 Day Ave
	Mon	Tue	Wed	Thu	Fri	Sat	Sun		
	12-Feb	6-Feb	7-Feb	8-Feb	9-Feb	10-Feb	11-Feb		
AM Peak	16	21	17	2	8	20	14		
PM Peak	29	24	20	25	22	31	17	180	188
0:00	1	0	2	0	4	5	6	1	3
1:00	0	1	1	1	3	4	7	1	2
2:00	0	1	0	2	1	2	0	1	1
3:00	0	0	0	0	1	1	1	0	0
4:00	1	0	0	0	1	0	1	0	0
5:00	1	1	5	2	2	2	0	2	2
6:00	16	13	14	1	8	15	2	10	10
7:00	13	16	17	0	0	4	5	9	8
8:00	11	21	13	0	0	8	3	9	8
9:00	6	16	10	0	0	9	14	6	8
10:00	12	9	6	0	0	18	5	5	7
11:00	13	19	11	0	0	20	8	9	10
12:00	17	13	9	0	0	31	12	8	12
13:00	10	6	15	0	0	16	17	6	9
14:00	13	10	4	0	0	10	8	5	6
15:00	19	24	2	12	0	12	17	11	12
16:00	29	22	19	22	0	17	13	18	17
17:00	16	20	20	25	22	19	11	21	19
18:00	16	17	18	23	17	11	17	18	17
19:00	5	11	19	16	18	8	7	14	12
20:00	0	6	7	13	9	11	11	7	8
21:00	4	10	4	4	6	6	7	6	6
22:00	6	4	9	4	11	4	3	7	6
23:00	3	5	3	4	5	4	2	4	4
Total	212	245	208	129	108	237	177	180	188
7-19	175	193	144	82	39	175	130	127	134
6-22	200	233	188	116	80	215	157	163	170
6-24	209	242	200	124	96	223	162	174	179
0-24	212	245	208	129	108	237	177	180	188

Item 9

Item 2

Job No	N3857 - Marion Street
Client	Inner West Council
Site	Edward Street - north of Old Canterbury Road
Location	Lewisham
Site No	2C
Start Date	6-Feb-18
Description	Volume Summary
Direction	NB

MATRIX Traffic and Transport Data

Hour Starting	Day of Week							W'Day Ave	7 Day Ave
	Mon	Tue	Wed	Thu	Fri	Sat	Sun		
	12-Feb	6-Feb	7-Feb	8-Feb	9-Feb	10-Feb	11-Feb		
AM Peak	88	95	99	95	105	127	82		
PM Peak	155	157	138	162	156	164	98	1454	1390
0:00	7	3	9	3	7	11	7	6	7
1:00	4	6	4	7	2	10	4	5	5
2:00	5	2	2	4	4	4	15	3	5
3:00	0	2	5	1	0	6	4	2	3
4:00	4	4	2	4	3	8	2	3	4
5:00	20	28	20	10	17	9	2	19	15
6:00	53	73	65	68	66	39	12	65	54
7:00	78	90	80	77	60	39	16	77	63
8:00	88	95	99	86	105	60	33	95	81
9:00	68	78	84	95	80	111	64	81	83
10:00	56	57	84	74	85	118	66	71	77
11:00	66	61	72	69	65	127	82	67	77
12:00	71	61	58	72	69	164	90	66	84
13:00	59	70	63	71	70	116	71	67	74
14:00	62	69	70	93	78	73	81	74	75
15:00	132	131	130	114	142	74	78	130	114
16:00	119	112	130	145	142	92	98	130	120
17:00	155	157	134	135	128	95	83	142	127
18:00	102	139	138	162	156	84	63	139	121
19:00	74	67	61	97	82	72	40	76	70
20:00	51	57	62	64	59	49	44	59	55
21:00	27	35	44	44	27	43	20	35	34
22:00	21	32	22	39	32	27	18	29	27
23:00	15	6	12	14	20	27	10	13	15
Total	1337	1435	1450	1548	1499	1458	1003	1454	1390

7-19	1056	1120	1142	1193	1180	1153	825	1138	1096
6-22	1261	1352	1374	1466	1414	1356	941	1373	1309
6-24	1297	1390	1408	1519	1466	1410	969	1416	1351
0-24	1337	1435	1450	1548	1499	1458	1003	1454	1390

Attachment 2

Attachment 1

Job No	N3857 - Marion Street
Client	Inner West Council
Site	Edward Street - north of Old Canterbury Road
Location	Lewisham
Site No	2C
Start Date	6-Feb-18
Description	Volume Summary
Direction	SB

MATRIX Traffic and Transport Data

Hour Starting	Day of Week							W'Day Ave	7 Day Ave
	Mon	Tue	Wed	Thu	Fri	Sat	Sun		
	12-Feb	6-Feb	7-Feb	8-Feb	9-Feb	10-Feb	11-Feb		
AM Peak	135	149	143	149	139	137	55		
PM Peak	117	132	145	119	130	154	80	1357	1265
0:00	5	3	3	2	5	17	8	4	6
1:00	1	1	2	4	4	5	5	2	3
2:00	4	5	4	6	5	6	5	5	5
3:00	3	1	6	3	5	9	6	4	5
4:00	3	3	4	5	6	6	1	4	4
5:00	12	14	13	8	12	7	0	12	9
6:00	69	77	109	83	82	35	9	84	66
7:00	100	149	128	112	110	41	14	120	93
8:00	135	131	143	149	139	45	28	139	110
9:00	82	123	106	103	78	56	49	98	85
10:00	40	87	62	47	58	78	55	59	61
11:00	60	48	49	41	68	137	55	53	65
12:00	55	47	54	59	65	154	68	56	72
13:00	34	52	54	53	63	108	64	51	61
14:00	43	69	63	63	67	73	63	61	63
15:00	83	73	77	91	109	58	67	87	80
16:00	99	103	108	95	114	72	69	104	94
17:00	117	109	145	119	130	81	80	124	112
18:00	111	132	127	103	103	76	63	115	102
19:00	68	65	50	73	72	67	46	66	63
20:00	37	43	46	51	56	39	30	47	43
21:00	29	28	36	31	35	31	19	32	30
22:00	11	16	17	22	26	16	14	18	17
23:00	11	8	11	21	12	27	7	13	14
Total	1212	1387	1417	1344	1424	1244	825	1357	1265

7-19	959	1123	1116	1035	1104	979	675	1067	999
6-22	1162	1336	1357	1273	1349	1151	779	1295	1201
6-24	1184	1360	1385	1316	1387	1194	800	1326	1232
0-24	1212	1387	1417	1344	1424	1244	825	1357	1265

Item 9

Item 2

Job No	N3857 - Marion Street
Client	Inner West Council
Site	Old Canterbury Road - east of Edward St
Location	Lewisham
Site No	2B
Start Date	6-Feb-18
Description	Volume Summary
Direction	EB

MATRIX Traffic and Transport Data

Hour Starting	Day of Week							W'Day Ave	7 Day Ave
	Mon 12-Feb	Tue 6-Feb	Wed 7-Feb	Thu 8-Feb	Fri 9-Feb	Sat 10-Feb	Sun 11-Feb		
AM Peak	1156	1076	1256	1175	1235	908	772		
PM Peak	751	759	769	852	809	866	763	12381	11967
0:00	51	43	49	52	74	125	164	54	80
1:00	44	25	23	30	42	70	111	33	49
2:00	32	27	32	34	43	61	63	34	42
3:00	51	47	47	49	53	71	86	49	58
4:00	137	121	122	150	133	64	61	133	113
5:00	466	505	499	467	491	241	120	486	398
6:00	1106	1076	1196	1143	1133	501	216	1131	910
7:00	1156	992	1256	1175	1235	590	281	1163	955
8:00	1005	788	1112	747	1157	777	431	962	860
9:00	948	837	943	921	897	858	682	909	869
10:00	629	738	721	731	733	829	728	710	730
11:00	578	589	594	602	705	908	772	614	678
12:00	541	586	611	554	622	866	763	583	649
13:00	477	533	553	553	572	860	654	538	600
14:00	525	589	545	577	619	731	632	571	603
15:00	610	611	687	688	781	662	632	675	667
16:00	683	668	702	684	809	715	613	709	696
17:00	751	759	769	852	764	797	686	779	768
18:00	637	745	727	718	744	745	500	714	688
19:00	509	483	500	521	565	592	399	516	510
20:00	359	354	332	391	421	422	305	371	369
21:00	252	298	298	323	321	363	268	298	303
22:00	174	194	204	225	304	323	181	220	229
23:00	103	85	113	152	197	257	89	130	142
Total	11824	11693	12635	12339	13415	12428	9437	12381	11967

7-19	8540	8435	9220	8802	9638	9338	7374	8927	8764
6-22	10766	10646	11546	11180	12078	11216	8562	11243	10856
6-24	11043	10925	11863	11557	12579	11796	8832	11593	11228
0-24	11824	11693	12635	12339	13415	12428	9437	12381	11967

Attachment 2

Attachment 1

Job No	N3857 - Marion Street
Client	Inner West Council
Site	Old Canterbury Road - east of Edward St
Location	Lewisham
Site No	2B
Start Date	6-Feb-18
Description	Volume Summary
Direction	WB

MATRIX Traffic and Transport Data

Hour Starting	Day of Week							W'Day Ave	7 Day Ave
	Mon	Tue	Wed	Thu	Fri	Sat	Sun		
	12-Feb	6-Feb	7-Feb	8-Feb	9-Feb	10-Feb	11-Feb		
AM Peak	574	611	621	586	648	834	622		
PM Peak	1225	1189	1167	1130	1126	862	789	**13159**	**12715**
0:00	134	117	157	196	198	301	382	160	212
1:00	73	84	100	97	112	211	280	93	137
2:00	77	44	57	74	82	162	214	67	101
3:00	43	43	52	39	61	127	164	48	76
4:00	53	41	58	51	51	104	124	51	69
5:00	118	129	133	111	138	109	83	126	117
6:00	330	392	344	347	354	168	116	353	293
7:00	553	608	569	530	542	331	158	560	470
8:00	574	596	621	578	646	483	258	603	537
9:00	522	528	500	487	520	649	457	511	523
10:00	521	503	522	535	648	793	517	546	577
11:00	574	611	583	586	615	834	622	594	632
12:00	660	623	642	693	770	835	706	678	704
13:00	685	703	715	725	807	862	655	727	736
14:00	818	901	903	954	970	856	700	909	872
15:00	1117	1129	1158	1068	1074	803	743	1109	1013
16:00	1131	1176	1167	1130	1119	845	789	1145	1051
17:00	1225	1189	1166	1126	1126	738	753	1166	1046
18:00	1065	1058	955	1047	1030	700	638	1031	928
19:00	720	789	771	829	770	609	523	776	716
20:00	528	631	623	694	542	552	507	604	582
21:00	492	490	560	627	535	545	411	541	523
22:00	377	397	474	474	523	616	343	449	458
23:00	235	277	286	328	435	587	251	312	343
Total	12625	13059	13116	13326	13668	12820	10394	13159	12715

7-19	9445	9625	9501	9459	9867	8729	6996	9579	9089
6-22	11515	11927	11799	11956	12068	10603	8553	11853	11203
6-24	12127	12601	12559	12758	13026	11805	9147	12614	12003
0-24	12625	13059	13116	13326	13668	12820	10394	13159	12715

Item 9

Item 2

Job No	N3857 - Marion Street
Client	Inner West Council
Site	Old Canterbury Road - west of Edward St - EB Only
Location	Lewisham
Site No	2A
Start Date	6-Feb-18
Description	Volume Summary
Direction	EB

MATRIX Traffic and Transport Data

Hour Starting	Day of Week							W'Day Ave	7 Day Ave
	Mon 12-Feb	Tue 6-Feb	Wed 7-Feb	Thu 8-Feb	Fri 9-Feb	Sat 10-Feb	Sun 11-Feb		
AM Peak	1103	1073	1165	1110	1143	847	753		
PM Peak	689	679	666	765	743	817	724	11734	11396
0:00	50	39	46	53	78	122	163	53	79
1:00	45	26	25	29	39	72	109	33	49
2:00	29	24	30	33	37	59	62	31	39
3:00	47	47	48	45	48	66	82	47	55
4:00	134	119	120	141	128	60	60	128	109
5:00	469	497	491	458	490	240	120	481	395
6:00	1079	1073	1144	1110	1116	509	215	1104	892
7:00	1103	967	1165	1102	1143	582	284	1096	907
8:00	995	758	1059	778	1066	762	417	931	834
9:00	906	799	871	883	860	847	653	864	831
10:00	616	682	698	677	700	814	706	675	699
11:00	555	574	567	601	664	843	753	592	651
12:00	518	564	580	530	579	813	724	554	615
13:00	468	522	531	532	533	817	630	517	576
14:00	510	545	519	547	592	702	609	543	575
15:00	578	576	652	627	724	629	595	631	626
16:00	628	602	640	634	743	695	602	649	649
17:00	689	679	666	765	693	762	643	698	700
18:00	582	672	650	665	712	708	471	656	637
19:00	468	450	479	482	533	560	379	482	479
20:00	347	322	311	352	383	412	298	343	346
21:00	240	289	290	307	310	359	266	287	294
22:00	166	188	198	211	296	324	172	212	222
23:00	102	84	107	139	191	244	91	125	137
Total	11324	11098	11887	11701	12658	12001	9104	11734	11396

7-19	8148	7940	8598	8341	9009	8974	7087	8407	8300
6-22	10282	10074	10822	10592	11351	10814	8245	10624	10311
6-24	10550	10346	11127	10942	11838	11382	8508	10961	10670
0-24	11324	11098	11887	11701	12658	12001	9104	11734	11396

Attachment 2

Attachment 1

Job No	N3857 - Marion Street
Client	Inner West Council
Site	Old Canterbury Road - west of Edward St - WB Only
Location	Lewisham
Site No	2A
Start Date	6-Feb-18
Description	Volume Summary
Direction	WB

MATRIX Traffic and Transport Data

Hour Starting	Day of Week								
	Mon	Tue	Wed	Thu	Fri	Sat	Sun		
	12-Feb	6-Feb	7-Feb	8-Feb	9-Feb	10-Feb	11-Feb	W'Day Ave	7 Day Ave
AM Peak	542	582	547	535	599	770	581		
PM Peak	1100	1096	1091	1026	1040	822	733	12244	11863
0:00	131	115	150	198	196	300	373	158	209
1:00	71	79	96	94	111	203	274	90	133
2:00	73	41	57	72	79	162	203	64	98
3:00	42	41	51	37	61	125	161	46	74
4:00	51	41	58	49	52	97	124	50	67
5:00	108	114	124	104	131	100	80	116	109
6:00	293	352	327	317	327	152	110	323	268
7:00	511	526	514	487	508	318	139	509	429
8:00	522	542	547	521	589	467	239	544	490
9:00	493	476	448	452	478	570	407	469	475
10:00	483	480	484	501	599	735	478	509	537
11:00	542	582	543	535	570	770	581	554	589
12:00	627	581	598	655	724	759	641	637	655
13:00	644	672	681	685	760	822	607	688	696
14:00	773	867	876	906	901	818	645	865	827
15:00	1028	1034	1065	999	978	755	684	1021	935
16:00	1038	1096	1091	1024	1015	797	733	1053	971
17:00	1100	1064	1070	1026	1040	685	703	1060	955
18:00	1011	986	873	957	925	661	595	950	858
19:00	666	744	725	766	710	574	501	722	669
20:00	504	590	581	635	495	519	475	561	543
21:00	479	474	545	604	516	535	396	524	507
22:00	357	375	455	451	498	603	328	427	438
23:00	226	266	275	319	416	571	247	300	331
Total	11773	12138	12234	12394	12679	12098	9724	12244	11863

7-19	8772	8906	8790	8748	9087	8157	6452	8861	8416
6-22	10714	11066	10968	11070	11135	9937	7934	10991	10403
6-24	11297	11707	11698	11840	12049	11111	8509	11718	11173
0-24	11773	12138	12234	12394	12679	12098	9724	12244	11863

Item 9

Attachment 1

Item 2

Attachment 2

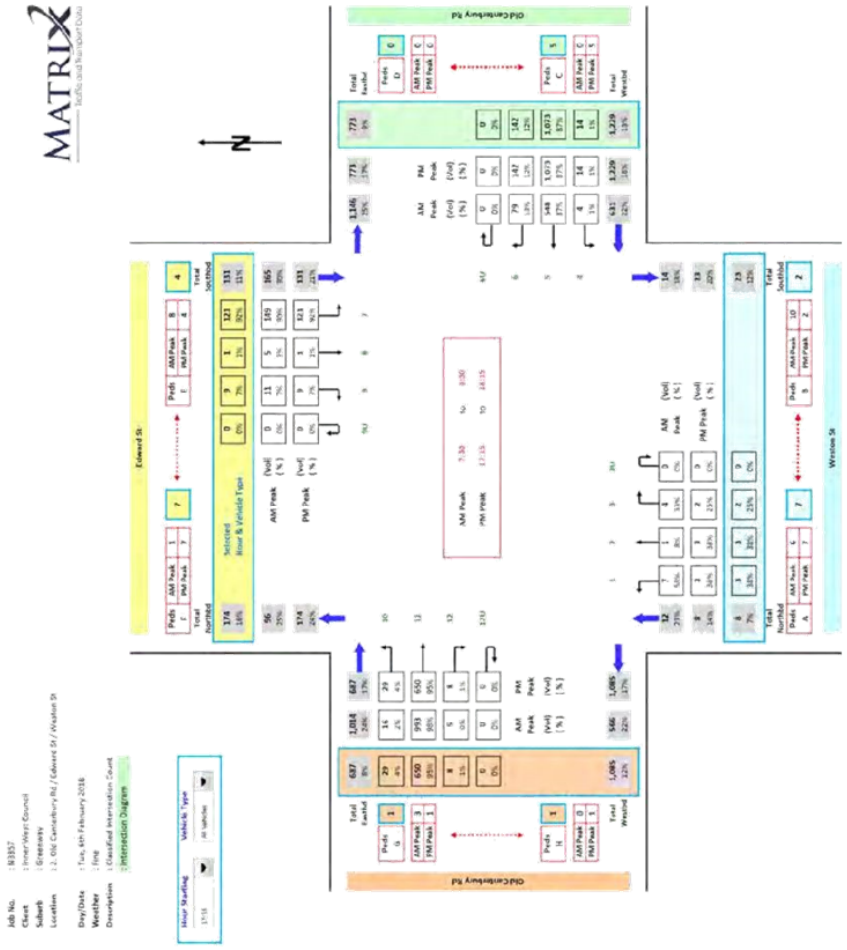

Item 9

Item 2

Attachment 1

Item 9

Attachment 1

Item 2

Attachment 2



Item 9

Attachment 1

Item 9.2



Item 9

INNER WEST COUNCIL

Local Traffic Committee Meeting
1 May 2018

LTC0518 Item 2 Old Canterbury Road, Dulwich Hill - Proposed Traffic Signals Concept Design Plans (Ashfield Ward/Summer Hill Electorate/Ashfield & Inner West LAC)

SUMMARY

Concept design options have been prepared for the signalisation of Old Canterbury Road, Weston Street and Edward Street. Consultation was undertaken with owners and occupiers of properties regarding the options. A summary of the consultation results and traffic modelling results are presented in this report for consideration.

It is recommended that detail design of the traffic signals and intersection of Old Canterbury Road, Weston Street and Edward Street proceed based on a road closure to traffic at Weston Street, and consideration be given to improvements to traffic safety in Windsor Road, Edward Lane and Weston Street to be implemented in tandem with the proposed traffic signals.

Officer's Recommendation

THAT:

1. **The concept design of the traffic signals and intersection of Old Canterbury Road, Weston Street and Edward Street based on a full road closure to traffic at Weston Street as shown in Option 3, be APPROVED, and inform the detailed design;**

2. **Specific measures to improve traffic safety at the intersection of Old Canterbury Road and Windsor Road and in Edward Lane be considered in tandem with the detailed design and be presented to a future Local Traffic Committee for consideration with the detailed design plans for the signalised intersection; and**

3. **The detailed design plans be forwarded to the Roads & Maritime Services for consideration and approval.**

DISCUSSION

A summary of issues raised by residents are listed below;

Residents confirmed that:

- They preferred Option 1 because of difficulties accessing Old Canterbury Road via Windsor Road, including excessive vehicular speeds along Old Canterbury Road, conflict and confusion with traffic coming out of Spencer Street, pedestrian refuge island on Old Canterbury Road at Windsor Road restricting vehicular movement (right turns) from Windsor Road onto Old Canterbury Road, heavy vehicular volume along Old Canterbury Road making it difficult to access safely and limited sight distances when coming out of Windsor Road.
- They wanted a facility which would allow them to make a right turn onto Old Canterbury Road safely and without fear of an accident.
- They also indicated that signals at this location would allow pedestrians to cross the road safely.
- Option 2 (exit only onto Old Canterbury Road) was not supported by the residents due to concerns that it would result in additional traffic using Edward Lane, which may create safety issues for residents.
- Option 3 (closure of Weston Street at Old Canterbury Road) was not supported by the residents because of similar issues as Option 2; however , it would be used by residents of Weston Street to access their street.
- Concerns were raised regarding the extra vehicles attempting to turn right from Windsor Road into Old Canterbury Road with school children using the pedestrian refuge to cross. It was stated that the pedestrian refuge is being hit on a regular basis.
- Concerns were raised that the survey questionnaire did not have a wider circulation. They indicated that residents from only one side of Windsor Road received the survey.

Attachment 2

The Chair made the following observation in relation to Old Canterbury Road at this location;

- there is a fair distance between signals on Old Canterbury Road and that signals are needed;
- Edward Street is a dangerous location for turning because of the limited sight distances at this location and the speed of vehicles;
- the new development at the old flour mills at Summer Hill will result in an increase in traffic; the pedestrian refuge should be reviewed in terms of safety.
-

There was a discussion on whether a right turn bay could be provided on Old Canterbury Road for vehicles to turn into Spencer Street (opposite) to avoid traffic congestion. Council Officers indicated that the road was too narrow to provide a right hand turn bay. It was also noted that signals will be coordinated so there will be a gap between platooning vehicles on Old Canterbury Road at Windsor Road for vehicles to enter from Windsor Road. The Officer further stated that Options 2 and 3 would allow access to the service road (adjacent to properties 115-123 Old Canterbury Road).

Councillor Passas left at 12:00 and passed the Chair to Councillor Da Cruz.

Committee members were advised that the signals were tied to a development approval and this matter was required to be resolved as the development was nearing completion. The developers have also made a contribution in relation to the project.

The Committee noted concerns in relation to the extent of community engagement, and additional traffic using Edward Lane but considered Option 3 to be the preferred option.

COMMITTEE RECOMMENDATION

THAT:

1. **The concept design of the traffic signals and intersection of Old Canterbury Road, Weston Street and Edward Street based on a full road closure to traffic at Weston Street as shown in Option 3, be APPROVED, and inform the detailed design;**

2. **Specific measures to improve traffic safety at the intersection of Old Canterbury Road and Windsor Road and in Edward Lane be considered in tandem with the detailed design and be presented to a future Local Traffic Committee for consideration with the detailed design plans for the signalised intersection; and**

3. **The detailed design plans be forwarded to the Roads & Maritime Services for consideration and approval.**

For motion: Unanimous

Item 10

Item No: C0618 Item 10

Subject: LOCAL TRAFFIC COMMITTEE MEETING HELD ON 5 JUNE 2018

File Ref:

Prepared By: John Stephens - Traffic and Transport Services Manager

Authorised By: Wal Petschler - Group Manager Footpaths, Roads, Traffic and Stormwater

SUMMARY

The minutes of the Local Traffic Committee Meeting held on 5 June 2018 are presented for Council consideration.

RECOMMENDATION

THAT the Minutes of the Local Traffic Committee Meeting held on 5 June 2018 be received and the recommendations be adopted.

ITEMS BY WARD

Ward	Item	Page Number
Leichhardt	LTC0618 Item 3 Road Occupancy-Dalhousie Street and Ramsay Street, Haberfield-Temporary road closures for the annual/bi-annual 'Haberfield Festa' food festival, Sunday 25 November 2018. (Leichhardt Ward/Summer Hill Electorate/Ashfield LAC)	Page 6
Leichhardt	LTC0618 Item 4 Dalhousie Street, Haberfield - road & traffic improvements (Leichhardt Ward / Summer Hill Electorate / Ashfield LAC)	Page 7
Leichhardt	LTC0618 Item 5 Boomerang Street, Haberfield - Haberfield North LATM - Traffic calming improvements (Leichhardt Ward / Summer Hill Electorate / Ashfield LAC)	Page 8
Leichhardt	LTC0618 Item 10 Intersection of Dudley Street and Waratah Street, Haberfield (Leichhardt Ward / Summer Hill Electorate / Ashfield LAC)	Page 13
Leichhardt	LTC0618 Item 17 Elizabeth Street, between Bastable Street and Railway Street, Croydon-Amendment to parking restrictions. (Leichhardt Ward/Strathfield Electorate/Ashfield LAC)	Page 20
Ashfield	LTC0618 Item 6 Davis Street, Dulwich Hill – Proposed Line Markings Design Plans (Ashfield Ward/Summer Hill Electorate/Inner West LAC)	Page 10
Ashfield	LTC0618 Item 7 Dulwich Street, Dulwich Hill – Proposed Line Markings Design Plans (Ashfield Ward/Summer Hill Electorate/Inner West LAC)	Page 11
Ashfield	LTC0618 Item 20 Frederick Street, Ashfield - Pedestrian Crossing Upgrade	Page 23

Balmain	LTC0618 Item 12 Trafalgar Street, Rose Street, Nelson Street and Nelson Lane, Annandale - Resident Parking Scheme (Balmain Ward/Balmain Electorate/Leichhardt LAC)	Page 15
Stanmore	LTC0618 Item 18 Clara Street, Newtown – Amendment To Proposed Motor Bikes Only Parking Restrictions (Stanmore Ward/Newtown Electorate/Inner West LAC)	Page 21
Marrickville	LTC0618 Item 1 Centennial Street, Marrickville – Temporary Road Closure For Special Event On Saturday 28 July 2018 (Marrickville Ward/Summer Hill Electorate/Inner West LAC)	Page 2
Marrickville	LTC0618 Item 2 Local Bicycle Route 3 (LR3) - Detailed Design Plans (Marrickville Ward/Summer Hill Electorate/Inner West LAC)	Page 5
Marrickville	LTC0618 Item 8 Black Street, Marrickville – Proposed Kerb Extensions Design Plans (Marrickville Ward/Newtown Electorate/Inner West LAC)	Page 11
Marrickville	LTC0618 Item 9 Victoria Road, Marrickville – Proposed Kerb Extensions Design Plans (Marrickville Ward/Newtown Electorate/Inner West LAC)	Page 12
Marrickville	LTC0618 Item 13 Philpott Street, Marrickville – Proposed Statutory No Stopping Restrictions (Marrickville Ward/Newtown Electorate/Inner West LAC)	Page 16
Marrickville	LTC0618 Item 14 Samuel Lane, Tempe – Proposed Statutory No Stopping & No Parking Restrictions (Marrickville Ward/Heffron Electorate/ Inner West LAC)	Page 17
Marrickville	LTC0618 Item 15 Short Street, St Peters – Proposal to Extend Resident Permit Parking Restrictions – M12	Page 18
Marrickville	LTC0618 Item 16 Addison Road, Marrickville – Removal Of Redundant Timed No Parking Restrictions & Proposal For Short Term Parking Restrictions (Marrickville Ward/Newtown Electorate/Inner West LAC)	Page 19
Marrickville	LTC0618 Item 19 73 Mary Street, St Peters – S96 modification to amend Land and Environment Court Determination 2016/0030354 Condition 4 – Weekend Markets at 'Precinct 75'	Page 22
All Wards	LTC0618 Item 11 Minor Traffic Facilities (All Wards / All Electorates / All LACs)	Page 14
All Wards	LTC0618 Item 21 File format of LTC Meeting Agenda	Page 23

Item 10

BACKGROUND

Meeting of the Inner West Council Local Traffic Committee was held on 5 June 2018 at Petersham. The minutes of the June meeting are shown at **ATTACHMENT 1.**

FINANCIAL IMPLICATIONS

Projects proposed for implementation in 2017/18 are funded within existing budget allocations.

PUBLIC CONSULTATION

Specific projects have undergone public consultation as indicated in the respective reports to the Traffic Committee. Members of the public attended the meeting to address the Committee on specific items.

ATTACHMENTS

1.⇩ Minutes of the Local Traffic Committee meeting held on 5 June 2018

Minutes of Local Traffic Committee Meeting
Held at Council Chambers, Petersham Service Centre, on 5 June 2018

Meeting commenced at 10.03am

ACKNOWLEDGEMENT OF COUNTRY BY CHAIRPERSON

I acknowledge the Gadigal and Wangal people of the Eora nation on whose country we are meeting today, and their elders past and present.

COMMITTEE REPRESENTATIVES PRESENT

Clr Marghanita Da Cruz	Leichhardt Ward (Attended at 10.10am, Chair from 10.22am – 12:15pm)
Mr Bill Holliday	Representative for Jamie Parker MP, Member for Balmain
Mr Chris Woods	Representative for Ron Hoenig MP, Member for Heffron
Mr Daryl Ninham	Roads and Maritime Services
LSC Alison Coleman	NSW Police – Glebe and Leichhardt Area Command

OFFICERS IN ATTENDANCE

Mr Bruno Sinatambou	State Transit Authority
Mr Colin Jones	Inner West Bicycle Coalition
Mr Wal Petschler	IWC's Group Manager, Roads, Traffic and Stormwater (Chair from 10.03am–10.22am)
Mr John Stephens	IWC's Traffic and Transport Services Manager
Mr George Tsaprounis	IWC's Coordinator Traffic and Parking Services (South)
Mr Joe Di Cesare	IWC's Coordinator Design Services
Mr Boris Muha	IWC's Engineer – Traffic and Parking Services
Mr David Yu	IWC's Engineer – Traffic and Parking Services
Mr Emilio Andari	IWC's Engineer – Traffic and Parking Services
Ms Jenny Adams	IWC's Engineer – Traffic and Parking Services
Mr Vinoth Srinivasan	IWC's Engineer – Traffic and Parking Services
Mr Davide Torresan	IWC's Civil Engineer
Ms Snezana Bakovic	IWC's Project Manager – Traffic & Transport Projects
Mr Nathan Parish	Consultant – Complete Urban
Mr Predrag Gudelj	IWC's Project Manager – Transport Infrastructure
Ms Christina Ip	IWC's Business Administration Officer

VISITORS

Mr Jim Mitsopoulos	Item 5
Mr Paul McGahen	Item 5
Mr Sue Lord	Item 9
Ms Caitlin Crawford	Item 9
Mr Greg Croaker	Item 12
Mr Charles Cameron	Item 16

APOLOGIES:

Ms Jo Haylen MP	Member for Summer Hill
Ms Sarina Foulstone	Representative for Jo Haylen MP, Member for Summer Hill
Clr Julie Passas	Chair, Deputy Mayor – Ashfield Ward
Mr Manod Wickramasinghe	IWC's Coordinator Traffic and Parking Services (North)

Item 10

DISCLOSURES OF INTERESTS:

Nil.

CONFIRMATION OF MINUTES

The minutes of the Local Traffic Committee Meeting held on Tuesday, 1 May 2018 were confirmed.

MATTERS ARISING FROM COUNCIL'S RESOLUTION OF MINUTES

The Local Traffic Committee recommendation of its meeting held on 1 May 2018 were adopted at Council's meeting held on 22 May 2018, with the following changes:

1. That Council receive a further report in respect to Item 2 on the implementation of the safety improvements at Windsor and Old Canterbury Roads, including recommendations for further appropriate measures (whether by Council or RMS) to improve safe access for turning onto Old Canterbury Road from Dulwich Hill; and
2. Item 2 be deferred to allow Councillors to undertake a site inspection.

LTC0618 Item 1 Centennial Street, Marrickville – Temporary Road Closure For Special Event On Saturday 28 July 2018 (Marrickville Ward/Summer Hill Electorate/Inner West LAC)

SUMMARY

A Development Application was received from the Music & Booze Company together with the Newtown Rugby League Football Club to hold the Beer, Footy & Food Festival 2018 on Saturday 28 July 2018 at Henson Park Oval and on Centennial Street, Marrickville between Sydenham Road and the entrance gate to Henson Park Oval.

It is recommended that Council agree to the temporary full-road closure of the subject section of Centennial Street, Marrickville on Saturday 28 July 2018 (weather permitted) or alternatively on Saturday 18 August 2018 subject to complying with the following conditions; apply to the RMS for consent to close the subject road, subject to the event being advertised, a Traffic Management Plan be submitted to the RMS for approval, a Road Occupancy License be obtained from the Transport Management Centre and advice of the proposed event being forwarded to the appropriate authorities including emergency services.

Officer's Recommendation

THAT:

1. The proposed temporary full-road closure of Centennial Street, Marrickville between Sydenham Road and the entrance gate to Henson Park Oval on Saturday 28 July 2018 between 8.00am and 8.00pm (weather permitted) or Saturday 18 August 2018 between 8.00am and 8.00pm, for the holding of the Beer, Footy & Food Festival 2018 at Henson Park Oval, be APPROVED, subject to the approval of the Development Application and the applicant complying with the following conditions:

a) A fee of $1,540.00 for the temporary road closure is payable by the applicant in accordance with Council's Fees and Charges;

b) The temporary full road closure be advertised by the applicant in the local newspaper providing 28 days' notice for submissions, in accordance with the Roads Act;

Attachment 1

c) A Traffic Management Plan (TMP) be submitted by the applicant to the Roads and Maritime Services for consideration and approval;

d) A Traffic Control Plan (TCP) which has been prepared by a certified Traffic Controller, is to be submitted to Council for review with a copy of the Traffic Controller's certification number attached to the plan, not less than 5 days prior to implementation of the closure;

e) A Road Occupancy License application be obtained by the applicant from the Transport Management Centre;

f) Notice of the proposed event is forwarded by the applicant to the NSW Police Local Area Commander, State Transit Authority, NSW Fire Brigades and NSW Ambulance Services;

g) Advance notifications signs advising of the proposed road closure and traffic diversions to be strategically installed and maintained by the applicant at least two (2) weeks prior to the event;

h) A 4-metre wide emergency vehicle access must be maintained through the closed road areas during the course of the event;

i) All affected residents and businesses shall be notified in writing by the applicant of the proposed temporary road closure at least two (2) weeks prior to the event, with the applicant making reasonable provision for residents and businesses;

j) Adequate vehicular traffic control shall be provided for the protection and convenience of pedestrians and motorists including appropriate signage and flagging. Workers shall be specially designated for this role (and carry appropriate certificates), as necessary to comply with this condition. This is to be carried out in accordance with the Australian Standard AS 1742.3 – Traffic Control Devices for works on roads;

k) Water filled barriers be placed at the road closure points to protect against any possible errant vehicles; and

2. The applicant be advised in terms of this report and that all costs for advertising the event and implementation of the road closure are to be borne by the applicant.

DISCUSSION

The Member for Summer Hill wrote to Council requesting that affected residents be notified in writing well in advance of the proposed road closure and festival.

The Committee members agreed to amend the recommendation to state that residents and businesses be notified of the temporary road closure at least three (3) weeks prior to the event.

COMMITTEE RECOMMENDATION

THAT:

1. The proposed temporary full-road closure of Centennial Street, Marrickville between Sydenham Road and the entrance gate to Henson Park Oval on Saturday 28 July 2018 between 8.00am and 8.00pm (weather permitted) or Saturday 18 August 2018 between 8.00am and 8.00pm, for the holding of the Beer, Footy & Food Festival 2018 at Henson Park Oval, be APPROVED, subject to the approval of the Development

Application and the applicant complying with the following conditions:

a) A fee of $1,540.00 for the temporary road closure is payable by the applicant in accordance with Council's Fees and Charges;

b) The temporary full road closure be advertised by the applicant in the local newspaper providing 28 days' notice for submissions, in accordance with the Roads Act;

c) A Traffic Management Plan (TMP) be submitted by the applicant to the Roads and Maritime Services for consideration and approval;

d) A Traffic Control Plan (TCP) which has been prepared by a certified Traffic Controller, is to be submitted to Council for review with a copy of the Traffic Controller's certification number attached to the plan, not less than 5 days prior to implementation of the closure;

e) A Road Occupancy License application be obtained by the applicant from the Transport Management Centre;

f) Notice of the proposed event is forwarded by the applicant to the NSW Police Local Area Commander, State Transit Authority, NSW Fire Brigades and NSW Ambulance Services;

g) Advance notifications signs advising of the proposed road closure and traffic diversions to be strategically installed and maintained by the applicant at least two (2) weeks prior to the event;

h) A 4-metre wide emergency vehicle access must be maintained through the closed road areas during the course of the event;

i) All affected residents and businesses shall be notified in writing by the applicant of the proposed temporary road closure at least three (3) weeks prior to the event, with the applicant making reasonable provision for residents and businesses;

j) Adequate vehicular traffic control shall be provided for the protection and convenience of pedestrians and motorists including appropriate signage and flagging. Workers shall be specially designated for this role (and carry appropriate certificates), as necessary to comply with this condition. This is to be carried out in accordance with the Australian Standard AS 1742.3 – Traffic Control Devices for works on roads;

k) Water filled barriers be placed at the road closure points to protect against any possible errant vehicles; and

2. The applicant be advised in terms of this report and that all costs for advertising the event and implementation of the road closure are to be borne by the applicant.

For motion: Unanimous

LTC0618 Item 2 Local Bicycle Route 3 (LR3) - Detailed Design Plans (Marrickville Ward/Summer Hill Electorate/Inner West LAC)

SUMMARY

On November 2016, Council approved a final concept plan for improvement to Local Route

3, bicycle route identified in Council's Bicycle Plan. LR3) is located on Livingstone Road, from Jersey Street to Marrickville Park.The aim of the proposal was to make LR3 bicycle route more safe, convenient and more enjoyable for people of all ages and ability to ride.

The draft design plans are based on the approved concept plan and are presented in this report for the Local Traffic Committee's consideration. The proposed improvements will complete missing links in Council's bicycle network and enhance bicycle access to public transport, local shops and other destinations.

This report recommends that the detail plans for LR3 be endorsed for community consultation for 28 days, with a further report to be prepared detailing outcomes of the consultation and the final detail design.

Officer's Recommendation

THAT:

1. The draft detail plan (Design Plan No 6176) for Local Bicycle Route 3 be endorsed for community consultation; and

2. Following community consultation, a further report be prepared detailing outcomes of consultation and the final detail design plan.

DISCUSSION

The representative for the Member for Balmain objected to the design stating that he considers the road width of 12.8m is too narrow for a bidirectional cycle lane. He also expressed concern for safety near the child care centre due to the narrow cycle lane. The representative also suggested that these issues could be solved with a shared path.

Council Officers advised that the proposed width of the bidirectional cycle lane is the maximum that can be provided and was previously supported and endorsed by Council at the concept design stage. It was also advised that a separated cycleway has been proposed due to the high traffic volumes on Livingstone Road. The design has been subjected to a Road Safety Audit and design modifications incorporated where needed.

The representative for the Inner West Bicycle Coalition advised that Bike Marrickville supports the proposal and that the proposal will cater for a range of cyclists.

The Committee members agreed with the Officer's recommendation.

COMMITTEE RECOMMENDATION

THAT:

1. The draft detail plan (Design Plan No 6176) for Local Bicycle Route 3 be endorsed for community consultation; and

2. Following community consultation, a further report be prepared detailing outcomes of consultation and the final detail design plan.

For motion: Unanimous

Item 10

LTC0618 Item 3 Road Occupancy-Dalhousie Street and Ramsay Street, Haberfield-Temporary road closures for the annual/bi-annual 'Haberfield Festa' food festival, Sunday 25 November 2018. (Leichhardt Ward/Summer Hill Electorate/Ashfield LAC)

SUMMARY

Council seeks the support of the Committee for the temporary closures of Dalhousie Street and Ramsay Street, Haberfield, for the annual/bi-annual Haberfield (Festa) food festival event on the Sunday 25 November 2018, as recommended below.

Officer's Recommendation

THAT the road closure application for the ' Haberfield Festa Food Festival' on the Sunday 25 November 2018 be supported, subject to the following conditions:

1. The road closure be restricted to occur from 6.00am and 6.00pm in Ramsay Street (between Gillies Avenue and St. David's Road/Kingston Street) and Dalhousie Street (between Dickson Street and Winchombe Avenue);

2. A Traffic Management Plan (TMP) be submitted to and approved by RMS, and an application for a road Occupancy License be forwarded to and approved by the Transport Management Centre;

3. Notice of the proposed event is forwarded to the emergency services, i.e. NSW Police, Fire and Rescue NSW and NSW Ambulance Service;

4. A 4- metre wide emergency service access must be maintained through the closed road areas during the course of the event;

5. Council through its 'Community Service' notify/consult with all affected residents and/or businesses in the area, and conduct a letter-box/leaflet drop notifying the local community of the road closure event at least two (2) weeks prior to the event;

6. The temporary full road closure be advertised in the local newspaper providing 28 days' notice for submissions, in accordance with the Roads Act;

7. Advance notification signs for the event are strategically installed at least one (1) weeks prior to the event; and

8. Adequate Vehicular traffic control shall be provided for the protection and convenience of pedestrians and motorists including appropriate signage and flagging. Workers shall be specifically designated for this role (and carry appropriate certificates), as necessary to comply with this condition. This is to be carried out in accordance with the Australian Standard AS 1742.3- Traffic Control Devices for works on roads.

Attachment 1

DISCUSSION

The Committee members agreed with the Officer's recommendation.

COMMITTEE RECOMMENDATION

THAT the road closure application for the ' Haberfield Festa Food Festival' on the Sunday 25 November 2018 be supported, subject to the following conditions:

1. The road closure be restricted to occur from 6.00am and 6.00pm in Ramsay

Street (between Gillies Avenue and St. David's Road/Kingston Street) and Dalhousie Street (between Dickson Street and Winchombe Avenue);

2. A Traffic Management Plan (TMP) be submitted to and approved by RMS, and an application for a road Occupancy License be forwarded to and approved by the Transport Management Centre;

3. Notice of the proposed event is forwarded to the emergency services, i.e. NSW Police, Fire and Rescue NSW and NSW Ambulance Service;

4. A 4- metre wide emergency service access must be maintained through the closed road areas during the course of the event;

5. Council through its 'Community Service' notify/consult with all affected residents and/or businesses in the area, and conduct a letter-box/leaflet drop notifying the local community of the road closure event at least two (2) weeks prior to the event;

6. The temporary full road closure be advertised in the local newspaper providing 28 days' notice for submissions, in accordance with the Roads Act;

7. Advance notification signs for the event are strategically installed at least one (1) weeks prior to the event; and

8. Adequate Vehicular traffic control shall be provided for the protection and convenience of pedestrians and motorists including appropriate signage and flagging. Workers shall be specifically designated for this role (and carry appropriate certificates), as necessary to comply with this condition. This is to be carried out in accordance with the Australian Standard AS 1742.3- Traffic Control Devices for works on roads.

For motion: Unanimous

LTC0618 Item 4 Dalhousie Street, Haberfield - road & traffic improvements (Leichhardt Ward / Summer Hill Electorate / Ashfield LAC)

SUMMARY

Detailed design plans have been finalised for the proposed road and traffic improvements in Dalhousie Street, Haberfield between Denman Avenue and Ramsay Street as part of Council's 2018/19 Capital Works Program for Traffic Facilities.

The proposed works on Dalhousie Street include kerb & gutter reconstruction works, footpath reconstruction, resurfacing of roadway, additional landscaping, construction of kerb extensions, construction of a landscaped central median island and installation of associated line marking and signage.

Officer's Recommendation

THAT the detailed design plans for the proposed landscaping works, maintenance works, construction of kerb extensions, construction of a landscaped central median island and installation of associated line marking and signage on Dalhousie Street, Haberfield between Denman Avenue and Ramsay Street (as per plan No. 10019) be approved.

DISCUSSION

The Committee members agreed with the Officer's recommendation.

COMMITTEE RECOMMENDATION

THAT the detailed design plans for the proposed landscaping works, maintenance works, construction of kerb extensions, construction of a landscaped central median island and installation of associated line marking and signage on Dalhousie Street, Haberfield between Denman Avenue and Ramsay Street (as per plan No. 10019) be approved.

For motion: Unanimous

LTC0618 Item 5 Boomerang Street, Haberfield - Haberfield North LATM - Traffic calming improvements (Leichhardt Ward / Summer Hill Electorate / Ashfield LAC)

SUMMARY

Detailed design plans have been finalised for the proposed road and traffic improvements in Boomerang Street, Haberfield as part of Council's Capital Works Program for Traffic Facilities.

The proposed works include the upgrade of an existing at-grade pedestrian (zebra) crossing to a raised pedestrian (zebra) crossing, introduction of speed calming devices and upgraded bicycle facilities with associated line marking and signposting.

Officer's Recommendation

THAT the detailed design plans for the raised pedestrian crossing, traffic calming devices, bicycle facilities and kerb blisters with associated signposting and line marking in Boomerang Street, Haberfield (as per plan Nos. 10013 & 10014) be approved.

DISCUSSION

Public speakers: Mr Jim Mitsopoulos and Mr Paul McGahen, residents of Boomerang Street, Haberfield (attended at 10.05am)

Mr Mitsopoulos expressed his support for proposed traffic calming measures in Boomerang Street and added the following:

- There is a need for traffic calming measures outside 22 Boomerang Street due to poor visibility caused by the curvature in the street.
- A speed hump previously installed in the street worked well in reducing speed on approach to the pedestrian crossing and made it safer for vehicles reversing out of driveways. However, since the removal of the speed hump, traffic speeds have increased making it dangerous for pedestrians and residents reversing from driveways.
- There have been many instances of vehicles crashing into property and near misses.
- He has concerns with the proposed height of the speed hump which will be reduced from the typical 100mm to 90mm due to the device located on a bus route. He would like the speed hump to be constructed at the maximum height to reduce the speed of buses as well as cars.
- The lighting at the existing pedestrian crossing could be improved with angled lighting as the crossing currently only has vertical lighting.
- Requested Council consider reducing the speed zone from 50km/h to 40km/h for

Boomerang Street and the surrounding area.
Council Officers advised that as part of the pedestrian crossing design, the lighting will be reviewed to ensure that it complies to standards. Mr Mitsopoulos was also advised that the review of speed zones is under the jurisdiction of the RMS and 40km/h speed zones are typically considered for school zones or high pedestrian activity areas.

Mr McGahen also stated he supported traffic calming measures on Boomerang Street, however, he expressed the following:

- The majority of pedestrians who cross Boomerang Street do not use the existing crossing and instead, cross at the northern side of the roundabout. The recommendation would do nothing to encourage pedestrians to use the pedestrian crossing rather than crossing at the roundabout.
- He surveyed the street during morning peak and in two hours observed 35 people crossing at the pedestrian crossing and 69 people crossing at the roundabout. During an hour of observation in the afternoon, 21 people were seen using the pedestrian crossing and 31 people were seen crossing at the roundabout. Many of the pedestrians were school children, some unaccompanied by an adult.
- Suggested moving the existing pedestrian crossing to 10-20m from the roundabout. The proposed speed cushions in front of 22 Boomerang Street could be substituted with a new raised pedestrian crossing. This would create two pedestrian crossings about 150m apart and move pedestrian activity away from the roundabout.

(Mr Mitsopoulos and Mr McGahen left at 10.22am)

Council Officers advised that Council will be receiving RMS Black Spot funding for the installation of speed cushions at all approaches to the roundabout to reduce traffic speeds and improve pedestrian safety.

Council Officers stated that the existing pedestrian crossing was strategically placed in Boomerang Street as it was an established path to the nearby school. Relocating the proposed raised crossing closer to the roundabout would increase the distance to the next traffic calming device to over 100m and would increase speeding between the two traffic calming devices. Council Officers advised that the recommended devices have been strategically located to control speeding along that section of Boomerang Street. It was also noted that there are pedestrian refuges on all legs of the roundabout to assist safe crossing.

Some Committee members questioned the proposed removal of the refuges at the existing pedestrian crossing and suggested that the design of the raised pedestrian crossing be reviewed to better understand advantages/disadvantages of the design options.

The representative for the Member for Balmain requested that there not be plantings on the proposed kerb extension on the approach side to ensure clear sightlines. Council Officers advised that during detailed design, Council Officers will ensure that any plantings will not be higher than 50cm, as per the standards.

It was agreed that the item be deferred to allow Council Officers to review the design of the raised pedestrian crossing and incorporate proposals for traffic calming under the Black Spot Program.

COMMITTEE RECOMMENDATION

THAT the detailed design plans for the raised pedestrian crossing, traffic calming devices, bicycle facilities and kerb blisters with associated signposting and line marking in Boomerang Street, Haberfield (as per plan Nos. 10013 & 10014) be deferred for further review and incorporate proposals for traffic calming under the Black Spot Program.

For motion: Unanimous

Item 10

LTC0618 Item 6 Davis Street, Dulwich Hill – Proposed Line Markings Design Plans (Ashfield Ward/Summer Hill Electorate/Inner West LAC)

SUMMARY

A detailed design plan has been finalised for the proposed traffic calming improvements in Davis Street, Dulwich Hill, between Windsor Road and Denison Road, as part of the Dulwich Hill North LATM study implementation. The proposal for line markings with associated signs on Davis Street will improve safety and calm traffic.

Consultation was undertaken with owners and occupiers of properties adjacent to Davis Street, regarding the proposal. A summary of the consultation results are presented in this report for consideration. It is recommended that the proposed detailed design plans be approved.

Officer's Recommendation

THAT the design plans for the proposed line markings with associated signs in Davis Street, Dulwich Hill, between Windsor Road and Denison Road (as per design plan No. 6202) be APPROVED.

DISCUSSION

The Committee members agreed with the Officer's recommendation.

COMMITTEE RECOMMENDATION

THAT the design plans for the proposed line markings with associated signs in Davis Street, Dulwich Hill, between Windsor Road and Denison Road (as per design plan No. 6202) be APPROVED.

For motion: Unanimous

Attachment 1

LTC0618 Item 7 Dulwich Street, Dulwich Hill – Proposed Line Markings Design Plans (Ashfield Ward/Summer Hill Electorate/Inner West LAC)

SUMMARY

A detailed design plan has been finalised for the proposed traffic calming improvements in Dulwich Street, Dulwich Hill, between Denison Road and New Canterbury Road, as part of the Dulwich Hill North LATM study implementation. The proposal for line markings with associated signs on Dulwich Street will improve safety and calm traffic.

Consultation was undertaken with owners and occupiers of properties adjacent to Dulwich Street, regarding the proposal. A summary of the consultation results are presented in this report for consideration. It is recommended that the proposed detailed design plans be approved.

Officer's Recommendation

THAT the design plans for the proposed line markings with associated signs in

Dulwich Street, Dulwich Hill, between Denison Road and New Canterbury Road (as per design plan No. 6201) be APPROVED.

DISCUSSION

The Committee members agreed with the Officer's recommendation.

COMMITTEE RECOMMENDATION

THAT the design plans for the proposed line markings with associated signs in Dulwich Street, Dulwich Hill, between Denison Road and New Canterbury Road (as per design plan No. 6201) be APPROVED.

For motion: Unanimous

LTC0618 Item 8 Black Street, Marrickville – Proposed Kerb Extensions Design Plans (Marrickville Ward/Newtown Electorate/Inner West LAC)

SUMMARY

A detailed design plan has been finalised for the proposed traffic calming improvements in Black Street, Marrickville, at Llewellyn Street, as part of the Marrickville East LATM study implementation. The proposal for kerb extensions with a new kerb and gutter alignment and associated signs and line markings will improve pedestrian safety and traffic conditions at this location.

Consultation was undertaken with owners and occupiers of properties adjacent to Black Street and Llewellyn Street, regarding the proposal. A summary of the consultation results are presented in this report for consideration. It is recommended that the proposed detailed design plans be approved.

Officer's Recommendation

THAT the design plans for the proposed kerb extensions with a new kerb and gutter alignment and associated signs and line markings in Black Street, Marrickville, at Llewellyn Street (as per design plan No. 10015) be APPROVED.

DISCUSSION

The Committee members agreed with the Officer's recommendation.

COMMITTEE RECOMMENDATION

THAT the design plans for the proposed kerb extensions with a new kerb and gutter alignment and associated signs and line markings in Black Street, Marrickville, at Llewellyn Street (as per design plan No. 10015) be APPROVED.

For motion: Unanimous

LTC0618 Item 9 Victoria Road, Marrickville – Proposed Kerb Extensions Design Plans

Item 10

(Marrickville Ward/Newtown Electorate/Inner West LAC)

SUMMARY

A detailed design plan has been finalised for the proposed traffic calming improvements in Victoria Road, Marrickville, at Leicester Street and at Bourne Street, as part of the Marrickville East LATM study implementation. The proposal for kerb extensions with a new kerb and gutter alignment and associated signs and line markings will improve pedestrian safety and traffic conditions at this location.

Consultation was undertaken with owners and occupiers of properties adjacent to Victoria Road, Leicester Street and Bourne Street, regarding the proposal. A summary of the consultation results are presented in this report for consideration. It is recommended that the proposed detailed design plans be approved.

Officer's Recommendation

THAT the design plans for the proposed kerb extensions with a new kerb and gutter alignment and associated signs and line markings in Victoria Road, Marrickville, at Leicester Street and at Bourne Street (as per design plan No. 10016) be APPROVED.

DISCUSSION

Public speakers: Ms Sue Lord and Caitlin Crawford (attended at 10.23am)

Ms Lord stated that she supported the recommendation and expressed the following issues:

- Pedestrians often have to cross Victoria Road to access Annette Kellerman pool and Enmore Park; however, there is currently no safe way to cross Victoria Road to access these facilities.
- Whilst the proposed kerb extension is a good idea, she is not convinced that this measure will sufficiently reduce traffic speeds. There is a need for pedestrian access facilities along Victoria Road.
- Although Council has undertaken traffic volume counts, pedestrian volume counts in Victoria Road have not been undertaken.
- Suggested installing a raised pedestrian crossing on Victoria Road, near the Leicester Street intersection.

Ms Crawford supported the recommendations and stated the following:

- She also believes there is a need for a pedestrian crossing on Victoria Road. Every street adjacent to Enmore Park have marked pedestrian crossings except for Victoria Road.
- Speeding is common on Victoria Road and there are been many near misses.

(Ms Lord and Ms Crawford left at 10.33am)

Council Officers advised that the street is not likely to meet a warrant for a marked pedestrian crossing based on vehicle counts and stated that a pedestrian refuge would impact on swept paths at the intersection and parking. It was advised that the proposed changes to Victoria Road would narrow the road and improve sightlines, making it safer for pedestrians to cross. However, Council Officers will undertake pedestrian counts to ascertain whether pedestrian volumes warrant a marked pedestrian crossing.

The Committee members agreed with the Officer's recommendation with an additional recommendation to undertake pedestrian counts on Victoria Road.

COMMITTEE RECOMMENDATION

Attachment 1

THAT:

1. The design plans for the proposed kerb extensions with a new kerb and gutter alignment and associated signs and line markings in Victoria Road, Marrickville, at Leicester Street and at Bourne Street (as per design plan No. 10016) be APPROVED; and
2. Council Officers undertake an analysis to determine whether RMS warrants can be met for a marked pedestrian (zebra) crossing in Victoria Road at Leicester Street intersection.
For motion: Unanimous

LTC0618 Item 10 Intersection of Dudley Street and Waratah Street, Haberfield (Leichhardt Ward / Summer Hill Electorate / Ashfield LAC)

SUMMARY

Council has received concerns regarding vehicles obstructing sight lines and manoeuvring space by parking too close to the intersection of Dudley Street at Waratah Street, Haberfield.

Officer's Recommendation

THAT:

1. A 7.5m 'No Stopping' zone be installed on the eastern side of Dudley Street, north of Waratah Street; and

2. A 10m 'No Stopping' zone be installed on the northern side of Waratah Street, east of Dudley Street.

DISCUSSION

The Committee members agreed with the Officer's recommendation.

COMMITTEE RECOMMENDATION

THAT:

1. A 7.5m 'No Stopping' zone be installed on the eastern side of Dudley Street, north of Waratah Street; and

2. A 10m 'No Stopping' zone be installed on the northern side of Waratah Street, east of Dudley Street.

For motion: Unanimous

LTC0618 Item 11 Minor Traffic Facilities (All Wards / All Electorates / All LACs)

SUMMARY

This report considers minor traffic facility applications received by Inner West Council, and includes 'Disabled Parking' and 'Works Zone' requests.

Item 10

Officer's Recommendation

THAT:

1. The 6m 'Disabled Parking' zone in front of property No.2 Lonsdale Street, Lilyfield, be removed as it is no longer required;

2. The 6m 'Disabled Parking' zone in front of property No.25A Shaw Street, Petersham, be removed as it is no longer required; and

3. A 20m 'Works Zone 7.00am - 5.30pm Mon-Sat' be installed in front of No.31-33 Lewisham Street, Dulwich Hill for 6 months.

DISCUSSION

The Committee members agreed with the Officer's recommendation.

COMMITTEE RECOMMENDATION

THAT:

1. The 6m 'Disabled Parking' zone in front of property No.2 Lonsdale Street, Lilyfield, be removed as it is no longer required;

2. The 6m 'Disabled Parking' zone in front of property No.25A Shaw Street, Petersham, be removed as it is no longer required; and

3. A 20m 'Works Zone 7.00am - 5.30pm Mon-Sat' be installed in front of No.31-33 Lewisham Street, Dulwich Hill for 6 months.

For motion: Unanimous

LTC0618 Item 12 Trafalgar Street, Rose Street, Nelson Street and Nelson Lane, Annandale - Resident Parking Scheme (Balmain Ward/Balmain Electorate/Leichhardt LAC)

SUMMARY

Council has received correspondence from a number of residents of Trafalgar Street, Rose Street, Nelson Street and Nelson Lane, requesting Area A1 Residential Parking Scheme (RPS) restrictions in their streets to deter commuter/long stay parking.

This report provides the result of the resident parking scheme investigation in Trafalgar Street, Rose Street, Nelson Street and Nelson Lane, Annandale.

Attachment 1

Officer's Recommendation

THAT the proposed Resident Parking Scheme in Trafalgar Street, Rose Street, Nelson Street, and Nelson Lane not be supported at the present time due to less than 50% support received from the consulted residents.

DISCUSSION

Public speaker: Mr Greg Croaker, resident of Rose Street, Annandale (attended at 10.35am)

Mr Croaker made the following comments:

- The unrestricted parking spaces in Rose Street is often utilised by:
- commuters using public transport to travel to the city
- users of the airport who occupy parking spaces for extended periods
- Mirvac apartment residents
- Tram Shed employees
- Residents often have to park several blocks away from their home as a result of non-residents parking in Rose Street.
- A petition raised in support of a Resident Parking Scheme was signed by over 50% of Rose Street residents who supported 24/7 parking restrictions.
- Some residents can only use on-street parking as they have no off-street parking and Council has denied applications for the construction of an off-street parking space on their properties.

(Mr Croaker left at 10.49am)

Council Officers suggested that, due to the survey results not indicating clear support or opposition to the Resident Parking Scheme proposed for both sides of Trafalgar Street, Rose Street, Nelson Street and Nelson Lane, a Resident Parking Scheme on one side of streets be investigated as a compromise. The Committee members agreed to defer the item for further investigation.

COMMITTEE RECOMMENDATION

THAT the proposed Resident Parking Scheme in Trafalgar Street, Rose Street, Nelson Street and Nelson Lane, Annandale be deferred for further investigation to consider a Scheme being introduced on one side of streets.

For motion: Unanimous

LTC0618 Item 13 Philpott Street, Marrickville – Proposed Statutory No Stopping Restrictions (Marrickville Ward/Newtown Electorate/Inner West LAC)

SUMMARY

A request has been received from a local resident for the provision of 'No Stopping' restrictions to deter illegal parking on the western side of Philpott Street, Marrickville, at its intersection with Gordon Street. The resident has advised that vehicles are regularly parked too close to the intersection, restricting sightlines for motorists turning into Philpott Street.

It is recommended that statutory 'No Stopping' restrictions be installed on the western side of Philpott Street, both north and south from its intersection with Gordon Street for a distance of 10 metres in order to deter illegal parking, increase safety and improve visibility and access for turning motorists.

Officer's Recommendation

THAT:

1. The installation of a statutory 'No Stopping' restrictions on the western side of Philpott Street, Marrickville, for a distance of 10 metres, both north and south from its

Item 10

intersection with Gordon Street (adjacent to property no. 11-23 Gordon Street & property no. 2 Gordon Street) be APPROVED, in order to deter illegal parking, increase safety and improve motorist visibility and access for turning motorists; and

2. The applicant, affected residents and Council Rangers be advised in terms of this report.

DISCUSSION

The Committee members agreed with the Officer's recommendation.

COMMITTEE RECOMMENDATION

THAT:

1. The installation of a statutory 'No Stopping' restrictions on the western side of Philpott Street, Marrickville, for a distance of 10 metres, both north and south from its intersection with Gordon Street (adjacent to property no. 11-23 Gordon Street & property no. 2 Gordon Street) be APPROVED, in order to deter illegal parking, increase safety and improve motorist visibility and access for turning motorists; and

2. The applicant, affected residents and Council Rangers be advised in terms of this report.

For motion: Unanimous

LTC0618 Item 14 Samuel Lane, Tempe – Proposed Statutory No Stopping & No Parking Restrictions (Marrickville Ward/Heffron Electorate/Inner West LAC)

SUMMARY

A request has been received from a local resident for the provision of 'No Parking' restrictions in Samuel Lane, Tempe, to address concerns regarding vehicles obstructing access to and from residential garages and to allow access through the laneway for vehicles.

It is recommended that statutory 'No Stopping' restrictions be installed on both sides of Samuel Lane, at its intersection with Samuel Street and its intersection with Lymerston Street, and that 'No Parking' restrictions be installed along both sides of Samuel Lane, between Samuel Street and Lymerston Street, in order to provide unobstructed vehicular access to the off-street car parking spaces, and to allow access through the laneway for vehicles and increase safety.

Attachment 1

Officer's Recommendation

THAT:

1. The installation of a statutory 'No Stopping' restrictions (10 metres in length) on both sides of Samuel Lane, Tempe, at its intersection with Samuel Street and its intersection with Lymerston Street, be APPROVED, in order to provide unobstructed vehicular access into the laneway, as well as to allow access through the laneway for

vehicles and improve safety;

2. The installation of a 'No Parking' restrictions (55 metres in length) along both sides of Samuel Lane, Tempe, between Samuel Street and Lymerston Street, be APPROVED, in order to provide unobstructed vehicular access to the off-street car parking spaces, as well as to allow access through the laneway for vehicles and increase safety; and

3. The applicant, affected residents and Council Rangers be advised in terms of this report.

DISCUSSION

The Committee members agreed with the Officer's recommendation.

COMMITTEE RECOMMENDATION

THAT:

1. The installation of a statutory 'No Stopping' restrictions (10 metres in length) on both sides of Samuel Lane, Tempe, at its intersection with Samuel Street and its intersection with Lymerston Street, be APPROVED, in order to provide unobstructed vehicular access into the laneway, as well as to allow access through the laneway for vehicles and improve safety;

2. The installation of a 'No Parking' restrictions (55 metres in length) along both sides of Samuel Lane, Tempe, between Samuel Street and Lymerston Street, be APPROVED, in order to provide unobstructed vehicular access to the off-street car parking spaces, as well as to allow access through the laneway for vehicles and increase safety; and

3. The applicant, affected residents and Council Rangers be advised in terms of this report.

For motion: Unanimous

LTC0618 Item 15 Short Street, St Peters – Proposal to Extend Resident Permit Parking Restrictions – M12

SUMMARY

Council received representations from a number of residents living in the St Peters area raising concerns regarding increased parking demands generated in Applebee Street and Short Street from parking associated with local businesses, new developments and external works (WestConnex and Metro Rail) and requested an extension to the existing residential permit parking scheme in place in Applebee Street and Lackey Street into Short Street, St Peters (M12)

This report provides the results of a localised 'Resident parking scheme survey' relating to the extension of the M12 residential permit parking scheme into Short Street, St Peters. There was a low return rate for the survey however, due to many localised issues, it is recommended that the proposed M12 extension be supported,

Officer's Recommendation

Item 10

THAT:

1. The proposed extension of the M12 Residential Permit Parking Scheme of '2P 8.30am-6.00pm Mon-Fri Permit Holders Excepted Area M12' restrictions on the southern side of Short Street, St Peters be Approved; and

2. That the responding residents be informed of Council's decision in this matter.

DISCUSSION

The Committee members agreed with the Officer's recommendation.

COMMITTEE RECOMMENDATION

THAT:

1. The proposed extension of the M12 Residential Permit Parking Scheme of '2P 8.30am-6.00pm Mon-Fri Permit Holders Excepted Area M12' restrictions on the southern side of Short Street, St Peters be Approved; and

2. That the responding residents be informed of Council's decision in this matter.

For motion: Unanimous

LTC0618 Item 16 Addison Road, Marrickville – Removal Of Redundant Timed No Parking Restrictions & Proposal For Short Term Parking Restrictions (Marrickville Ward/Newtown Electorate/Inner West LAC)

SUMMARY

A request has been received from the owner of a small business on Addison Road, Marrickville, for the provision of short term parking restrictions outside their property to provide parking opportunities for visitors to the local businesses.

It is recommended to remove the existing 'No Parking 7am-9am 4pm-6pm Mon-Fri' restrictions on the northern side of Addison Road, Marrickville, between Philpott Street and Fotheringham Lane and convert these parking spaces to '1P 8.30am-6pm Mon-Fri, 8.30am-12.30pm Sat' restrictions, in order to provide parking opportunities for visitors to the local businesses and in line with other parking restrictions along Addison Road, Marrickville adjacent to businesses.

Attachment 1

Officer's Recommendation

THAT:

1. The existing 'No Parking 7am-9am 4pm-6pm Mon-Fri' restrictions on the northern side Addison Road, Marrickville, between Philpott Street and Fotheringham Lane, be REMOVED, as the subject section of timed 'No Parking' restrictions are redundant;

2. The installation of '1P 8.30am-6pm Mon-Fri, 8.30am-12.30pm Sat' restrictions on the northern side Addison Road, Marrickville, between Philpott Street and Fotheringham Lane, be APPROVED, in order to provide parking opportunities for visitors to the area and in line with other parking restrictions along Addison Road, Marrickville, adjacent to businesses; and

3. The applicant, affected properties and Council Rangers be advised in terms of this report.

DISCUSSION

Public speaker: Mr Charles Cameron, business owner on Addison Road (attended at 10.48am)

Mr Cameron expressed his support for the recommendation and stated that the proposed changes to parking were a practical way for Council to support small businesses on Addison Road and the growing number of businesses in the area.

(Mr Cameron left at 10.49am)

The Committee members agreed with the Officer's recommendation.

COMMITTEE RECOMMENDATION

THAT:

1. The existing 'No Parking 7am-9am 4pm-6pm Mon-Fri' restrictions on the northern side Addison Road, Marrickville, between Philpott Street and Fotheringham Lane, be REMOVED, as the subject section of timed 'No Parking' restrictions are redundant;

2. The installation of '1P 8.30am-6pm Mon-Fri, 8.30am-12.30pm Sat' restrictions on the northern side Addison Road, Marrickville, between Philpott Street and Fotheringham Lane, be APPROVED, in order to provide parking opportunities for visitors to the area and in line with other parking restrictions along Addison Road, Marrickville, adjacent to businesses; and

3. The applicant, affected properties and Council Rangers be advised in terms of this report.

For motion: Unanimous

LTC0618 Item 17 Elizabeth Street, between Bastable Street and Railway Street, Croydon-Amendment to parking restrictions. (Leichhardt Ward/Strathfield Electorate/Ashfield LAC)

SUMMARY

Council at its meeting held on the 27 February 2018 adopted the following recommendation to change the parking restrictions on the southern side of Elizabeth Street, between Bastable Street and Railway Street, Croydon, as follows:

THAT

1. *The current 'No Stopping, 3.30pm-6pm Mon-Fri' restrictions on the southern side of Elizabeth Street between Bastable Street and Railway Street be removed;*

Item 10

2. *Extend the existing full-time 'No Stopping' restrictions on the southern side of Elizabeth Street, across the driveway of No. 198 Elizabeth Street by approx. 9m (commencing 36m and west of Bastable Street); and*

3. *Install new '2P 9am- 3pm Mon-Fri' restrictions for a distance of 23 m commencing 12 m west of Bastable Street.*

The changes were proposed following concerns from residents/shopkeepers about a lack of short term parking for customers on Elizabeth Street between Edwin Street North and Bastable Street, Croydon. Queries have also been received with regard to the ongoing need for the PM peak "No Stopping" restrictions on the southern side of Elizabeth Street.

Signposting as implemented, and as currently stands, is not in compliance to the adopted parking restrictions above. '2P 8.00am-6.00pm Mon-Fri' has been installed on the southern side of Elizabeth Street between 12 metres and 45 metres west of Bastable Street. A review of the current sign posting in view of traffic safety and the need for short term parking to cater for customers to businesses has prompted the need to amend the parking restrictions as recommended below.

Officer's Recommendation

THAT:

1. That the existing full-time 'No Stopping' restrictions on southern side of Elizabeth Street from Railway Street, be extended across the driveway of No. 198 Elizabeth Street by approx. 9m (commencing 36 m west of Bastable Street); and

2. '2P 8.00am-6.00pm Mon-Fri' be retained (in amendment) on the southern side of Elizabeth Street, between 12 m and 36 metres west of Bastable Street.

DISCUSSION

Clr Da Cruz stated that she received a complaint from a resident that there was not enough motorbike/scooter parking in the area and asked whether more parking could be made available on Elizabeth Street. Clr Da Cruz was of the view that the small car parking space, west of the driveway of No.198 Elizabeth Street could be restricted to motorcycle parking.

Council Officers indicated that the businesses wished to retain this car parking space; however, raised safety concerns for vehicles turning right into Croydon Road. Large vehicles such as buses, have been observed crossing the central median on Croydon Road when turning from Elizabeth Street when a vehicle is parked in the subject space. The removal of the space would safely allow larger vehicles to take a wider turn path from Elizabeth Street into Croydon Road to avoid the median.

Attachment 1

It was agreed that the above parking space could be retained at present and the existing 'No Stopping' zone be moved one metre west to maintain this carparking space whilst delineating the driveway by linemarking either side by use of white lines. This arrangement could be reviewed in six months or when the Ashfield Pool is re-opened to reassess the traffic turning movement in the area. The Committee members agreed with this arrangement.

COMMITTEE RECOMMENDATION

THAT:

1. the existing 2P restrictions (adjacent to 198 Elizabeth Street) be extended by 1.0 metre west;

2. the driveway for No.198 Elizabeth Street be marked with white lines approximately 1.0 metre either side of the entrance to the driveway; and

3. the matter be reviewed when the Ashfield Pool is re-opened to reassess traffic right turning movement from Elizabeth Street into Croydon Road.

For motion: Unanimous

LTC0618 Item 18 Clara Street, Newtown – Amendment To Proposed Motor Bikes Only Parking Restrictions (Stanmore Ward/Newtown Electorate/Inner West LAC)

SUMMARY

Following residents' concerns to the original proposal for 'Motor Cycle Only' parking restrictions in Clara Street, Newtown, as part of the 'Shared Zone' design, an amended plan was consulted with the local residents to consider the relocation of the 'Motor Cycle Only' parking restrictions.

Consultation was undertaken with owners and occupiers of properties adjacent to Clara Street, Camden Street and Alice Street, regarding the proposal. A summary of the consultation results are presented in this report for consideration. It is recommended that the proposed amended detailed design plan be approved.

Officer's Recommendation

THAT the amended design plan for the proposed 'Motor Bikes Only' parking restrictions with associated signs and line markings in Clara Street, Newtown (as per design plan No. 6109_B) be APPROVED.

DISCUSSION

The Committee members agreed with the Officer's recommendation.

COMMITTEE RECOMMENDATION

THAT the amended design plan for the proposed 'Motor Bikes Only' parking restrictions with associated signs and line markings in Clara Street, Newtown (as per design plan No. 6109_B) be APPROVED.

For motion: Unanimous

LTC0618 Item 19 73 Mary Street, St Peters – S96 modification to amend Land and Environment Court Determination 2016/0030354 Condition 4 – Weekend Markets at 'Precinct 75'

SUMMARY

Council has received an application under Section 96 of the Environmental Planning and Assessment Act to modify Land and Environment Court Determination Case No.

2016/0030354 dated 21 February 2017 to delete condition 4 of the determination which limits the period of consent to 12 months.

The application is referred to the Local Traffic Committee for consideration under State Environmental Planning Policy (Infrastructure) 2007 as the use constitutes a traffic generating development.

It is recommended that the comments of the Local Traffic Committee be referred to Council's Development Assessment Section for consideration in determining the Development Application.

Officer's Recommendation

THAT the findings of this report be received and noted.

DISCUSSION

The Committee members agreed with the Officer's recommendation.

COMMITTEE RECOMMENDATION

THAT the findings of this report be received and noted.

For motion: Unanimous

GENERAL BUSINESS

LTC0618 Item 20 Frederick Street, Ashfield - Pedestrian Crossing Upgrade

The RMS representative advised that works are currently underway to relocate the bus stop on Frederick Street which is due to be completed at the end of the week, subject to weather conditions. The Committee will be advised of further works and dates when the information becomes available.

LTC0618 Item 21 File format of LTC Meeting Agenda

The representative for the Member for Balmain requested that PDF versions of the LTC meeting agendas be provided as vector PDFs as they produce clearer images than the current raster PDFs. Council Officers will follow up this request with Council's IT section.

Meeting closed at 12.15pm.

Item No: **C0618 Item 11**

Subject: **COUNCILLOR EXPENSES AND FACILITIES POLICY**

Prepared By: Ian Naylor - Manager Civic and Executive Support

Authorised By: Nellette Kettle - Group Manager Integration Customer Service & Business Excellence

SUMMARY

The purpose of this report is to seek Council's feedback on the Councillor Expenses and Facilities Policy prior to the policy being placed on public exhibition in accordance with Section 252(1) of the Local Government Act.

RECOMMENDATION

THAT Council:

1. **Give consideration to the current Councillor Expenses and Facilities Policy and provide any feedback on changes to the Policy prior to public exhibition;**

2. **Amend Clause 8.5 of the Policy to remove the requirement to have a resolution of Council to approve a request for reimbursement of legal expenses prior to incurring these expenses;**

3. **Place the Amended Policy on public exhibition for 28 days; and**

4. **Receive a further report on any submissions received during the public exhibition period.**

BACKGROUND

The Councillor Expenses and Facilities Policy was adopted by the Administrator on 25 July 2017 to ensure incoming Councillors were provided with adequate facilities and reimbursement of expenses in performing their civic duties. The policy is shown attached as Attachment 1 and has been based on the model policy developed by the Department of Premier and Cabinet.

Section 252(1) of the Local Government Act requires all NSW councils to review their Councillors Expenses and Facilities Policy within 12 months of an ordinary election.

Staff have undertaken a review of the policy and make the following recommendations for amendments.

Financial Limits in the Policy

The expenditure claimed by Councillors since the Council Election is within the current financial limits shown in this Policy. The current financial limits in the policy will be increased by 2.5%, as a CPI adjustment. These increases have also been factored into the 2018/19 Budget.

Legal Expenses

The Policy outlines the criteria in which legal expenses may be claimed by Councillors. This criteria has bene taken from the Model Policy. Clause 8.5 of the Policy details the requirements for making a claim for reimbursement of legal expenses. This clause requires a Council resolution to reimburse any legal costs before costs are incurred whereas Clause 11.15 allows Councillors 3 months in which to submit claims for reimbursement. In reality it

Item 11

would be very difficult for Councillors to make a claim for reimbursement of legal expenses prior to incurring expenses. These two clauses are in conflict and it is recommended that Clause 8.5 be amended to remove the requirement to have a request for legal expenses approved prior to incurring these expenses.

FINANCIAL IMPLICATIONS

Nil.

OTHER STAFF COMMENTS

Nil.

PUBLIC CONSULTATION

Section 253(1) of the Local Government Act requires all NSW councils to publicly exhibit it's Councillor Expenses and Facilities policy prior to amending or adopting the policy. The policy will be exhibited for 28 days in Council's Administration Buildings and Libraries and Council will inform its community of the public exhibition through the Inner West Courier, Council's website, the Your Say community engagement webpage, social media and Council's community newsletter.

CONCLUSION

Nil.

ATTACHMENTS

1.⇩ Councillor Expenses and Facilities Policy

Councillor Expenses and Facilities Policy

Type of Document:	Council Policy
Date of Issue:	25 July 2017
Scope:	This policy applies to the elected Council.
ID Number:	17/5443 / 69698.17
Custodian:	Group Manager Governance
Approval:	Council 25 July 2017
Version Control:	Policy created – June 2017, Version 1.0

Item 11

Contents

Summary .....

Part A – Introduction .....

1. Introduction .....
2. Policy objectives .....
3. Principles .....
4. Private or political benefit .....

Part B – Expenses .....

5. General expenses .....
6. Specific expenses .....
7. Insurances .....
8. Legal assistance .....

Part C – Facilities .....

9. General facilities for Councillors .....
10. Additional facilities for the Mayor .....

Part D – Processes .....

11. Approval, payment and reimbursement arrangements .....
12. Disputes .....
13. Return or retention of facilities .....
14. Publication .....
15. Reporting .....
16. Auditing .....
17. Breaches .....

Part E – Appendix .....

Appendix I – Related legislation, guidance and policies .....

Appendix II – Definitions .....

Attachment 1

Summary

This policy enables the reasonable and appropriate reimbursement of expenses and provision of facilities to Councillors to help them undertake their civic duties. It ensures accountability and transparency, and seeks to align Councillor expenses and facilities with community expectations. Councillors must not obtain private or political benefit from any expense or facility provided under this policy.

The policy has been prepared in accordance with the *Local Government Act 1993* (the Act) *and Local Government (General) Regulation 2005 (*the Regulation), and complies with the Office of Local Government's *Guidelines for the payment of expenses and provision of facilities to Mayors and Councillors in NSW*.

The policy sets out the maximum amounts Council will pay for specific expenses and facilities. Expenses not explicitly addressed in this policy will not be paid or reimbursed. The main expenses and facilities are summarised in the table below. All monetary amounts are exclusive of GST.

Expense or facility	Maximum amount	Frequency
General travel expenses	$3,000 per Councillor	Per year
Interstate, overseas and long distance intrastate travel expenses	$15,000 total for all Councillors	Per year
Accommodation and meals	As per the NSW Crown Employees (Public Service Conditions of Employment) Reviewed Award 2009, adjusted annually	Per meal/night
Professional development	$5,000 per Councillor	Per year
Conferences and seminars	$15,000 total for all Councillors	Per year
ICT expenses	$3,600 per Councillor $6,000 for the Mayor	Per year
Carer expenses	$3,000 per Councillor	Per year
Home office expenses	$600 per Councillor	Per year
Postage stamps	Nil – to be posted by Council	Per year
Christmas or festive cards	100 per Councillor 500 for the Mayor	Per year
Access to facilities in a Councillor common room [where applicable Clause 9.1]	Provided to all Councillors	Not relevant
Council vehicle, toll tag and fuel card [where applicable Clause 10]	Provided to the Mayor	Not relevant
Reserved parking space at Council office where Mayoral office is located	Provided to the Mayor	Not relevant
Furnished office [where applicable Clause 10]	Provided to the Mayor	Not relevant
Number of exclusive staff supporting Mayor and Councillors [where applicable Clause 10]	Provided to the Mayor and councillors	Not relevant

Additional costs incurred by a Councillor in excess of these limits are considered a personal expense that is the responsibility of the Councillor.

Councillors must provide claims for reimbursement within three months of an expense being incurred. Claims made after this time cannot be approved.

Detailed reports on the provision of expenses and facilities to Councillors will be publicly tabled at a Council meeting every six months and published in full on Council's website. These reports will include expenditure summarised by individual Councillor and as a total for all Councillors.

This policy will commence on the declaration of the first election of councillors to the Inner West Council.

Part A – Introduction

1. Introduction

1.1. The provision of expenses and facilities enables Councillors to fulfil their civic duties as the elected representatives of Inner West Council.

1.2. The community is entitled to know the extent of expenses paid to Councillors, as well as the facilities provided.

1.3. The purpose of this policy is to clearly state the facilities and support that are available to Councillors to assist them in fulfilling their civic duties.

1.4. Council staff are empowered to question or refuse a request for payment from a Councillor when it does not accord with this policy.

1.5. Expenses and facilities provided by this policy are in addition to fees paid to Councillors. The minimum and maximum fees a council may pay each Councillor are set by the Local Government Remuneration Tribunal as per Section 241 of the Act and reviewed annually. Council must adopt its annual fees within this set range.

2. Policy objectives

2.1. The objectives of this policy are to:

- enable the reasonable and appropriate reimbursement of expenses incurred by Councillors while undertaking their civic duties
- enable facilities of a reasonable and appropriate standard to be provided to Councillors to support them in undertaking their civic duties
- ensure accountability and transparency in reimbursement of expenses and provision of facilities to Councillors
- ensure facilities and expenses provided to Councillors meet community expectations
- support a diversity of representation
- fulfil Council's statutory responsibilities.

3. Principles

3.1. Council commits to the following principles:

- **Proper conduct:** Councillors and staff acting lawfully and honestly, exercising care and diligence in carrying out their functions
- **Reasonable expenses:** Providing for Councillors to be reimbursed for expenses reasonably incurred as part of their role as Councillor
- **Participation and access:** Enabling people from diverse backgrounds, underrepresented groups, those in carer roles and those with special needs to serve as a Councillor
- **Equity:** There must be equitable access to expenses and facilities for all Councillors
- **Appropriate use of resources:** Providing clear direction on the appropriate use of Council resources in accordance with legal requirements and community expectations
- **Accountability and transparency:** Clearly stating and reporting on the expenses and facilities provided to Councillors.

4. Private or political benefit

4.1. Councillors must not obtain private or political benefit from any expense or facility provided under this policy.

4.2. Private use of Council equipment and facilities by Councillors may occur from time to time. For example, telephoning home to advise that a Council meeting will run later than expected.

4.3. Such incidental private use does not require a compensatory payment back to Council.

4.4. Councillors should avoid obtaining any greater private benefit from Council than an incidental benefit. Where there are unavoidable circumstances and more substantial private use of Council facilities does occur, Councillors must reimburse Council.

4.5. Campaigns for re-election are considered to be a political benefit. The following are examples of what is considered to be a political interest during a re-election campaign:

- production of election material
- use of Council resources and equipment for campaigning
- use of official Council letterhead, publications, websites or services for political benefit
- fundraising activities of political parties or individuals, including political fundraising events.

Part B – Expenses

5. General expenses

5.1. All expenses provided under this policy will be for a purpose specific to the functions of holding civic office. Allowances for general expenses are not permitted under this policy.

5.2. Expenses not explicitly addressed in this policy will not be paid or reimbursed.

6. Specific expenses

General travel arrangements and expenses

6.1. All travel by Councillors should be undertaken using the most direct route and the most practicable and economical mode of transport.

6.2. Each Councillor may be reimbursed up to a total of $3,000 per year for travel expenses incurred while undertaking official business or professional development or attending approved conferences and seminars within NSW. This includes reimbursement:

- for public transport fares
- of mileage allowance for the use of a private vehicle per kilometre as provided for in the *Local Government (State) Award*
- for parking costs for Council and other meetings
- for tolls
- by Cabcharge card or equivalent
- hire car including documented car hire programs, such as GoGet, where invoices can be issued
- for documented ride-share programs, such as Uber, where tax invoices can be issued.

6.3. Allowances for the use of a private vehicle will be reimbursed by kilometre at the rate contained in the *Local Government (State) Award*.

6.4. Councillors seeking to be reimbursed for use of a private vehicle must keep a log book recording the date, distance and purpose of travel being claimed. Copies of the relevant log book contents must be provided with the claim.

Traffic or parking fines incurred while travelling in private or Council vehicles on Council business is the sole responsibility of the person driving the vehicle.

Interstate, overseas and long distance intrastate travel expenses

6.5. This section includes reference to long distance intrastate travel. At Inner West Council, long distance intrastate travel is travel that is estimated to take more than four hours from the Councillor's residence.

6.6. In accordance with Section 4, Council will scrutinise the value and need for Councillors to undertake overseas travel. Councils should avoid interstate, overseas and long distance intrastate trips unless direct and tangible benefits can be established for the Council and the local community. This includes travel to sister and friendship cities.

6.7. Total interstate, overseas and long distance intrastate travel expenses for all Councillors will be capped at a maximum of $15,000 per year. This amount will be set aside in Council's annual budget.

6.8. Councillors seeking approval for any interstate and long distance intrastate travel must submit a case to, and obtain the approval of, the General Manager prior to travel.

6.9. Councillors seeking approval for any overseas travel must submit a case to, and obtain the approval of, a full Council meeting prior to travel.

6.10. The case should include:

- objectives to be achieved in travel, including an explanation of how the travel aligns with current Council priorities and business, the community benefits which will accrue as a result, and its relevance to the exercise of the Councillor's civic duties
- who is to take part in the travel
- duration and itinerary of travel
- a detailed budget including a statement of any amounts expected to be reimbursed by the participant/s.

6.11. For interstate and long distance intrastate journeys by air of less than three hours, the class of air travel is to be economy class.

6.12. For interstate journeys by air of more than three hours, the class of air travel may be premium economy.

6.13. For international travel, the class of air travel is to be premium economy if available. Otherwise, the class of travel is to be economy.

6.14. Bookings for approved air travel are to be made through the General Manager's office.

6.15. For air travel that is reimbursed as Council business, Councillors will not accrue points from the airline's frequent flyer program. This is considered a private benefit.

Travel expenses not paid by Council

6.16. Council will not pay any traffic or parking fines or administrative charges for road toll accounts or car share car hire programs.

Accommodation and meals

6.17. Council will reimburse costs for accommodation and meals while Councillors are undertaking prior approved travel or professional development outside metropolitan Sydney.

6.18. The daily limits for accommodation and meal expenses within Australia are to be consistent with those set out in Part B Monetary Rates of the NSW Crown Employees (Public Service Conditions of Employment) Reviewed Award 2009, as adjusted annually.

6.19. The daily limits for accommodation and meal expenses outside Australia are to be determined in advance by the General Manager, being mindful of Clause 6.19.

6.20. Councillors will not be reimbursed for alcoholic beverages.

Refreshments for Council related meetings

6.21. Appropriate refreshments will be available for Council meetings, Council Committee meetings, Councillor briefings, approved meetings and engagements, and official Council functions as approved by the General Manager.

6.22. As an indicative guide for the standard of refreshments to be provided at Council related meetings, the General Manager must be mindful of Part B Monetary Rates of the *NSW Crown Employees (Public Service Conditions of Employment) Reviewed Award 2009*, as adjusted annually.

Professional development

6.23. Council will set aside $5,000 per Councillor annually in its budget to facilitate professional development of Councillors through programs, training, education courses and membership of professional bodies.

6.24. In the first year of a new Council term, Council will provide a comprehensive induction program for all Councillors which considers any guidelines issued by the Office of Local Government (OLG). The cost of the induction program will be in addition to the ongoing professional development funding.

6.25. Annual membership of professional bodies will only be covered where the membership is relevant to the exercise of the Councillor's civic duties, the Councillor actively participates in the body and the cost of membership is likely to be fully offset by savings from attending events as a member.

6.26. Approval for professional development activities is subject to a prior written request to the General Manager outlining the:

- details of the proposed professional development
- relevance to Council priorities and business
- relevance of the exercise of the Councillor's civic duties.

6.27. In assessing a Councillor request for a professional development activity, the General Manager must consider the factors set out in Clause 6.27, as well as the cost of the professional development in relation to the Councillor's remaining budget.

Conferences and seminars

6.28. Council is committed to ensuring its Councillors are up to date with contemporary issues facing council and the community, and local government in NSW.

6.29. Council will set aside a total amount of $15,000 annually in its budget to facilitate Councillor attendance at conferences and seminars, including the Local Government NSW Annual Conference. This allocation is for all Councillors. The General Manager will ensure that access to expenses relating to conferences and seminars is distributed equitably.

6.30. Approval to attend a conference or seminar is subject to a written request to the General Manager. In assessing a Councillor request, the General Manager must consider factors including the:

- relevance of the topics and presenters to current Council priorities and business and the exercise of the Councillor's civic duties
- cost of the conference or seminar in relation to the total remaining budget.

6.31. Council will meet the reasonable cost of registration fees, transportation and accommodation associated with attendance at conferences approved by the General Manager. Council will also meet the reasonable cost of meals when they are not included in the conference fees. Reimbursement for accommodation and meals not included in the conference fees will be subject to Clauses 6.18-6.21.

Local Government NSW Annual Conference

6.32. Councillors will also be permitted to attend the Local Government NSW Annual Conference each year. Council will reimburse the cost of registration fees and where the conference is outside the metropolitan Sydney area, the cost of travel, accommodation and meals not covered by the conference registration, subject to Clauses 6.18-6.21.

6.33. For the Local Government NSW Annual Conference only, Council will meet the costs of the official conference dinner for an accompanying person of a Councillor.

ICT expenses

6.34. Council will provide or reimburse Councillors for expenses associated with appropriate ICT services up to a limit of $3,600 per annum for each Councillor. This may include services and data costs relating to mobile phones, landlines, laptops or tablets and home internet costs.

Council will reimburse the Mayor for expenses associated with appropriate ICT services up to a limit of $6,000 per annum.

Council will provide Councillors with a smartphone, choice of a laptop or tablet and a multifunction desktop printer / scanner / copier / fax machine.

6.35. Reimbursements will be made only for communications devices and services used for Councillors to undertake their civic duties, such as:

- receiving and reading Council business papers
- relevant phone calls and correspondence
- diary and appointment management.

6.36. Councillors may seek reimbursement for applications on their mobile electronic communication device that are directly related to their duties as a Councillor, within the maximum limit.

Special requirement and carer expenses

6.37. Council encourages wide participation and interest in civic office. It will seek to ensure Council premises and associated facilities are accessible, including provision for sight or hearing impaired Councillors and those with other disabilities.

6.38. Transportation provisions outlined in this policy will also assist Councillors who may be unable to drive a vehicle.

6.39. In addition to the provisions above, the General Manager may authorise the provision of reasonable additional facilities and expenses in order to allow a Councillor with a disability to perform their civic duties.

6.40. Councillors who are the principal carer of a child or other elderly, disabled and/or sick immediate family member will be entitled to reimbursement of carer's expenses up to a maximum of $3,000 per annum for attendance at official business, plus reasonable travel from the principal place of residence.

6.41. Child care expenses may be claimed for children up to and including the age of 16 years where the carer is not a relative.

6.42. In the event of caring for an adult person, Councillors will need to provide suitable evidence to the General Manager that reimbursement is applicable. This may take the form of advice from a medical practitioner.

Home office expenses

6.43. Each Councillor may be reimbursed up to $600 per year for costs associated with the maintenance of a home office, such as minor items of consumable stationery and printer ink cartridges.

7. Insurances

7.1. In accordance with Section 382 of the Local Government Act, Council is insured against public liability and professional indemnity claims. Councillors are included as a named insured on this Policy.

7.2. Councillors will be covered for personal injury whilst working on Council business, worldwide. Personal injury insurance provides cover for bodily injury caused by accidental, violent, external and visible means up to a sub-limit for death and capital limits of $350,000. Personal injury cover also provides coverage for permanent disability, temporary total disability and temporary partial disability. Due to the provisions set down in the Health Act, the cover does not include medical expenses.

7.3. Insurance protection is only provided if a claim arises out of or in connection with the Councillor's performance of his or her civic duties, or exercise of his or her functions as a Councillor. All insurances are subject to any limitations or conditions set out in the policies of insurance.

7.4. Council shall pay the insurance policy excess in respect of any claim accepted by Council's insurers, whether defended or not.

7.5. Appropriate travel insurances will be provided for any Councillors traveling on approved interstate and overseas travel on Council business.

8. Legal assistance

8.1. Council may, if requested, indemnify or reimburse the reasonable legal expenses of:

- a Councillor defending an action arising from the performance in good faith of a function under the Local Government Act
- a Councillor defending an action in defamation, provided the statements complained of were made in good faith in the course of exercising a function under the Act
- a Councillor for proceedings before an appropriate investigative or review body, provided the subject of the proceedings arises from the performance in good faith of a function under the Act and the matter has proceeded past any initial assessment phase to a formal investigation or review and the investigative or review body makes a finding substantially favourable to the Councillor.

8.2. In the case of a conduct complaint made against a Councillor, legal costs will only be made available where the matter has been referred by the General Manager to a conduct reviewer or conduct review panel to make formal enquiries into that matter in accordance with Council's Code of Conduct.

8.3. Legal expenses incurred in relation to proceedings arising out of the performance by a Councillor of his or her functions under the Act are distinguished from expenses incurred in relation to proceedings arising merely from something that a Councillor has done during his or her term in office. For example, expenses arising from an investigation as to whether a Councillor acted corruptly would not be covered by this section.

8.4. Council will not meet the legal costs:

- of legal proceedings initiated by a Councillor under any circumstances
- of a Councillor seeking advice in respect of possible defamation, or in seeking a non-litigious remedy for possible defamation
- for legal proceedings that do not involve a Councillor performing their role as a Councillor.

8.5. Reimbursement of expenses for reasonable legal expenses must have Council approval by way of a resolution at a Council meeting prior to costs being incurred.

Part C – Facilities

9. General facilities for all Councillors

Facilities

9.1. Council will provide the following facilities to Councillors to assist them to effectively discharge their civic duties:

- a Councillor common room appropriately furnished to include telephone, photocopier, printer, desks, computer terminals, pigeon holes and appropriate refreshments (excluding alcohol)
- access to shared car parking spaces while attending Council offices on official business
- personal protective equipment for use during site visits
- a name badge which may be worn at official functions, indicating that the wearer holds the office of a Councillor and/or Mayor or Deputy Mayor.

9.2. Councillors may book meeting rooms for official business in a specified Council building at no cost. Rooms may be booked through a specified officer in the Mayor's office or other specified staff member.

9.3. The provision of facilities will be of a standard deemed by the General Manager as appropriate for the purpose.

Stationery

9.4. Council will provide the following stationery to Councillors each year:

- letterhead, to be used only for correspondence associated with civic duties
- business cards
- up to 100 Christmas or festive cards per year for Councillors and 500 for the Mayor.

9.5. Councillor mail to be placed in the outgoing mail tray located in the Councillor common room. Councillor mail will be included as part of Council's daily mail collection by Council's postal provider.

Administrative support

9.6. Council will provide administrative support to Councillors to assist them with their civic duties only. Administrative support may be provided by staff in the Mayor's office or by a member of Council's administrative staff as arranged by the General Manager or their delegate.

9.7. As per Section 4, Council staff are expected to assist Councillors with civic duties only, and not assist with matters of personal or political interest, including campaigning.

10. Additional facilities for the Mayor

10.1. Council will provide to the Mayor a maintained vehicle to a similar standard of other Council vehicles, with a toll tag and a fuel card. The vehicle will be supplied for use on business, professional development and attendance at the Mayor's office.

10.2. The Mayor must keep a log book setting out the date, distance and purpose of all travel. This must include any travel for private benefit. The log book must be submitted to Council on a monthly basis.

10.3. The Mayoral Allowance will be reduced to cover the cost of any private travel recorded in the log book, calculated on a per kilometre basis by the rate set by the Local Government (State) Award.

10.4. A parking space at Council's offices will be reserved for the Mayor's Council-issued vehicle for use on official business, professional development and attendance at the Mayor's office.

10.5. Council will provide the Mayor with a furnished office incorporating a computer configured to Council's standard operating environment, telephone and meeting space.

10.6. In performing their civic duties, the Mayor and councillors will be assisted by a small number of staff providing administrative and secretarial support, as determined by the General Manager.

10.7. As per Section 4, staff in the Mayor's office are expected to work on official business only, and not for matters of personal or political interest, including campaigning.

Traffic or parking fines incurred while travelling in private or Council vehicles on Council business is the sole responsibility of the person driving the vehicle.

Part D – Processes

11. Approval, payment and reimbursement arrangements

11.1. Expenses should only be incurred by Councillors in accordance with the provisions of this policy.

11.2. Approval for incurring expenses, or for the reimbursement of such expenses, should be obtained before the expense is incurred.

11.3. Up to the maximum limits specified in this policy, approval for the following may be sought after the expense is incurred:

- local travel relating to the conduct of official business
- carer costs
- ICT expenditure.

11.4. Final approval for payments made under this policy will be granted by the General Manager or their delegate.

Direct payment

11.5. Council may approve and directly pay expenses. Requests for direct payment must be submitted to the Manager Civic and Executive Support for assessment against this policy using the prescribed form, with sufficient information and time to allow for the claim to be assessed and processed.

Reimbursement

11.6. All claims for reimbursement of expenses incurred must be made on the prescribed form, supported by appropriate receipts and/or tax invoices and be submitted to the Manager Civic and Executive Support. In the case of carer's expenses, Councillors may make a declaration of expenses incurred where they were unable to obtain a tax invoice or appropriate receipt.

Advance payment

11.7. Council may pay a cash advance for Councillors attending approved conferences, seminars or professional development.

11.8. The maximum value of a cash advance is $150 per day of the conference, seminar or professional development to a maximum of $500.

11.9. Requests for advance payment must be submitted to the Manager Civic and Executive Support for assessment against this policy using the prescribed form with sufficient information and time to allow for the claim to be assessed and processed.

11.10. Councillors must fully reconcile all expenses against the cost of the advance within one month of incurring the cost and/or returning home. This includes providing to Council:

- a full reconciliation of all expenses including appropriate receipts and/or tax invoices

- reimbursement of any amount of the advance payment not spent in attending to official business or professional development.

Notification

11.11. If a claim is approved, Council will make payment directly or reimburse the Councillor through accounts payable.

11.12. If a claim is refused, Council will inform the Councillor in writing that the claim has been refused and the reason for the refusal.

Reimbursement to Council

11.13. If Council has incurred an expense on behalf of a Councillor that exceeds a maximum limit, exceeds reasonable incidental private use or is not provided for in this policy:

- Council will invoice the Councillor for the expense
- the Councillor will reimburse Council for that expense within 14 days of the invoice date.

11.14. If the Councillor cannot reimburse Council within 14 days of the invoice date, they are to submit a written explanation to the General Manager. The General Manager may elect to deduct the amount from the Councillor's allowance.

Timeframe for reimbursement

11.15. Unless otherwise specified in this policy, Councillors must provide all claims for reimbursement within three months of an expense being incurred. Claims made after this time cannot be approved.

12. Disputes

12.1. If a Councillor disputes a determination under this policy, the Councillor should discuss the matter with the General Manager.

12.2. If the Councillor and the General Manager cannot resolve the dispute, the Councillor may submit a notice of motion to a Council meeting seeking to have the dispute resolved.

13. Return or retention of facilities

13.1. All unexpended facilities or equipment supplied under this policy are to be relinquished immediately upon a Councillor or Mayor ceasing to hold office or at the cessation of their civic duties.

13.2. Should a Councillor desire to keep any equipment allocated by Council, then this policy enables the Councillor to make application to the General Manager to purchase any such equipment. The General Manager will determine an agreed fair market price or written down value for the item of equipment.

13.3. The prices for all equipment purchased by Councillors under Clause 13.2 will be recorded in Council's Annual Report.

14. Publication

14.1. This policy will be published on Council's website.

15. Reporting

15.1. Council will report on the provision of expenses and facilities to Councillors as required in the Act and Regulations.

15.2. Detailed reports on the provision of expenses and facilities to Councillors will be publicly tabled at a Council meeting every six months and published in full on Council's website. These reports will include expenditure summarised by individual Councillor and as a total for all Councillors.

16. Auditing

16.1. The operation of this policy, including claims made under the policy, will be included in Council's audit program and an audit undertaken at least every two years.

17. Breaches

17.1. Suspected breaches of this policy are to be reported to the General Manager.

17.2. Alleged breaches of this policy shall be dealt with by following the processes outlined for breaches of the Code of Conduct, as detailed in the Code and in the Procedures for the Administration of the Code.

PART E – Appendices

Appendix I: Related legislation, guidance and policies

Relevant legislation and guidance:

- Local Government Act 1993, Sections 252 and 253
- Local Government (General) Regulation 2005, Clauses 217 and 403
- Guidelines for the payment of expenses and the provision of facilities for Mayors and Councillors in NSW, 2009
- Local Government Circular 09-36 Guidelines for Payment of Expenses and Facilities
- Local Government Circular 05-08 legal assistance for Councillors and Council Employees
- Office of Local Government Circular 17-08: 2017/18 Determination of the Local Government Remuneration Tribunal

Related Council policies:

- Code of Conduct
- Code of Meeting Practice

Appendix II: Definitions

The following definitions apply throughout this policy.

Term	Definition
accompanying person	Means a spouse, partner or de facto or other person who has a close personal relationship with or provides carer support to a Councillor
appropriate refreshments	Means food and beverages, excluding alcohol, provided by Council to support Councillors undertaking official business
Act	Means the Local Government Act 1993 (NSW)
Annual Conference	Means Local Government NSW Annual Conference
clause	Unless stated otherwise, a reference to a clause is a reference to a clause of this policy
Code of Conduct	Means the Code of Conduct adopted by Council or the Model Code if none is adopted
Councillor	Means a person elected or appointed to civic office as a member of the governing body of Council who is not suspended, including the Mayor
General Manager	Means the General Manager of Council and includes their delegate or authorised representative
ICT	Means Telecommunications and Information Communications and Technology
incidental personal use	Means use that is infrequent and brief and use that does not breach this policy or the Code of Conduct
long distance intrastate travel	Means travel to other parts of NSW of more than three hours duration by private vehicle
maximum limit	Means the maximum limit for an expense or facility provided in the text and summarised in Appendix 1
NSW	New South Wales
official business	Means functions that the Mayor or Councillors are required or invited to attend to fulfil their legislated role and responsibilities for Council or result in a direct benefit for Council and/or for the local government area, and includes: • meetings of Council and committees of the whole • meetings of committees facilitated by Council • civic receptions hosted or sponsored by Council • meetings, functions, workshops and other events to which attendance by a Councillor has been requested or approved by Council
professional development	Means a seminar, conference, training course or other development opportunity relevant to the role of a Councillor or the Mayor
Regulation	Means the Local Government (General) Regulation 2005 (NSW)
year	Means the financial year, that is the 12 month period commencing on 1 July each year

Item No: **C0618 Item 12**

Subject: **LOCAL GOVERNMENT REMUNERATION TRIBUNAL DETERMINATION FOR 2018-19**

Prepared By: Ian Naylor - Manager Civic and Executive Support

Authorised By: Nellette Kettle - Group Manager Integration Customer Service & Business Excellence

SUMMARY

To advise Council of the recent determination by the Local Government Remuneration Tribunal of Fees for Mayors and Councillors for 2018/19.

RECOMMENDATION

THAT Council determine the remuneration for Mayor and Councillor Fees between the minimum and maximum rates set by the Local Government Remuneration Tribunal.

BACKGROUND

Each year the Local Government Remuneration Tribunal makes a determination on the level and categorisation of fees for each NSW Council. The Tribunal wrote to all NSW councils late last year asking for any submissions from Council on the level and categorisation of fees. In 2017 the Tribunal set the following categories for councils:

Principal CBD;
Major CBD;
Metropolitan Large;
Metropolitan Medium; and
Metropolitan Small.

The Inner West Council in the 2017 Determination was categorised as a Metropolitan Medium Council. The criteria for a Metropolitan Large Council is as follows;

"Councils categorised as Metropolitan Large will typically have a minimum population of 200,000. Other features may include:

• total operating revenue exceeding $200M per annum
• the provision of significant regional services to greater Sydney including, but not limited to, major education, health, retail, sports, other recreation and cultural facilities
• significant industrial, commercial and residential centres and development corridors
• high population growth.

Councils categorised as Metropolitan Large will have a sphere of economic influence and provide regional services considered to be greater than those of other metropolitan councils".

Inner West Council made a detailed submission to the Tribunal for their consideration as part of the 2018 determination and requested that it be re-categorised into the Metropolitan Large category. According to census data Inner West Council's population is currently 195,113 and has been predicted to reach 200,000 during the period of the 2018 Determination. Council's submission highlighted this to the Tribunal as follows:-

"Population growth is expected to increase at a greater rate in the next 10 years as major developments along Parramatta Road Urban Transformation Corridor, Sydenham to Bankstown Urban Renewal Corridor and the Bays Precinct substantially increase the size of the population.

The Department of Planning has already recognised the regional significance and expected population growth of Inner West Council by categorising it in Group B for the introduction of mandatory Independent Hearing and Assessment Panels. The criteria for Group B councils includes; 1. Councils with a population exceeding 200,000 and councils who assess more than 1800 development application in a financial year".

In conclusion, Council's submission stated:-

"the Inner West Council meets all the criteria set out by the Tribunal for a Metropolitan Large Council and respectfully requests that it be categorised as a Metropolitan Large Council for 2018/19. Council's submission is supported by the fact that the Department of Planning has recently grouped Inner West with other councils with population in excess of 200,000 for the mandatory Independent Hearing and Assessment Panels".

The Local Government Remuneration Tribunal handed down it's 2018 determination on 17 April 2018 and is shown in full in Attachment 1, including detail on the categorisation of councils and individual council submissions. In respect to Council's submission the Tribunal stated:-

"Inner West has sought to be re-categorised from Metropolitan Medium to Metropolitan Large. The council has a population of 190,500 (2016) which is substantially below the population of other Metropolitan Large councils. In considering this request the Tribunal has reviewed the additional factors which guide categorisation to both Metropolitan Large and Metropolitan Medium, as outlined in Appendix 1 of this determination. The Tribunal notes that while significant residential development is proposed for this council that development is influenced by a number of urban renewal and infrastructure projects which have either not commenced or are in their early stages. The Tribunal finds the council does not demonstrate a sufficient number of additional criteria to warrant re-categorisation as Metropolitan Large at this time. However, with expected population growth it is likely the council may be more comparable with other Metropolitan Large councils in the short to medium term"

Given these comments by the Tribunal, Council would have a stronger case for re-categorisation in the 2019 Determination. The Tribunal determined that an increase of 2.5% in fees would be awarded and set the following remuneration levels for Mayors and Councillors in the 2018/19 financial year:-

Category	**Councillor/Member Annual Fee**		**Mayor/Chairperson Additional Fee***	
	Minimum	**Maximum**	**Minimum**	**Maximum**
Metropolitan Medium	13,480	25,160	28,640	66,860

Council can determine any amount between the minimum and maximum levels set by the Tribunal but in recognition of the significant workload of Councillors it is recommended that the fees be set at the maximum level. Please note the Mayor is entitled to the Councillor Fee in addition to the Mayoral Fee. Council also resolved on 24 October 2017 to grant the Deputy Mayor an allowance of $10,000 in addition to the Councillor Fees, This amount is deducted from the Mayoral Fee as determined by Council.

FINANCIAL IMPLICATIONS

The 2.5% increase has been budgeted for in the 2018/19 Budget.

OTHER STAFF COMMENTS

Nil.

PUBLIC CONSULTATION

Nil.

CONCLUSION

Nil.

ATTACHMENTS

1.⇩ Local Government Remuneration Tribunal Determination 2018

Local Government Remuneration Tribunal

Annual Report and Determination

Annual report and determination under sections 239 and 241 of the Local Government Act 1993

17 April 2018

NSW Remuneration Tribunals website

Item 12

Local Government Remuneration Tribunal

Contents

Contents 1

Executive Summary 2

Section 1 Introduction 3

Section 2 2017 Determination 4

Section 3 2018 Review 5

Categorisation 6

Categorisation model 6

Allocation of councils into categories 6

Fees 11

Findings 12

Quantum of Fees 12

Other matters 12

Conclusion 13

Section 4 Determinations 15

Determination No. 1- Determination Pursuant to Section 239 of Categories of Councils and County Councils Effective From 1 July 2018 15

Table 1: General Purpose Councils - Metropolitan 15

Table 2: General Purpose Councils – Non-Metropolitan 16

Table 3: County Councils 17

Determination No. 2- Determination Pursuant to Section 241 of Fees for Councillors and Mayors 18

Table 4: Fees for General Purpose and County Councils 18

Appendices 19

Appendix 1 Criteria that apply to categories 19

Attachment 1

Executive Summary

The Local Government Remuneration Tribunal (the Tribunal) is required to report to the Minister for Local Government by 1 May each year as to its determination of categories of councils and the maximum and minimum amounts of fees to be paid to mayors, councillors, and chairpersons and members of county councils.

Categories

The Tribunal has reviewed the criteria that apply to the categories of councils and the allocation of councils into those categories. The Tribunal found that there was no strong case to change the criteria or the allocation of councils into categories at this time. The criteria applicable to each of the categories are published in Appendix 1 of the determination and are unchanged from 2017.

Fees

The Tribunal has determined that the minimum and maximum fees applicable to each category will be increased by 2.5 per cent which is consistent with the government's policy on wages.

Section 1 Introduction

1. Section 239 of the *Local Government Act 1994* (the LG Act) provides for the Tribunal to determine the categories of councils and mayoral offices and to place each council and mayoral office into one of those categories. The categories are to be determined at least once every 3 years.
2. Section 241 of the LG Act provides for the Tribunal to determine, not later than 1 May in each year, for each of the categories determined under section 239, the maximum and minimum amount of fees to be paid to mayors and councillors of councils, as well as chairpersons and members of county councils.
3. In determining the maximum and minimum fees payable in each of the categories, the Tribunal is required, pursuant to section 242A (1) of the LG Act, to give effect to the same policies on increases in remuneration as those of the Industrial Relations Commission. The current policy on wages is that public sector wages cannot increase by more than 2.5 per cent, and this includes the maximum and minimum fees payable to councillors and mayors and chairpersons and members of county councils.
4. The Tribunal is however able to determine that a council can be placed in another existing or a new category with a higher range of fees without breaching the government's wage policy pursuant to section 242A (3) of the LG Act.
5. The Tribunal's determinations take effect from 1 July in each year.

Section 2 2017 Determination

6. The Tribunal undertook a significant review of the categories and the allocation of councils into each of those categories. The review was prompted by the amalgamation of councils resulting in the creation of 20 new councils and an overall reduction in the number of councils in NSW from 152 to 128.
7. In reviewing the categories the Tribunal examined a range of statistical and demographic data and considered the views of councils and Local Government NSW (the LGNSW). Having regard to that information, the Tribunal determined a categorisation model which differentiates councils primarily on the basis of their geographic location. Other factors which differentiate councils for the purpose of categorisation include population, the sphere of the council's economic influence and the degree of regional servicing.
8. The Tribunal's 2017 Determination was made on 12 April 2017 and determined the categories of general purpose councils as follows:

Metropolitan

- Principal CBD
- Major CBD
- Metropolitan Large
- Metropolitan Medium
- Metropolitan Small

Non-metropolitan

- Regional City
- Regional Strategic Area
- Regional Rural
- Rural

9. The criteria for the categories were also determined and are now contained in Appendix 1. The Tribunal's determination also provided for each of the 128 Councils to be allocated into one of the above categories.
10. The 2017 Determination provided a general increase of 2.5 per cent which was consistent with the Government's policy on wages.

Section 3 2018 Review

11. The Tribunal wrote to all mayors in November 2017 advising of the commencement of the 2018 Annual Review. In doing so the Tribunal noted that at the time of making the 2017 determination a number of further merger proposals were on hold as a consequence of legal action taken by councils covered by these proposals. On 27 July 2017 the Premier, the Hon Gladys Berejiklian MP, issued a media release which advised that due to the protracted nature of those legal challenges and the impact on ratepayers, that the following mergers would not proceed:

    - Burwood, City of Canada Bay and Strathfield Municipal councils
    - Hornsby Shire and Ku-ring-gai councils
    - Hunter's Hill, Lane Cove and City of Ryde councils
    - Mosman Municipal , North Sydney and Willoughby councils
    - Randwick City, Waverley and Woollahra Municipal councils.

12. While the Tribunal is only required to review the categorisation every three years, given the changed circumstances, if requested, the Tribunal stated it would review the allocation of the above metropolitan councils into the existing categories.
13. In this respect, any requests for a review would need to be supported by evidence which would indicate that the council is more appropriately allocated into another category based on the criteria.
14. The Tribunal also stated that it does not intend to alter the groups or the criteria which apply unless there is a very strong case to do so.
15. The Tribunal also wrote to the President of LGNSW in similar terms, and subsequently met with the Chief Executive of LGNSW. The Tribunal wishes to place on record its appreciation to the Chief Executive for meeting with the Tribunal.
16. In response to this review the Tribunal received 13 submissions from individual councils and a submission from LGNSW. Those submissions addressed the categorisation model and criteria, the allocation of councils into those categories, and/or the fees. A summary of the matters raised and the Tribunal's consideration of those matters is outlined below.

Categorisation

Categorisation model

17. The majority of submissions supported the categorisation model, suggested additional categories or made no comment. Concerns were largely based on the criteria and in particular the emphasis on population to determine appropriate categorisation.
18. One submission also requested that consideration be given to making the criteria for Principal CBD and Major CBD more general in nature.
19. Apart from requests for new categories, no case has been put to the Tribunal to adjust or change the categorisation model. The Tribunal is required to review the categories every three years. As the current model was introduced in 2017 the Tribunal will next consider the model and the allocation of councils into that model in 2020.
20. The Tribunal has reviewed the criteria which apply to the categories of Principal CBD and Major CBD. The criteria for Principal CBD and Major CBD are specific to the characteristics of councils within those categories. This is different to the other categories which have indicative population thresholds and general criteria which describe common features of councils in these groups.

Allocation of councils into categories

21. The criteria applicable to the categories are outlined in Appendix 1. The categories differentiate councils on the basis of their geographic location with councils grouped as either metropolitan or non-metropolitan. With the exception of Principal CBD and Major CBD, population is the predominant criterion to determine categorisation. Other common features of councils within those categories are also broadly described. These criteria have relevance when population alone does not adequately reflect the status of one council compared to others with similar characteristics. In some instances the additional criteria will be sufficient enough to warrant the categorisation of a council into a group with a higher indicative population range.
22. In respect of the request to reconsider the criteria for Principal CBD and Major CBD, the Tribunal notes that the current criteria are specific to the councils of Sydney City and Parramatta City respectively. Prior to the making of the 2017 determination Sydney City Council was a standalone category. Parramatta City Council was grouped with Newcastle

City Council and Wollongong City Council. The Tribunal's 2017 review determined that Parramatta City Council would also be a standalone category within the group of metropolitan councils. Newcastle and Wollongong were placed in a separate category, Regional City.

23. The allocation of Sydney City Council and Parramatta City Council into unique categories reflects their status within the metropolitan area. These precincts have been identified by the NSW Government in its metropolitan planning policies[1] as "Metropolitan City Centres" and are the only local government precincts to be given this status. The Tribunal considers that Parramatta City Council is the only council which currently meets the criteria of Major CBD.
24. The Tribunal received ten requests for re-categorisation. Each of those requests was considered having regard to the case put forward and the criteria for each category. A multi variable approach was adopted in assessing each council against all the criteria (not only population) for the requested category and also the relativities within the categories. At the time of making the determination the Tribunal only had available to it population data as of 2016. The Australian Bureau of Statistics (ABS) has advised that more up to date population data will not be published until 24 April 2018 which is too late for consideration as part of this review. The Tribunal found that the current categorisation was appropriate, but noted that some of those councils seeking to be moved are likely to meet the criteria for re-categorisation in future determinations in the medium term. A summary of the Tribunal's findings for each of the applications is outlined in the following paragraphs.

Penrith

25. Penrith sought to be re-categorised to a new category (possibly Metropolitan Large – Growth Centre) to reflect expected population growth and development. The council submitted that the new category could have fees equivalent to Regional City. The submission also drew the Tribunal's attention to the regional servicing role of Penrith to Greater Western Sydney, the Blue Mountains and the Central West of NSW.

[1] Greater Sydney Commission's (GSC) Greater Sydney Regional Plan – *A metropolis of three cities – connecting people – March 2018* (GSR Plan); Transport for NSW's *Future Transport Strategy 2056, March 2018;* NSW Government's *The NSW State Infrastructure Strategy 2018-2038, 18 March 2018.*

26. The Tribunal examined Penrith's submission in the context of other councils in the Metropolitan Large category. Penrith currently has the smallest population in this group of councils and the degree of population growth is comparable to other fringe metropolitan councils. While the council area is host to a range of regional facilities these are similar to those available in other council areas within this group. On the basis of the information available the Tribunal does not find there is a case to create a new category to accommodate Penrith.

Inner West

27. Inner West has sought to be re-categorised from Metropolitan Medium to Metropolitan Large. The council has a population of 190,500 (2016) which is substantially below the population of other Metropolitan Large councils. In considering this request the Tribunal has reviewed the additional factors which guide categorisation to both Metropolitan Large and Metropolitan Medium, as outlined in Appendix 1 of this determination. The Tribunal notes that while significant residential development is proposed for this council that development is influenced by a number of urban renewal and infrastructure projects which have either not commenced or are in their early stages. The Tribunal finds the council does not demonstrate a sufficient number of additional criteria to warrant re-categorisation as Metropolitan Large at this time. However, with expected population growth it is likely the council may be more comparable with other Metropolitan Large councils in the short to medium term.

Randwick

28. Randwick has sought to be re-categorised from Metropolitan Medium to Metropolitan Large principally on the basis of its regional servicing and facilities. The Tribunal notes that the council's population of 146,250 (2016) is squarely within the indicative range for this category of (100,000 to 200,000). In reviewing this request the Tribunal has also considered the degree of regional servicing and sphere of economic influence. Having regard to those factors the Tribunal does not find that the council can display additional criteria to a degree comparable to other councils in Metropolitan Large or that re-categorisation into this group is appropriate.

Canada Bay

29. Canada Bay has sought to be re-categorised from Metropolitan Small to Metropolitan Medium. Canada Bay has a population 90,850 (2016) which is the largest of the councils in Metropolitan Small but still well below the indicative range of Metropolitan Medium councils. The council has put a case forward based on its growing regional influence with a large influx of workers, shoppers and visitors each day.
30. The Tribunal has compared the profile of Canada Bay to other councils in Metropolitan Medium and finds that the scale of its operations and degree of regional servicing are not sufficient to warrant re-categorisation. The Tribunal notes however, that similar to Inner West, expected population growth it is likely to make the council more comparable to those in Metropolitan Medium in the medium term.

Willoughby and North Sydney

31. Both Willoughby and North Sydney have sought to be re-categorised from Metropolitan Small to Metropolitan Medium. Under the new categorisation model these councils were allocated into a category with lower fees than those previously available under the former categorisation. The Tribunal finds that while some existing councillors may be receiving lower fees as a result of the revised categorisation, this is not a factor in the categorisation of councils into categories.
32. The categories have been developed to group councils with as many like characteristics as possible. The Tribunal has considered the characteristics of Willoughby and North Sydney in the context of those that apply to both Metropolitan Small and Metropolitan Medium.
33. Willoughby has a population of 77,950 (2016) and North Sydney 72,150 (2016). Willoughby has sought to be re-categorised having regard to additional criteria including its scale of operations and businesses and the regional significance of its centres. North Sydney has sought consideration of its regional services and facilities and high percentage of non-resident visitors and workers.
34. Both councils have sought recognition of the significant number and percentage of non-resident workers, however the available data from the ABS would suggest that many other metropolitan councils across all categories host a significant number of non-resident workers.
35. The Tribunal notes that the current population of both councils is within the indicative population range for Metropolitan Small councils and well below that of Metropolitan Medium. Having regard to the addition criteria that apply to Metropolitan Small and

Metropolitan Medium, the Tribunal finds that the characteristics of Willoughby and North Sydney are more appropriately aligned with those of other Metropolitan Small councils and finds no case for them to be re-categorised at this time.

Port Macquarie

36. Port Macquarie has sought to be re-categorised from Regional Rural to Regional Strategic Area. Alternatively, it is requested that consideration be given to the creation of a new category for similar councils in the Regional Rural group.
37. Port Macquarie has a population of 79,650 (2016) which is significantly below the indicative population range of Regional Strategic Area councils. The Tribunal finds that Port Macquarie has not demonstrated the additional criteria to warrant inclusion into this group.
38. The Tribunal notes that there is a large population range of those councils included in the Regional Rural category. These councils are grouped together to reflect their like features such as having a major township which provides regional servicing to smaller rural communities and rural councils. The Tribunal does not propose to further differentiate this group at this time.

Maitland

39. Maitland has sought to be re-categorised from Regional Rural to Regional Strategic Area or that a new category be created between Regional Rural and Regional Strategic Area.
40. Maitland has a population of 78,200 (2016) which is significantly below the indicative population range of Regional Strategic Area councils. The Tribunal finds that Maitland has not demonstrated the additional criteria to warrant inclusion into this group. As outlined above the Tribunal does not propose to further differentiate this group at this time.

Hilltops

41. Hilltops Council has sought to be re-categorised from Rural to Regional Rural. The new Hilltops Council is an amalgamation of three former councils in the Rural category (Young, Boorowa and Harden). The submission states that the new council has increased complexity of business and should be recognised as Regional Rural.
42. The Tribunal notes that Hilltops has a population of 19,150 (2016) which is just below the indicative population range of Regional Rural councils. The category of Regional Rural currently includes one council – Broken Hill – which has a population similar to that of Hilltops. Broken Hill warrants categorisation as Regional Rural in recognition of the degree

of regional servicing it provides to far western NSW. It is not considered that Hilltops provides the same degree of regional services and on that basis re-categorisation is not warranted at this time.

Leeton

43. Leeton has sought reconsideration of the criteria for eligibility to the categorisation of Regional Rural to take into account councils with populations of less than 20,000. Leeton has a population of 11,750 (2016).
44. Leeton has not sufficiently demonstrated that it meets the additional criteria for re-categorisation to Regional Rural level. The Tribunal does not propose to further differentiate this group at this time.

Fees

45. The LGNSW submission requested that the Tribunal increase fees by the allowable maximum of 2.5 per cent. The submission also reiterated its view that the current arrangement for setting fees is inappropriate and does not provide proper compensation for the significant workload and the range of responsibilities of mayors and councillors. Comparative information was presented in respect to board fees, fees paid to mayors and councillors of councils in Queensland and salaries for Members of Parliament. It was also suggested that when determining fees the Tribunal consider other matters, including the new induction and other professional development training requirements and the implementation of the NSW Local Government Capability Framework. The LGNSW submission also sought consideration of the non-payment of superannuation.
46. A number of submissions also sought an increase to the allowable maximum of 2.5 per cent and raised similar issues to LGNSW in respect to the current fees not being adequate compensation for the heavy or "full-time" workload and time commitment required to carry out mayoral and councillor duties.
47. One submission also raised the matter of fees for deputy mayors, submitting that an additional fee of $200.00 per month be payable when the role of deputy mayor exists in a council.

Findings

Quantum of Fees

48. The Tribunal has considered the submissions received and notes the comparisons drawn between the fees paid to councillors and mayors in NSW with those in other states, members of Parliament in NSW, and members of boards and committees. The Tribunal is mindful that the roles and responsibilities of councillors and mayors in NSW are outlined in the LG Act and notes that they are not necessarily comparable to the roles and responsibilities of councillors and mayors in other states, members of Parliament or members of boards and committees.
49. The Tribunal also notes that some of the other matters raised by submissions are more appropriately dealt with in the context of the current Local Government reform agenda and are outside the Tribunal's powers.
50. The Tribunal is required to have regard to the Government's wages policy when determining the increase to apply to the maximum and minimum fees that apply to councillors and mayors. The public sector wages policy currently provides for a cap on increases of 2.5 per cent.
51. The Tribunal has reviewed the key economic indicators, including the Consumer Price Index and Wage Price Index, and had regard to budgetary limitations imposed by the Government's policy of rate pegging, and finds that the full increase of 2.5 per cent is warranted. The 2.5 per cent increase will apply to the minimum and the maximum of the ranges for all existing categories.

Other matters

52. The Tribunal notes that the NSW Independent Local Government Review Panel made a number of recommendations in 2013 which addressed the role and remuneration of mayors and deputy mayors. The Tribunal understands that those recommendations have not yet been implemented or were supported by the Government in part only.
53. Should the Government's policies change with respect to remuneration the Tribunal would be willing to participate in any further review or consideration of this matter.
54. The matter of the non-payment of superannuation has been previously raised in submissions to the Tribunal and is not a matter for the Tribunal to determine. Section

251 of the LG Act confirms that councillors are not employees of the council and the fee paid does not constitute a salary under the Act. The Tribunal notes that the Australian Tax Office has made a definitive ruling (ATO ID 2007/205) that allows councillors to redirect their annual fees into superannuation on a pre-tax basis and is a matter for councils *(Ref: Councillor Handbook, Oct 2017, Office of Local Government p.69)*.

55. Councils have raised the matter of separate fees for deputy mayors on previous occasions and the Tribunal notes that it has previously determined that there is no provision in the LG Act to empower the Tribunal to determine a separate fee or fee increase for deputy mayors. The method for determining separate fees, if any, for a deputy mayor is provided in section 249 of the LG Act as follows:

> ***249 Fixing and payment of annual fees for the mayor***
>
> *(1) A council must pay the mayor an annual fee.*
>
> *(2) The annual fee must be paid in addition to the fee paid to the mayor as a councillor.*
>
> *(3) A council may fix the annual fee and, if it does so, it must fix the annual fee in accordance with the appropriate determination of the Remuneration Tribunal.*
>
> *(4) A council that does not fix the annual fee must pay the appropriate minimum fee determined by the Remuneration Tribunal.*
>
> *(5) A council may pay the deputy mayor (if there is one) a fee determined by the council for such time as the deputy mayor acts in the office of the mayor. The amount of the fee so paid must be deducted from the mayor's annual fee."*

Conclusion

56. The Tribunal's determinations have been made with the assistance of the two Assessors - Mr Ian Reynolds and Mr Tim Hurst. The allocation of councils into each of the categories, pursuant to section 239 of the LG Act, is outlined in Determination No. 1. The maximum and minimum fees paid to councillors and mayors and members and chairpersons of county councils, pursuant to section 241 of the LG Act, are outlined in Determination No. 2.

Local Government Remuneration Tribunal

The Local Government Remuneration Tribunal

Signed

Dr Robert Lang

Dated: 17 April 2018

Item 12

Section 4 Determinations

Determination No. 1- Determination Pursuant to Section 239 of Categories of Councils and County Councils Effective From 1 July 2018

Table 1: General Purpose Councils - Metropolitan

Principal CBD (1)
Sydney

Major CBD (1)
Parramatta

Metropolitan Large (8)
Blacktown
Canterbury-Bankstown
Cumberland
Fairfield
Liverpool
Northern Beaches
Penrith
Sutherland

Metropolitan Medium (9)
Bayside
Campbelltown
Georges River
Hornsby
Ku-ring-gai
Inner West
Randwick
Ryde
The Hills

Metropolitan Small (11)
Burwood
Camden
Canada Bay
Hunters Hill
Lane Cove
Mosman
North Sydney
Strathfield
Waverley
Willoughby
Woollahra

Attachment 1

Local Government Remuneration Tribunal

Table 2: General Purpose Councils – Non-Metropolitan

Regional City (2)
Newcastle
Wollongong

Regional Strategic Area (2)
Central Coast
Lake Macquarie

Regional Rural (37)
Albury
Armidale
Ballina
Bathurst
Bega
Blue Mountains
Broken Hill
Byron
Cessnock
Clarence Valley
Coffs Harbour
Dubbo
Eurobodalla
Goulburn Mulwaree
Griffith
Hawkesbury
Kempsey
Kiama
Lismore
Lithgow
Maitland
Mid-Coast
Mid-Western
Orange
Port Macquarie-Hastings
Port Stephens
Queanbeyan-Palerang
Richmond Valley
Shellharbour
Shoalhaven
Singleton
Snowy Monaro
Tamworth
Tweed
Wagga Wagga
Wingecarribee
Wollondilly

Rural (57)	
Balranald	Kyogle
Bellingen	Lachlan
Berrigan	Leeton
Bland	Liverpool Plains
Blayney	Lockhart
Bogan	Moree Plains
Bourke	Murray River
Brewarrina	Murrumbidgee
Cabonne	Muswellbrook
Carrathool	Nambucca
Central Darling	Narrabri
Cobar	Narrandera
Coolamon	Narromine
Coonamble	Oberon
Cootamundra-Gundagai	Parkes
Cowra	Snowy Valleys
Dungog	Temora
Edward River	Tenterfield
Federation	Upper Hunter
Forbes	Upper Lachlan
Gilgandra	Uralla
Glen Innes Severn	Walcha
Greater Hume	Walgett
Gunnedah	Warren
Gwydir	Warrumbungle
Hay	Weddin
Hilltops	Wentworth
Inverell	Yass
Junee	

Local Government Remuneration Tribunal

Table 3: County Councils

Water (4)
Central Tablelands
Goldenfields Water
Riverina Water
Rous

Other (6)
Castlereagh-Macquarie
Central Murray
Hawkesbury River
New England Tablelands
Upper Hunter
Upper Macquarie

Local Government Remuneration Tribunal

Determination No. 2- Determination Pursuant to Section 241 of Fees for Councillors and Mayors

Pursuant to s.241 of the *Local Government Act 1993*, the annual fees to be paid in each of the categories to Councillors, Mayors, Members and Chairpersons of County Councils effective on and from 1 July 2018 are determined as follows:

Table 4: Fees for General Purpose and County Councils

Category		Councillor/Member Annual Fee		Mayor/Chairperson Additional Fee*	
		Minimum	Maximum	Minimum	Maximum
General Purpose Councils – Metropolitan	Principal CBD	26,970	39,540	164,980	217,080
	Major CBD	17,980	33,310	38,200	107,620
	Metropolitan Large	17,980	29,670	38,200	86,440
	Metropolitan Medium	13,480	25,160	28,640	66,860
	Metropolitan Small	8,970	19,790	19,100	43,150
General Purpose Councils – Non-metropolitan	Regional City	17,980	31,260	38,200	97,370
	Regional Strategic Area	17,980	29,670	38,200	86,440
	Regional Rural	8,970	19,790	19,100	43,170
	Rural	8,970	11,860	9,540	25,880
County Councils	Water	1,780	9,890	3,820	16,250
	Other	1,780	5,910	3,820	10,790

*This fee must be paid in addition to the fee paid to the Mayor/Chairperson as a Councillor/Member (s.249(2)).

The Local Government Remuneration Tribunal
Signed
Dr Robert Lang

Dated: 17 April 2018

Appendices

Appendix 1 Criteria that apply to categories

Principal CBD

The Council of the City of Sydney (the City of Sydney) is the principal central business district (CBD) in the Sydney Metropolitan area. The City of Sydney is home to Sydney's primary commercial office district with the largest concentration of businesses and retailers in Sydney. The City of Sydney's sphere of economic influence is the greatest of any local government area in Australia.

The CBD is also host to some of the city's most significant transport infrastructure including Central Station, Circular Quay and International Overseas Passenger Terminal. Sydney is recognised globally with its iconic harbour setting and the City of Sydney is host to the city's historical, cultural and ceremonial precincts. The City of Sydney attracts significant visitor numbers and is home to 60 per cent of metropolitan Sydney's hotels.

The role of Lord Mayor of the City of Sydney has significant prominence reflecting the CBD's importance as home to the country's major business centres and public facilities of state and national importance. The Lord Mayor's responsibilities in developing and maintaining relationships with stakeholders, including other councils, state and federal governments, community and business groups, and the media are considered greater than other mayoral roles in NSW.

Major CBD

The Council of the City of Parramatta (City of Parramatta) is the economic capital of Greater Western Sydney and the geographic and demographic centre of Greater Sydney. Parramatta is the second largest economy in NSW (after Sydney CBD) and the sixth largest in Australia.

As a secondary CBD to metropolitan Sydney the Parramatta local government area is a major provider of business and government services with a significant number of organisations relocating their head offices to Parramatta. Public administration and safety has been a growth sector for Parramatta as the State Government has promoted a policy of moving government agencies westward to support economic development beyond the Sydney CBD.

The City of Parramatta provides a broad range of regional services across the Sydney Metropolitan area with a significant transport hub and hospital and educational facilities. The City of Parramatta is home to the Westmead Health and Medical Research precinct which represents the largest concentration of hospital and health services in Australia, servicing Western Sydney and providing other specialised services for the rest of NSW.

The City of Parramatta is also home to a significant number of cultural and sporting facilities (including Sydney Olympic Park) which draw significant domestic and international visitors to the region.

Local Government Remuneration Tribunal

Metropolitan Large

Councils categorised as Metropolitan Large will typically have a minimum population of 200,000.

Other features may include:

- total operating revenue exceeding $200M per annum
- the provision of significant regional services to greater Sydney including, but not limited to, major education, health, retail, sports, other recreation and cultural facilities
- significant industrial, commercial and residential centres and development corridors
- high population growth.

Councils categorised as Metropolitan Large will have a sphere of economic influence and provide regional services considered to be greater than those of other metropolitan councils.

Metropolitan Medium

Councils categorised as Metropolitan Medium will typically have a minimum population of 100,000.

Other features may include:

- total operating revenue exceeding $100M per annum
- services to greater Sydney including, but not limited to, major education, health, retail, sports, other recreation and cultural facilities
- industrial, commercial and residential centres and development corridors
- high population growth.

The sphere of economic influence, the scale of council operations and the extent of regional servicing would be below that of Metropolitan Large councils.

Metropolitan Small

Councils categorised as Metropolitan Small will typically have a population less than 100,000.

Other features which distinguish them from other metropolitan councils include:

- total operating revenue less than $150M per annum.

While these councils may include some of the facilities and characteristics of both Metropolitan Large and Metropolitan Medium councils the overall sphere of economic influence, the scale of council operations and the extent of regional servicing would be below that of Metropolitan Medium councils.

Local Government Remuneration Tribunal

Regional City

Councils categorised as Regional City will typically have a population above 150,000. These councils are metropolitan in nature with major residential, commercial and industrial areas. These Councils typically host government departments, major tertiary education and health facilities and incorporate high density commercial and residential development.

These councils provide a full range of higher order services and activities along with arts, culture, recreation and entertainment facilities to service the wider community and broader region. These councils typically also contain ventures which have a broader State and national focus which impact upon the operations of the council.

Newcastle City Council and Wollongong City Councils are categorised as Regional City.

Regional Strategic Area

Councils categorised as Regional Strategic Area are differentiated from councils in the Regional Rural category on the basis of their significant population. Councils categorised as Regional Strategic Area will typically have a population above 200,000. These councils contain a mix of urban and rural settlements. They provide a range of services and activities including business, office and retail uses, along with arts, culture, recreation and entertainment facilities to service the wider community. These councils host tertiary education campuses and health facilities.

While councils categorised as Regional Strategic Area may have populations which exceed those of Regional City, they would not typically provide the same range of regional services or have an equivalent sphere of economic influence.

Central Coast Council and Lake Macquarie Council are categorised as Regional Strategic Area.

Regional Rural

Councils categorised as Regional Rural will typically have a minimum population of 20,000.

Other features which distinguish them from other non-metropolitan councils include:

- a major town or towns with the largest commercial component of any location in the surrounding area
- a significant urban population existing alongside a traditional farming sector, and are surrounded by smaller towns and villages or may be located on or close to the coast with high levels of population and tourist facilities
- provide a full range of higher-order services including business, office and retail uses with arts, culture, recreation and entertainment centres
- regional services to the wider community through principal referral hospitals, tertiary education services and major regional airports
- these councils may also attract large visitor numbers to established tourism ventures.

Local Government Remuneration Tribunal

Rural

Councils categorised as Rural will typically have a population below 20,000.

Other features which distinguish them from other non-metropolitan councils include:

- one or two significant townships combined with a considerable dispersed population spread over a large area and a long distance from a major regional centre
- a limited range of services, facilities and employment opportunities compared to Regional Rural councils
- local economies based on agricultural/resource industries.

County Councils - Water

County councils that provide water and/or sewerage functions with a joint approach in planning and installing large water reticulation and sewerage systems.

County Councils - Other

County councils that administer, control and eradicate declared noxious weeds as a specified Local Control Authority under the *Noxious Weeds Act 1993*.

Item No: **C0618 Item 13**

Subject: **DELEGATIONS TO THE GENERAL MANAGER - CONTRACTS**

Prepared By: Nellette Kettle - Group Manager Integration, Customer Service, Business Excellence and Civic and Executive Support

Authorised By: Rik Hart - Interim General Manager

SUMMARY

To provide Council with further information on the Delegation to the General Manager with respect to contracts.

RECOMMENDATION

THAT the information be received and noted and that Council delegate to the General Manager power to enter into contracts up to $1,500,000.

BACKGROUND

On 22 May 2018, Council resolved to "*adopt the delegations in the report apart from the delegation in relation to entering into contracts. Council requests further information about the implications of setting the contract amount at a lessor amount*".

This report provides further information on the delegation to the General Manager to enter into contracts.

The delegation to enter into contracts refers to the General Manager's ability to enter into a new contract for the supply of goods or services. It is not a limit for the making of a payment.

There is currently no limit on the General Manager's delegation to enter into contracts.

A limit of $2 million is proposed based on officers' assessment of an appropriate limit for a Council of this size, having regard to feedback at the Councillor workshop that Councillors would like to see some limit in place.

For comparison purposes, the following delegations were in place at the former councils:

Ashfield	No limitation
Leichhardt	No limitation, subject to Delivery Program, budget and Council resolutions.
Marrickville	No limitation

A small selection of other councils were also sampled, as follows:

Council	Approximate annual budget	Delegation
Liverpool	$250M	Expenditure of funds up to $5M Acceptance of tenders up to $1M
Northern Beaches	$350M	No limitation
Canterbury Bankstown	$290M	No expenditure limits Acceptance of tenders up to $1M
City of Sydney	$650M	Tenders and contracts up to $5M

The following table shows the indicative number of contracts that would be captured at various delegation levels based on the last twelve months of contract execution:

Contract Value Range	Number of contracts	Ratio of each contract type	Cumulative ratio
$150,000 - $500,000	22	49%	49%
$500,000 to $1Million	17	38%	87%
$1 Million Plus	6	13%	100%

With a $500,000 contract delegation limit to the General Manager, on average, there would be at least one report going to each (fortnightly) Council meeting for approval, as approximately half of all major contracts (above $150k threshold) fall above the $500k delegation line. The types of contracts typically associated with this spend are for consultants, suppliers and contractors to work on projects within Council's capital works programs, including renewals and upgrades of amenities and facilities.

With a $1M contract delegation limit to the General Manager, on average a report would go to a council meeting every one to two months for approval to proceed to execute a contract. Approximately 10-15% of all major contracts fall above the $1M delegation limit. The types of contracts typically associated with this spend are for consultants, suppliers and contractors to work on large scale new or upgrading capital works projects that are known to the public (e.g. aquatic centre, childcare centre, town centre upgrades).

FINANCIAL IMPLICATIONS

As above.

OTHER STAFF COMMENTS

Council's Procurement Team has provided input to this report.

PUBLIC CONSULTATION

Nil.

CONCLUSION

A limit of less than $1.5M is not recommended as it would cause delay to the procurement and progression of projects, particularly where the Council agendas are already filled and items are regularly carried forward to future meetings without completion.

ATTACHMENTS

Nil.

Item 14

Item No: **C0618 Item 14**

Subject: **INVESTMENT REPORT AS AT 31 MAY 2018**

Prepared By: Brendhan Barry - Manager Financial Services

Authorised By: Pav Kuzmanovski - Group Manager Finance

SUMMARY

In accordance with the requirements of clause 212 of the Local Government (General) Regulation 2005, Council is provided with a listing of all investments made pursuant to section 625 of the Local Government Act 1993 and reported for period ending 31 May 2018.

RECOMMENDATION

THAT the report be received and noted.

BACKGROUND

Clause 212 of the Local Government (General) Regulation 2005 requires that a report be presented to Council each month listing all investments with a certification from the Responsible Accounting Officer. Attached to this report are further reports from Council's Investment Advisors, Prudential Investment Services.

FINANCIAL IMPLICATIONS

The Investment Holdings report (**Attachment 1**) for the period ending 31 May 2018 reflects Council's holding in various investment categories these are listed in the table below. Council's portfolio size sits at $212m, of which 85% was rated A rated or above.

ADI Lending Status *	Current Month ($)		Previous Month ($)	
Fossil Fuel Lending ADIs				
Bank of Queensland	15,000,000		15,000,000	
Commonwealth Bank of Australia	4,530,452		4,530,105	
National Australia Bank	12,000,000		12,000,000	
Westpac Group	14,000,000		14,000,000	
	45,530,452	**21%**	**45,530,105**	**21%**
Non Fossil Fuel Lending ADIs				
ANZ Group (Green)	2,000,000		2,000,000	
Auswide Bank	8,000,000		8,000,000	
Bendigo and Adelaide Bank	40,500,000		40,500,000	
CBA (Climate)	11,100,000		10,000,000	
Credit Union Australia	12,000,000		12,000,000	
Greater Building Society	2,000,000		2,000,000	
Heritage Bank	5,800,000		5,800,000	
IMB Ltd	7,000,000		7,000,000	
Members Equity Bank	37,000,000		40,000,000	
MyState Bank	3,000,000			
Newcastle Permanent Building Society	1,700,000		1,700,000	
Non ADI	1,596,816		1,600,491	
Rural Bank	2,000,000		2,000,000	
Suncorp Bank	32,000,000		38,000,000	
Teachers Mutual Bank	1,200,000		1,200,000	
	166,896,816	**79%**	**171,800,491**	**79%**
	212,427,268		**217,330,596**	

** source: http://www.marketforces.org.au*

Item 14

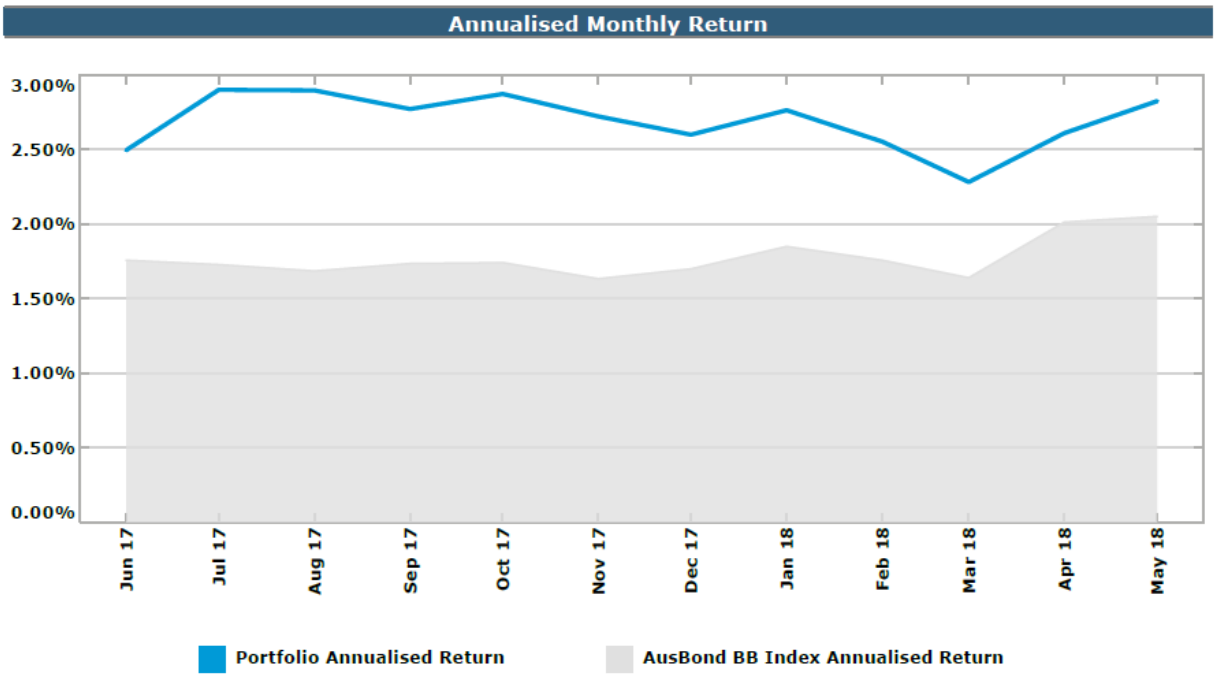

Council's annualised return of continues to exceed the bank bill index benchmark. The period ending 31 May 2018, the portfolio for Inner West Council had a One-Month Portfolio Investment Return of 2.83%, above the UBSWA Bank Bill Index Benchmark (2.05%).

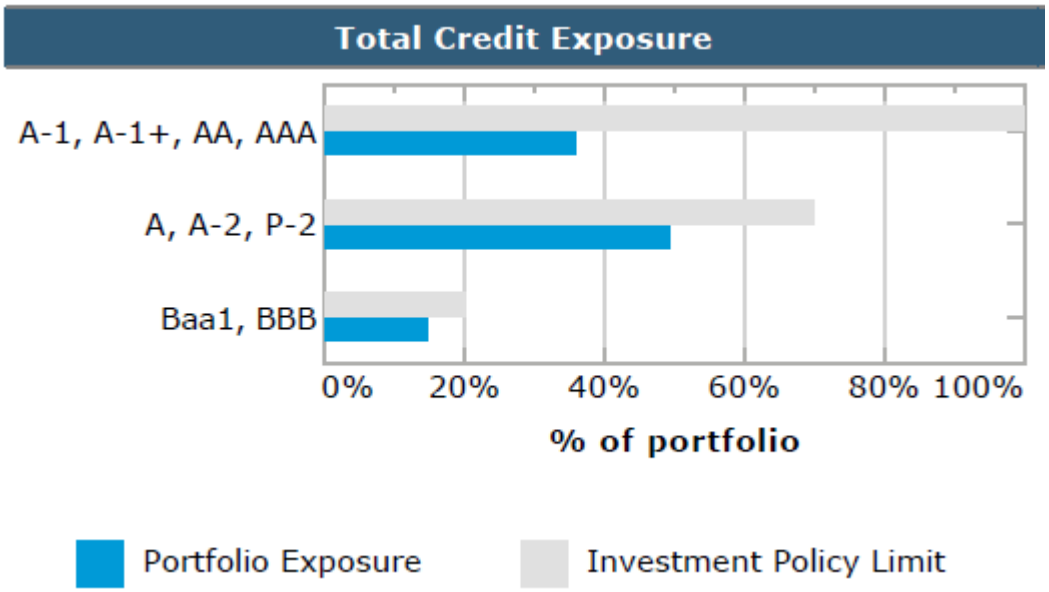

Council has a well-diversified portfolio with 85% of the portfolio spread among the top three credit rating categories (A long term / A2 short term and higher).

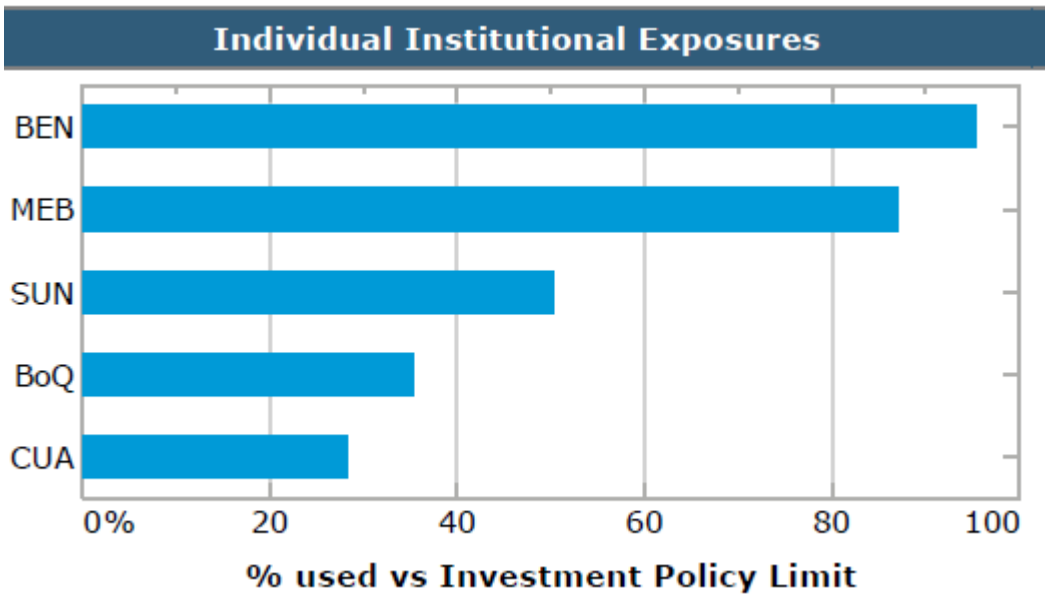

Council has a well-diversified portfolio invested among a range of term deposits and floating rate notes from highly rated Australian ADIs. The graph above shows Council's individual institution exposure compared with the investment policy limits.

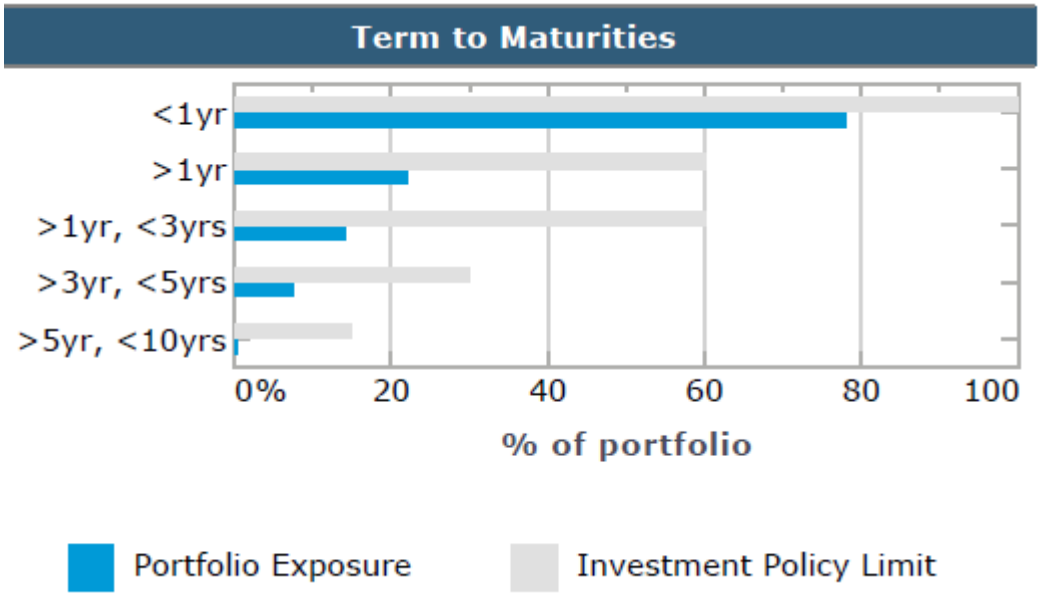

The graph above demonstrates the term to maturity for Council's investments compared to Council's approved investment policy limits.

Item 14

Environmental Commitments

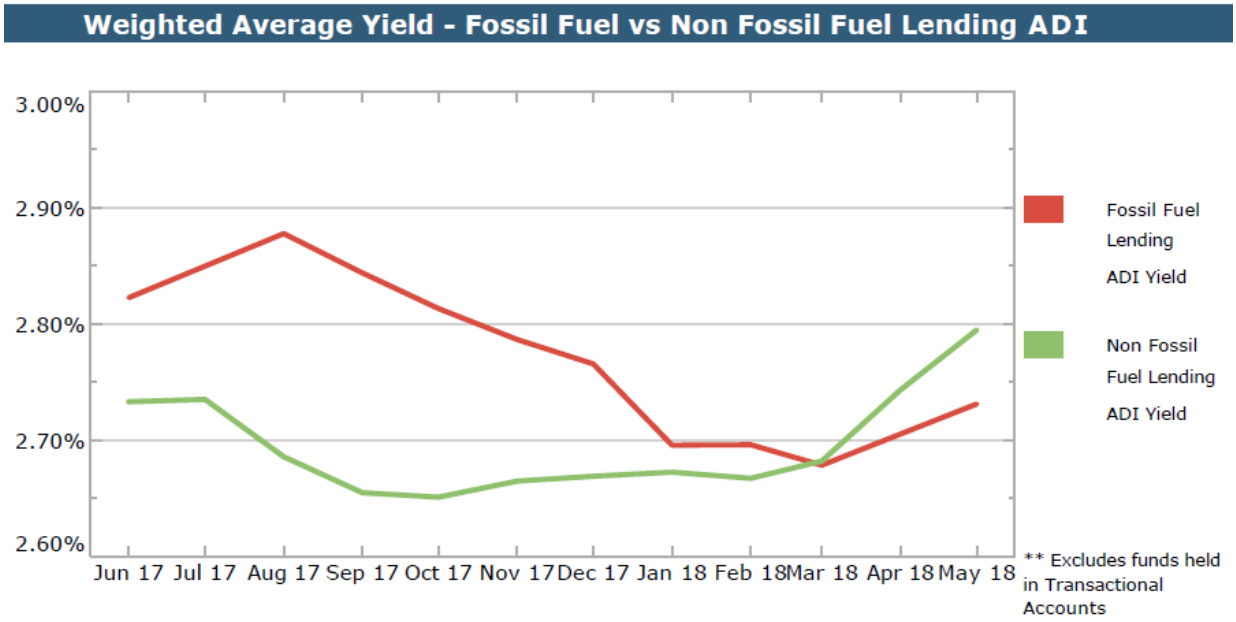

The graph above illustrates the gap between yields received from Fossil Fuel (FF) versus Non Fossil Fuel (NFF) Investments.

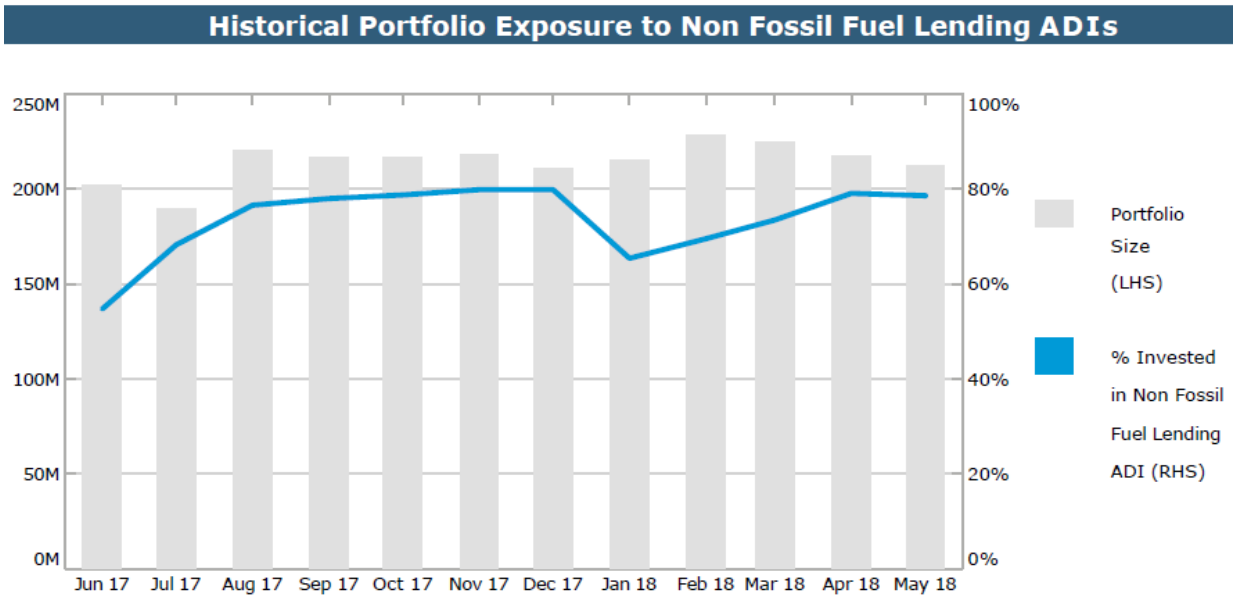

Council's holdings in Non-Fossil investments were $166.9m with the relative total portfolio percentage of 79% in Non-Fossil investments. The attachments to this report summarise all investments held by Council and interest returns for periods ending 31 May 2018.

The Current Market value is required to be accounted for. The Current Market Value is a likely outcome if Council were to consider recalling the investment prior to its due date.

All investments made for the month of May 2018 have been made in accordance with the Local Government Act, Local Government Regulations and the Inner West Council Investment Policy.

ATTACHMENTS

1.⇩ IWC May18
2.⇩ IWC Economic and Investment Portfolio Commentary May18



Investment Summary Report
May 2018

PRUDENTIAL
INVESTMENT SERVICES CORP

Inner West Council
Executive Summary - May 2018

INNER WEST COUNCIL

Investment Holdings

By Product	Face Value ($)	Current Value ($)	Current Yield (%)
Bonds	13,100,000.00	13,290,951.50	3.2500
Cash	530,451.90	530,451.90	1.1000
Floating Rate Note	34,200,000.00	34,388,642.35	3.1720
Mortgage Backed Security	1,596,815.94	1,152,722.36	2.5721
Term Deposit	163,000,000.00	164,599,686.20	2.6779
	212,427,267.84	**213,962,454.31**	**2.7973**

Investment Performance

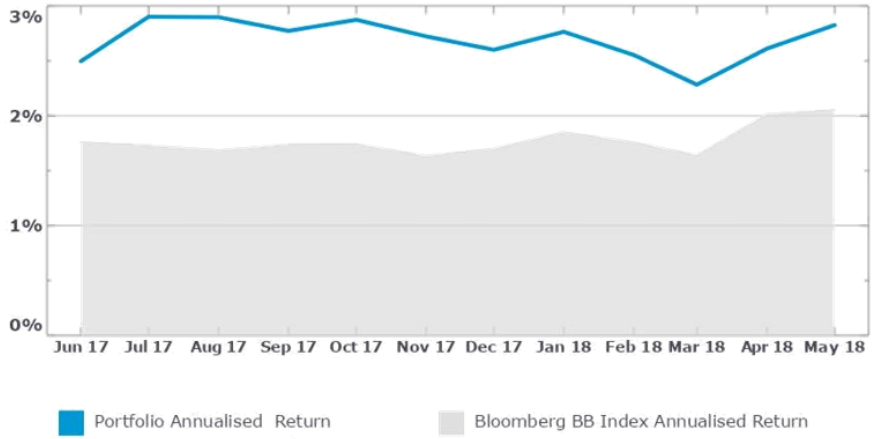

Investment Policy Compliance

Total Credit Exposure

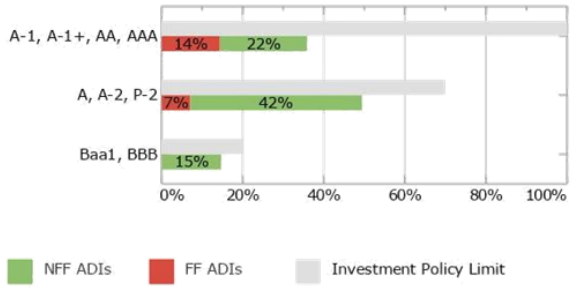

Individual Exposures

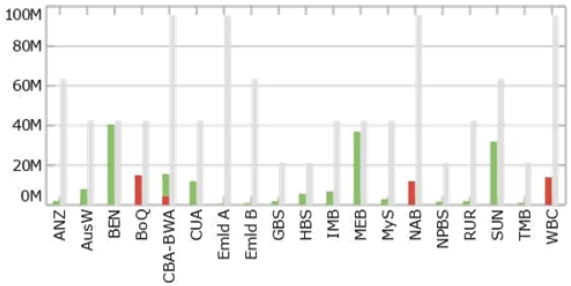

Term to Maturities

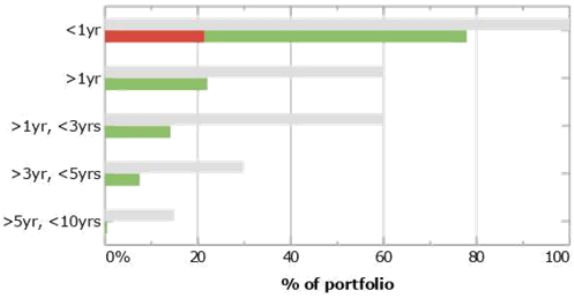

PRUDENTIAL INVESTMENT SERVICES CORP

Item 14

Attachment 1

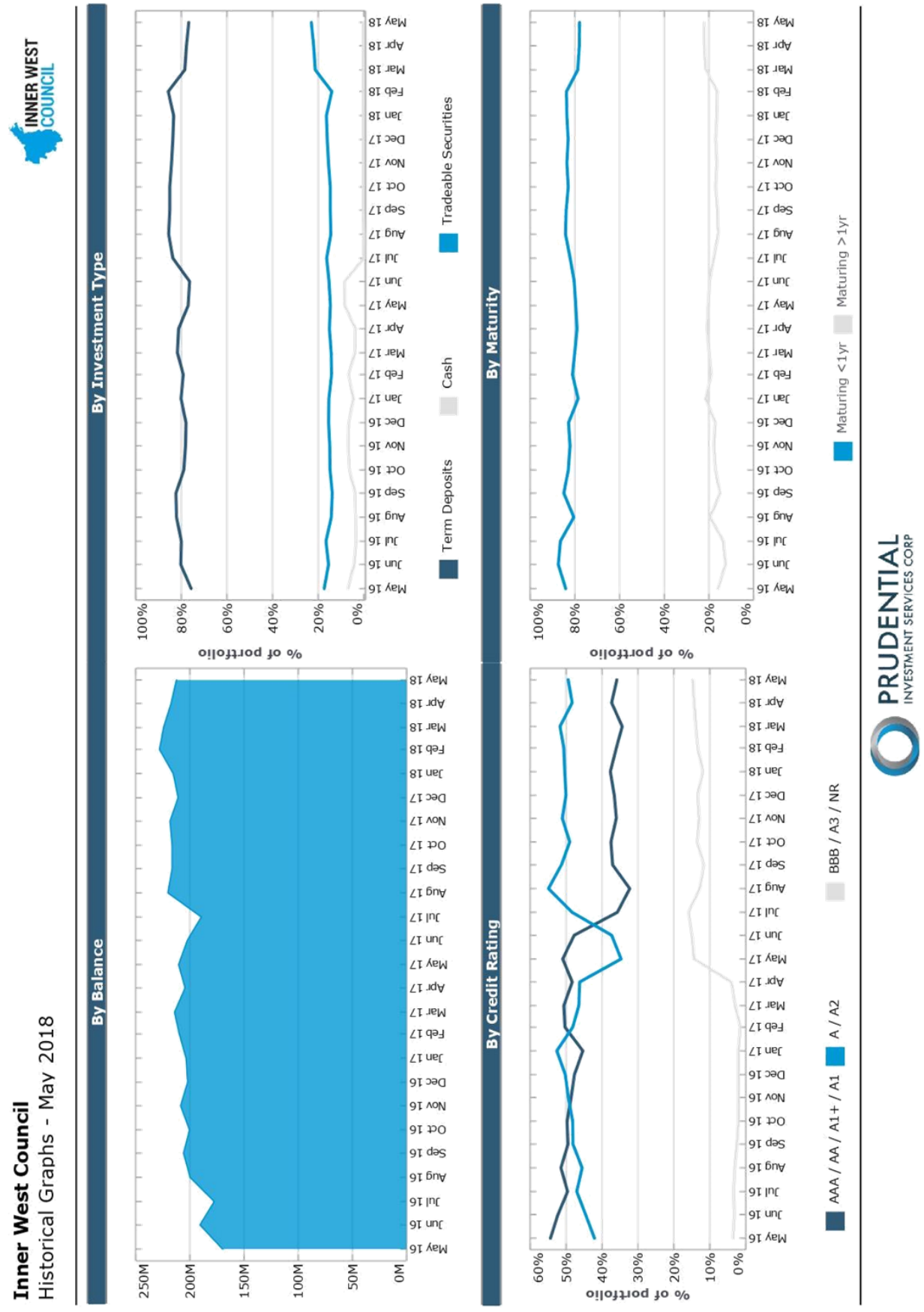

Inner West Council
Investment Holdings Report - May 2018

INNER WEST COUNCIL

Cash Accounts

	Face Value ($)	Current Yield	Institution	Credit Rating	Current Value ($)	Deal No.	Reference
	530,451.90	1.1000%	Commonwealth Bank of Australia	A-1+	530,451.90	535861	
	530,451.90	**1.1000%**			**530,451.90**		

Term Deposits

Maturity Date	Face Value ($)	Rate	Institution	Credit Rating	Purchase Price ($)	Purchase Date	Current Value ($)	Deal No.	Accrued Interest ($)	Coupon Frequency	Reference
7-Jun-18	2,000,000.00	2.8000%	Credit Union Australia	A-2	2,000,000.00	9-Jun-17	2,054,772.60	535350	54,772.60	At Maturity	
13-Jun-18	6,000,000.00	2.5900%	National Australia Bank	A-1+	6,000,000.00	28-Sep-17	6,104,735.34	535809	104,735.34	At Maturity	
13-Jun-18	1,000,000.00	2.7000%	Bendigo and Adelaide Bank	A-2	1,000,000.00	14-Jun-17	1,026,038.36	535359	26,038.36	At Maturity	
19-Jun-18	4,000,000.00	2.5500%	Bankwest	A-1+	4,000,000.00	22-Dec-17	4,044,991.78	536097	44,991.78	At Maturity	
19-Jun-18	1,000,000.00	2.6000%	Bank of Queensland	A-2	1,000,000.00	22-Dec-17	1,011,468.49	536098	11,468.49	At Maturity	
28-Jun-18	4,000,000.00	2.4800%	National Australia Bank	A-1+	4,000,000.00	30-Oct-17	4,058,161.10	535898	58,161.10	At Maturity	
28-Jun-18	3,000,000.00	3.0000%	Westpac Group	A-1+	3,000,000.00	29-Aug-16	3,068,054.79	534181	68,054.79	Annually	
2-Jul-18	4,000,000.00	2.5000%	Suncorp Bank	A-1	4,000,000.00	30-Oct-17	4,058,630.14	535899	58,630.14	At Maturity	
2-Jul-18	1,000,000.00	2.6000%	Bank of Queensland	A-2	1,000,000.00	22-Dec-17	1,011,468.49	536099	11,468.49	At Maturity	
2-Jul-18	9,000,000.00	2.6000%	ME Bank	A-2	9,000,000.00	22-Dec-17	9,103,216.44	536100	103,216.44	At Maturity	
11-Jul-18	2,000,000.00	2.8200%	National Australia Bank	A-1+	2,000,000.00	11-Jan-17	2,021,787.40	534758	21,787.40	Annually	
12-Jul-18	4,000,000.00	3.0000%	Westpac Group	A-1+	4,000,000.00	12-Aug-16	4,096,247.57	534129	96,247.57	Annually	
30-Aug-18	6,000,000.00	2.6000%	Bank of Queensland	A-2	6,000,000.00	30-Nov-17	6,078,213.70	536009	78,213.70	At Maturity	
4-Sep-18	2,000,000.00	2.6200%	ME Bank	A-2	2,000,000.00	30-Nov-17	2,026,271.78	536011	26,271.78	At Maturity	
11-Sep-18	6,000,000.00	2.5000%	Suncorp Bank	A-1	6,000,000.00	31-Jan-18	6,049,726.03	536171	49,726.03	At Maturity	
9-Oct-18	2,000,000.00	3.1000%	Westpac Group	A-1+	2,000,000.00	7-Oct-16	2,039,917.81	534428	39,917.81	Annually	
30-Oct-18	8,000,000.00	2.7000%	Bendigo and Adelaide Bank	A-2	8,000,000.00	30-Oct-17	8,126,641.10	535896	126,641.10	At Maturity	
29-Nov-18	5,000,000.00	2.6000%	Bank of Queensland	A-2	5,000,000.00	30-Nov-17	5,065,178.08	536010	65,178.08	At Maturity	
4-Dec-18	5,000,000.00	2.5500%	Bendigo and Adelaide Bank	A-2	5,000,000.00	31-Jan-18	5,042,267.12	536169	42,267.12	At Maturity	
11-Dec-18	5,000,000.00	2.5500%	IMB Ltd	A-2	5,000,000.00	31-Jan-18	5,042,267.12	536170	42,267.12	At Maturity	

PRUDENTIAL INVESTMENT SERVICES CORP

Inner West Council
Investment Holdings Report - May 2018

Term Deposits

Maturity Date	Face Value ($)	Rate	Institution	Credit Rating	Purchase Price ($)	Purchase Date	Current Value ($)	Deal No.	Accrued Interest ($)	Coupon Frequency	Reference
11-Dec-18	9,000,000.00	2.6000%	ME Bank	A-2	9,000,000.00	31-Jan-18	9,077,572.60	536172	77,572.60	At Maturity	
7-Jan-19	4,000,000.00	2.6000%	ME Bank	A-2	4,000,000.00	28-Feb-18	4,026,498.63	536331	26,498.63	At Maturity	
7-Jan-19	1,000,000.00	2.4500%	Suncorp Bank	A-1	1,000,000.00	28-Feb-18	1,006,242.47	536332	6,242.47	At Maturity	
14-Jan-19	5,000,000.00	2.6000%	Bendigo and Adelaide Bank	A-2	5,000,000.00	28-Feb-18	5,033,123.29	536320	33,123.29	At Maturity	
14-Jan-19	2,000,000.00	3.0000%	Bank of Queensland	A-2	2,000,000.00	12-Jan-17	2,023,013.70	534764	23,013.70	Annually	
22-Jan-19	3,500,000.00	2.6800%	Credit Union Australia	A-2	3,500,000.00	21-Feb-18	3,525,698.63	536251	25,698.63	At Maturity	
5-Feb-19	2,000,000.00	2.5500%	IMB Ltd	A-2	2,000,000.00	28-Feb-18	2,012,994.52	536322	12,994.52	At Maturity	
5-Feb-19	3,000,000.00	2.6000%	ME Bank	A-2	3,000,000.00	28-Feb-18	3,019,873.97	536323	19,873.97	At Maturity	
14-Feb-19	2,000,000.00	3.0000%	Westpac Group	A-1+	2,000,000.00	14-Feb-17	2,017,589.04	534873	17,589.04	Annually	
19-Feb-19	3,500,000.00	2.7000%	Credit Union Australia	A-2	3,500,000.00	21-Feb-18	3,525,890.41	536252	25,890.41	At Maturity	
13-Mar-19	5,000,000.00	2.6200%	Bendigo and Adelaide Bank	A-2	5,000,000.00	28-Feb-18	5,033,378.08	536321	33,378.08	At Maturity	
13-Mar-19	8,000,000.00	2.7000%	Auswide Bank	P-2	8,000,000.00	15-Mar-18	8,046,158.90	536439	46,158.90	At Maturity	
12-Apr-19	5,000,000.00	2.7500%	Suncorp Bank	A-1	5,000,000.00	27-Apr-18	5,013,184.93	536556	13,184.93	At Maturity	
26-Apr-19	15,000,000.00	2.7500%	Suncorp Bank	A-1	15,000,000.00	27-Apr-18	15,039,554.79	536555	39,554.79	At Maturity	
7-May-19	2,000,000.00	2.8400%	Rural Bank	A-2	2,000,000.00	31-May-18	2,000,155.62	536680	155.62	At Maturity	
14-May-19	3,000,000.00	2.8000%	MyState Bank	P-2	3,000,000.00	31-May-18	3,000,230.14	536679	230.14	At Maturity	
21-May-19	3,000,000.00	2.8000%	ME Bank	A-2	3,000,000.00	31-May-18	3,000,230.14	536681	230.14	At Maturity	
28-May-19	3,000,000.00	2.8000%	ME Bank	A-2	3,000,000.00	31-May-18	3,000,230.14	536683	230.14	At Maturity	
30-Oct-19	4,000,000.00	2.9000%	Bendigo and Adelaide Bank	BBB+	4,000,000.00	30-Oct-17	4,068,010.96	535897	68,010.96	Annually	
	163,000,000.00	**2.6779%**			**163,000,000.00**		**164,599,686.20**		**1,599,686.20**		

Floating Rate Notes

Maturity Date	Face Value ($)	Current Coupon	Security Name	Credit Rating	Purchase Price ($)	Purchase Date	Current Value ($)	Deal No.	Accrued Interest ($)	Next Coupon Date	Reference
14-Nov-18	3,000,000.00	3.1850%	BEN Snr FRN (Nov18) BBSW+1.27%	A-2	3,000,000.00	7-Nov-13	3,015,242.05	402080	4,712.05	14-Aug-18	

PRUDENTIAL INVESTMENT SERVICES CORP

Inner West Council
Investment Holdings Report - May 2018

INNER WEST COUNCIL

Floating Rate Notes

Maturity Date	Face Value ($)	Current Coupon	Security Name	Credit Rating	Purchase Price ($)	Purchase Date	Current Value ($)	Deal No.	Accrued Interest ($)	Next Coupon Date	Reference
25-Feb-19	1,000,000.00	2.8750%	WBC Snr FRN (Feb19) BBSW+0.94%	A-1+	1,000,000.00	14-Feb-14	1,004,711.37	421808	551.37	27-Aug-18	
10-May-19	2,000,000.00	2.9400%	WBC Snr FRN (May19) BBSW+1.00%	A-1+	2,000,000.00	11-Mar-16	2,014,864.11	533332	3,544.11	10-Aug-18	
28-Oct-19	1,200,000.00	3.4350%	TMB Snr FRN (Oct19) BBSW+1.40%	BBB	1,200,000.00	28-Oct-16	1,205,677.81	534461	3,613.81	30-Jul-18	
21-Feb-20	3,000,000.00	3.0342%	BEN Snr FRN (Feb20) BBSW+1.10%	BBB+	3,000,000.00	21-Nov-16	3,017,533.25	534538	2,743.25	21-Aug-18	
24-Feb-20	1,000,000.00	3.3900%	GBS Snr FRN (Feb20) BBSW+1.45%	BBB	1,000,000.00	24-Feb-17	1,000,664.54	534887	743.01	24-Aug-18	
24-Feb-20	1,000,000.00	3.3900%	GBS Snr FRN (Feb20) BBSW+1.45%	BBB	1,000,000.00	24-Feb-17	1,000,664.54	534888	743.01	24-Aug-18	
20-Mar-20	1,500,000.00	3.2650%	CUA Snr FRN (Mar20) BBSW+1.30%	BBB	1,500,000.00	20-Mar-17	1,516,335.00	534992	9,795.00	20-Jun-18	
20-Mar-20	1,500,000.00	3.2650%	CUA Snr FRN (Mar20) BBSW+1.30%	BBB	1,500,000.00	20-Mar-17	1,516,335.00	534993	9,795.00	20-Jun-18	
6-Apr-20	2,000,000.00	3.2900%	ME Bank Snr FRN (Apr20) BBSW+1.25%	BBB	2,000,000.00	6-Apr-17	2,015,175.34	535107	10,095.34	6-Jul-18	
18-Aug-20	2,000,000.00	3.0350%	BEN Snr FRN (Aug20) BBSW+1.10%	BBB+	2,000,000.00	18-Aug-15	2,013,608.22	505171	2,328.22	20-Aug-18	
18-Aug-20	1,000,000.00	3.0350%	BEN Snr FRN (Aug20) BBSW+1.10%	BBB+	1,000,000.00	18-Aug-15	1,006,804.11	505174	1,164.11	20-Aug-18	
18-Aug-20	2,000,000.00	3.0350%	BEN Snr FRN (Aug20) BBSW+1.10%	BBB+	2,000,000.00	18-Aug-15	2,013,608.22	505175	2,328.22	20-Aug-18	
9-Nov-20	2,000,000.00	3.2050%	ME Bank Snr FRN (Nov20) BBSW+1.25%	BBB	2,000,000.00	9-Nov-17	2,004,519.18	535918	4,039.18	9-Aug-18	
29-Mar-21	5,800,000.00	3.2600%	HBS Snr FRN (Mar21) BBSW+1.23%	Baa1	5,800,000.00	29-Mar-18	5,831,819.75	536454	33,153.75	29-Jun-18	
16-Aug-22	1,000,000.00	2.8700%	SUN Snr FRN (Aug22) BBSW+0.97%	A+	1,000,000.00	16-Aug-17	1,018,128.08	535607	1,258.08	16-Aug-18	
25-Jan-23	1,500,000.00	3.1050%	BEN Snr FRN (Jan23) BBSW+1.05%	BBB+	1,500,000.00	25-Jan-18	1,496,988.70	536141	4,593.70	25-Jul-18	
6-Feb-23	1,700,000.00	3.3950%	NPBS Snr FRN (Feb23) BBSW+1.40%	BBB	1,700,000.00	6-Feb-18	1,695,963.08	536175	3,953.08	7-Aug-18	
	34,200,000.00	**3.1720%**			**34,200,000.00**		**34,388,642.35**		**99,154.29**		

Fixed Rate Bonds

Maturity Date	Face Value ($)	Coupon	Security Name	Credit Rating	Purchase Price ($)	Purchase Date	Current Value ($)	Deal No.	Accrued Interest ($)	Purchase Yield	Reference
3-Jun-20	2,000,000.00	3.2500%	ANZ 'Green' Snr Bond (Jun20) 3.25%	AA-	1,987,680.00	3-Jun-15	2,055,444.29	505284	31,964.29	3.3850%	
31-Mar-22	10,000,000.00	3.2500%	CBA 'Climate' Snr Bond (Mar22) 3.25%	AA-	10,088,200.00	28-Mar-18	10,122,078.57	536469	52,678.57	3.0348%	
31-Mar-22	1,100,000.00	3.2500%	CBA 'Climate' Snr Bond (Mar22) 3.25%	AA-	1,111,198.00	22-May-18	1,113,428.64	536652	5,794.64	3.1115%	

PRUDENTIAL INVESTMENT SERVICES CORP

Inner West Council
Investment Holdings Report - May 2018

INNER WEST COUNCIL

Fixed Rate Bonds

Maturity Date	Face Value ($)	Coupon	Security Name	Credit Rating	Purchase Price ($)	Purchase Date	Current Value ($)	Deal No.	Accrued Interest ($)	Purchase Yield	Reference
	13,100,000.00				**13,187,078.00**		**13,290,951.50**		**90,437.50**	**3.0947%**	

Mortgage Backed Securities

Weighted Avg Life	Face Value ($)	Current Coupon	Security Name	Rating	Purchase Price ($)	Purchase Date	Current Value ($)	Deal No.	Accrued Interest ($)	Reference
22-Aug-22	596,815.94	2.3842%	Emerald Reverse Mortgage (A Tranche)	AAA	1,000,000.00	17-Jul-06	471,913.42	310321	428.83	
23-Aug-27	1,000,000.00	2.6842%	Emerald Reverse Mortgage (B Tranche)	AA	1,000,000.00	17-Jul-06	680,808.94	310334	808.94	
	1,596,815.94	**2.5721%**			**2,000,000.00**		**1,152,722.35**		**1,237.76**	

PRUDENTIAL INVESTMENT SERVICES CORP

Inner West Council
Accrued Interest Report - May 2018

Accrued Interest Report									
Investment	**Deal No.**	**Ref**	**Face Value ($)**	**Settlement Date**	**Maturity Date**	**Interest Received ($)**	**Days**	**Interest Accrued ($)**	**Percentage Return**
Bonds									
ANZ 'Green' Snr Bond (Jun20) 3.25%	505284		2,000,000.00	03-Jun-15	03-Jun-20		31	5,535.72	3.26%
CBA 'Climate' Snr Bond (Mar22) 3.25%	536469		10,000,000.00	29-Mar-18	31-Mar-22		31	27,678.57	3.26%
CBA 'Climate' Snr Bond (Mar22) 3.25%	536652		1,100,000.00	24-May-18	31-Mar-22		8	785.71	3.26%
Bonds Total								**34,000.00**	**3.26%**
Cash									
Commonwealth Bank of Australia	535861		530,451.90			347.11	31	347.11	1.10%
Cash Total						**347.11**		**347.11**	**1.10%**
Floating Rate Note									
BEN Snr FRN (Nov18) BBSW+1.27%	402080		3,000,000.00	14-Nov-13	14-Nov-18	22,164.66	31	7,949.59	3.12%
WBC Snr FRN (Feb19) BBSW+0.94%	421808		1,000,000.00	25-Feb-14	25-Feb-19	6,557.81	31	2,339.86	2.75%
WBC Snr FRN (May19) BBSW+1.00%	533332		2,000,000.00	11-Mar-16	10-May-19	13,181.10	31	4,907.68	2.89%
TMB Snr FRN (Oct19) BBSW+1.40%	534461		1,200,000.00	28-Oct-16	28-Oct-19		31	3,500.88	3.44%
BEN Snr FRN (Feb20) BBSW+1.10%	534538		3,000,000.00	21-Nov-16	21-Feb-20	20,957.67	31	7,452.84	2.93%
GBS Snr FRN (Feb20) BBSW+1.45%	534887		1,000,000.00	24-Feb-17	24-Feb-20	7,698.90	31	2,778.35	3.27%
GBS Snr FRN (Feb20) BBSW+1.45%	534888		1,000,000.00	24-Feb-17	24-Feb-20	7,698.90	31	2,778.35	3.27%
CUA Snr FRN (Mar20) BBSW+1.30%	534993		1,500,000.00	20-Mar-17	20-Mar-20		31	4,159.52	3.26%
CUA Snr FRN (Mar20) BBSW+1.30%	534992		1,500,000.00	20-Mar-17	20-Mar-20		31	4,159.52	3.26%
ME Bank Snr FRN (Apr20) BBSW+1.25%	535107		2,000,000.00	06-Apr-17	06-Apr-20		31	5,588.49	3.29%
BEN Snr FRN (Aug20) BBSW+1.10%	505174		1,000,000.00	18-Aug-15	18-Aug-20	6,907.40	31	2,498.50	2.94%
BEN Snr FRN (Aug20) BBSW+1.10%	505175		2,000,000.00	18-Aug-15	18-Aug-20	13,814.79	31	4,996.98	2.94%
BEN Snr FRN (Aug20) BBSW+1.10%	505171		2,000,000.00	18-Aug-15	18-Aug-20	13,814.79	31	4,996.98	2.94%
ME Bank Snr FRN (Nov20) BBSW+1.25%	535918		2,000,000.00	09-Nov-17	09-Nov-20	14,678.90	31	5,358.63	3.15%

PRUDENTIAL INVESTMENT SERVICES CORP

Inner West Council
Accrued Interest Report - May 2018

INNER WEST COUNCIL

Accrued Interest Report									
Investment	**Deal No.**	**Ref**	**Face Value ($)**	**Settlement Date**	**Maturity Date**	**Interest Received ($)**	**Days**	**Interest Accrued ($)**	**Percentage Return**
HBS Snr FRN (Mar21) BBSW+1.23%	536454		5,800,000.00	29-Mar-18	29-Mar-21		31	16,058.85	3.26%
SUN Snr FRN (Aug22) BBSW+0.97%	535607		1,000,000.00	16-Aug-17	16-Aug-22	6,668.90	31	2,382.05	2.80%
BEN Snr FRN (Jan23) BBSW+1.05%	536141		1,500,000.00	25-Jan-18	25-Jan-23		31	3,955.69	3.11%
NPBS Snr FRN (Feb23) BBSW+1.40%	536175		1,700,000.00	06-Feb-18	06-Feb-23	13,287.95	31	4,838.95	3.35%
Floating Rate Note Total						**147,431.77**		**90,701.71**	**3.12%**
Mortgage Backed Securities									
Emerald Reverse Mortgage Series 2006-1 Class A	310321		596,815.94	17-Jul-06	22-Aug-22	3,243.23	31	1,157.65	2.28%
Emerald Reverse Mortgage Series 2006-1 Class B	310334		1,000,000.00	17-Jul-06	23-Aug-27	6,132.47	31	2,187.03	2.58%
Mortgage Backed Securities Total						**9,375.70**		**3,344.68**	**2.47%**
Term Deposits									
ME Bank	535672		8,000,000.00	31-Aug-17	01-May-18	138,476.71	0	0.00	
Suncorp Bank	535810		6,000,000.00	28-Sep-17	01-May-18	90,123.29	0	0.00	
ME Bank	535268		1,000,000.00	26-May-17	24-May-18	27,349.32	23	1,732.88	2.75%
Rural Bank	535279		2,000,000.00	01-Jun-17	31-May-18	54,849.32	30	4,520.55	2.75%
Credit Union Australia	535350		2,000,000.00	09-Jun-17	07-Jun-18		31	4,756.16	2.80%
Bendigo and Adelaide Bank	535359		1,000,000.00	14-Jun-17	13-Jun-18		31	2,293.15	2.70%
National Australia Bank	535809		6,000,000.00	28-Sep-17	13-Jun-18		31	13,198.35	2.59%
Bankwest	536097		4,000,000.00	22-Dec-17	19-Jun-18		31	8,663.01	2.55%
Bank of Queensland	536098		1,000,000.00	22-Dec-17	19-Jun-18		31	2,208.22	2.60%
Westpac Group	534181		3,000,000.00	29-Aug-16	28-Jun-18		31	7,643.83	3.00%
National Australia Bank	535898		4,000,000.00	30-Oct-17	28-Jun-18		31	8,425.21	2.48%
Suncorp Bank	535899		4,000,000.00	30-Oct-17	02-Jul-18		31	8,493.15	2.50%
Bank of Queensland	536099		1,000,000.00	22-Dec-17	02-Jul-18		31	2,208.22	2.60%

PRUDENTIAL INVESTMENT SERVICES CORP

Inner West Council
Accrued Interest Report - May 2018



Accrued Interest Report

Investment	Deal No.	Ref	Face Value ($)	Settlement Date	Maturity Date	Interest Received ($)	Days	Interest Accrued ($)	Percentage Return
ME Bank	536100		9,000,000.00	22-Dec-17	02-Jul-18		31	19,873.97	2.60%
National Australia Bank	534758		2,000,000.00	11-Jan-17	11-Jul-18		31	4,790.14	2.82%
Westpac Group	534129		4,000,000.00	12-Aug-16	12-Jul-18		31	10,253.18	3.02%
Bank of Queensland	536009		6,000,000.00	30-Nov-17	30-Aug-18		31	13,249.32	2.60%
ME Bank	536011		2,000,000.00	30-Nov-17	04-Sep-18		31	4,450.41	2.62%
Suncorp Bank	536171		6,000,000.00	31-Jan-18	11-Sep-18		31	12,739.73	2.50%
Westpac Group	534428		2,000,000.00	07-Oct-16	09-Oct-18		31	5,265.76	3.10%
Bendigo and Adelaide Bank	535896		8,000,000.00	30-Oct-17	30-Oct-18		31	18,345.21	2.70%
Bank of Queensland	536010		5,000,000.00	30-Nov-17	29-Nov-18		31	11,041.09	2.60%
Bendigo and Adelaide Bank	536169		5,000,000.00	31-Jan-18	04-Dec-18		31	10,828.76	2.55%
IMB Ltd	536170		5,000,000.00	31-Jan-18	11-Dec-18		31	10,828.76	2.55%
ME Bank	536172		9,000,000.00	31-Jan-18	11-Dec-18		31	19,873.97	2.60%
ME Bank	536331		4,000,000.00	28-Feb-18	07-Jan-19		31	8,832.88	2.60%
Suncorp Bank	536332		1,000,000.00	28-Feb-18	07-Jan-19		31	2,080.83	2.45%
Bank of Queensland	534764		2,000,000.00	12-Jan-17	14-Jan-19		31	5,095.89	3.00%
Bendigo and Adelaide Bank	536320		5,000,000.00	28-Feb-18	14-Jan-19		31	11,041.10	2.60%
Credit Union Australia	536251		3,500,000.00	21-Feb-18	22-Jan-19		31	7,966.58	2.68%
IMB Ltd	536322		2,000,000.00	28-Feb-18	05-Feb-19		31	4,331.51	2.55%
ME Bank	536323		3,000,000.00	28-Feb-18	05-Feb-19		31	6,624.65	2.60%
Westpac Group	534873		2,000,000.00	14-Feb-17	14-Feb-19		31	5,095.89	3.00%
Credit Union Australia	536252		3,500,000.00	21-Feb-18	19-Feb-19		31	8,026.03	2.70%
Bendigo and Adelaide Bank	536321		5,000,000.00	28-Feb-18	13-Mar-19		31	11,126.03	2.62%
Auswide Bank	536439		8,000,000.00	15-Mar-18	13-Mar-19		31	18,345.20	2.70%

PRUDENTIAL
INVESTMENT SERVICES CORP

Inner West Council
Accrued Interest Report - May 2018

INNER WEST COUNCIL

Accrued Interest Report									
Investment	**Deal No.**	**Ref**	**Face Value ($)**	**Settlement Date**	**Maturity Date**	**Interest Received ($)**	**Days**	**Interest Accrued ($)**	**Percentage Return**
Suncorp Bank	536556		5,000,000.00	27-Apr-18	12-Apr-19		31	11,678.08	2.75%
Suncorp Bank	536555		15,000,000.00	27-Apr-18	26-Apr-19		31	35,034.24	2.75%
Rural Bank	536680		2,000,000.00	31-May-18	07-May-19		1	155.62	2.84%
MyState Bank	536679		3,000,000.00	31-May-18	14-May-19		1	230.14	2.80%
ME Bank	536681		3,000,000.00	31-May-18	21-May-19		1	230.14	2.80%
ME Bank	536683		3,000,000.00	31-May-18	28-May-19		1	230.14	2.80%
Bendigo and Adelaide Bank	535897		4,000,000.00	30-Oct-17	30-Oct-19		31	9,852.06	2.90%
Term Deposits Total						**310,798.64**		**351,660.04**	**2.67%**
						467,953.22		**480,053.54**	**2.78%**

PRUDENTIAL INVESTMENT SERVICES CORP

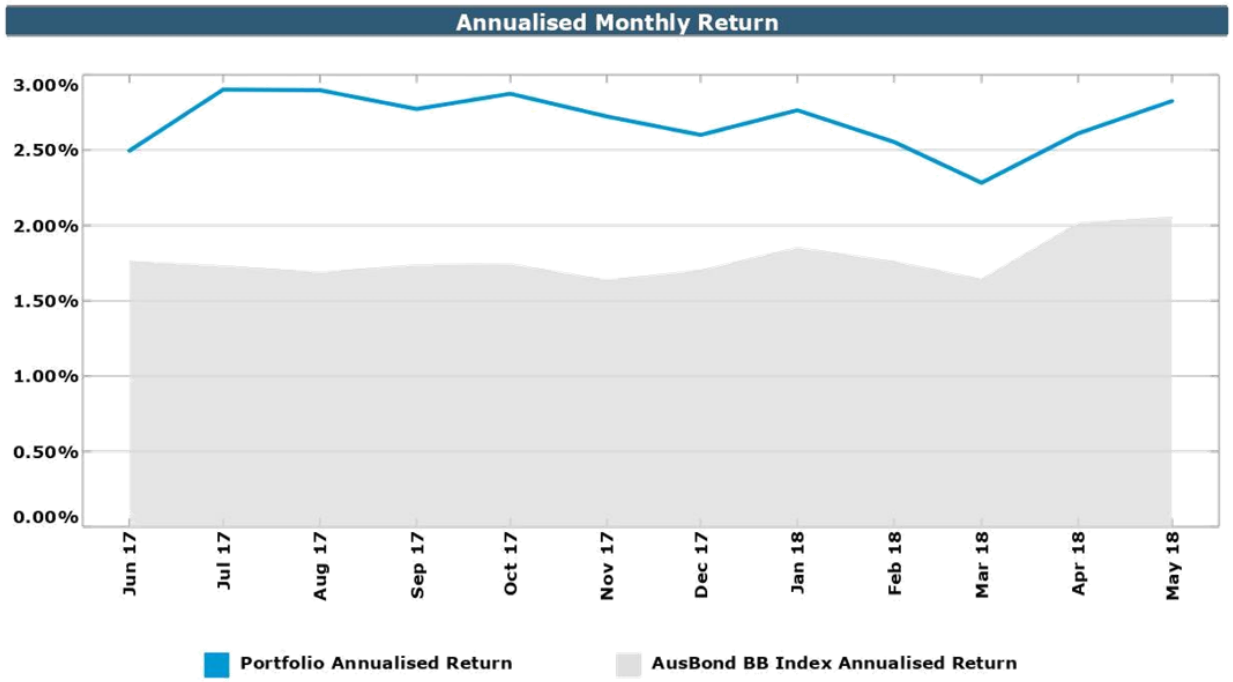

Historical Performance Summary

	Portfolio	AusBond BB Index	Outperformance
May 2018	2.83%	2.05%	0.77%
Last 3 Months	2.57%	1.90%	0.67%
Last 6 Months	2.61%	1.84%	0.77%
Financial Year to Date	2.71%	1.78%	0.93%
Last 12 months	2.69%	1.78%	0.92%

Inner West Council
Environmental Committments Report - May 2018

INNER WEST COUNCIL

Current Breakdown

ADI Lending Status *	Current Month ($)	Previous Month ($)
Fossil Fuel Lending ADIs		
Bank of Queensland	15,000,000	15,000,000
Commonwealth Bank of Australia	4,530,452	4,530,105
National Australia Bank	12,000,000	12,000,000
Westpac Group	14,000,000	14,000,000
	45,530,452 21%	**45,530,105 21%**
Non Fossil Fuel Lending ADIs		
ANZ Group (Green)	2,000,000	2,000,000
Auswide Bank	8,000,000	8,000,000
Bendigo and Adelaide Bank	40,500,000	40,500,000
CBA (Climate)	11,100,000	10,000,000
Credit Union Australia	12,000,000	12,000,000
Greater Building Society	2,000,000	2,000,000
Heritage Bank	5,800,000	5,800,000
IMB Ltd	7,000,000	7,000,000
Members Equity Bank	37,000,000	40,000,000
MyState Bank	3,000,000	
Newcastle Permanent Building Society	1,700,000	1,700,000
Non ADI	1,596,816	1,600,491
Rural Bank	2,000,000	2,000,000
Suncorp Bank	32,000,000	38,000,000
Teachers Mutual Bank	1,200,000	1,200,000
	166,896,816 79%	**171,800,491 79%**
	212,427,268	**217,330,596**

** source: http://www.marketforces.org.au*

Historical Portfolio Exposure to Non Fossil Fuel Lending ADIs

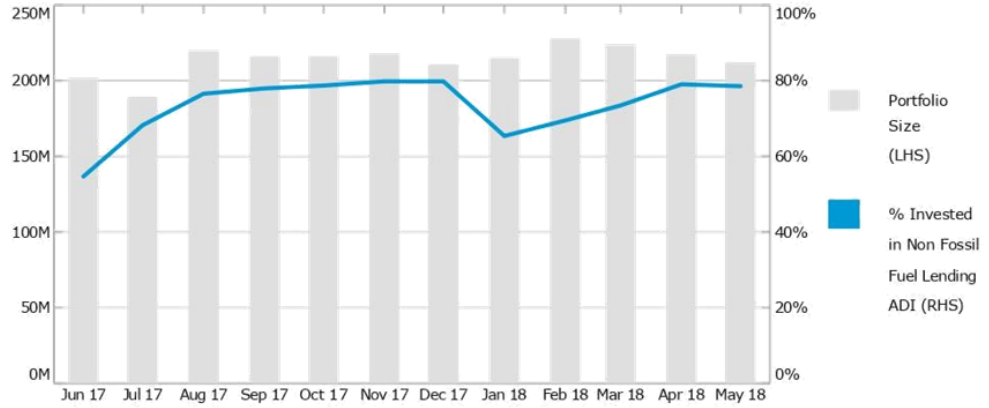

Weighted Average Yield - Fossil Fuel vs Non Fossil Fuel Lending ADI

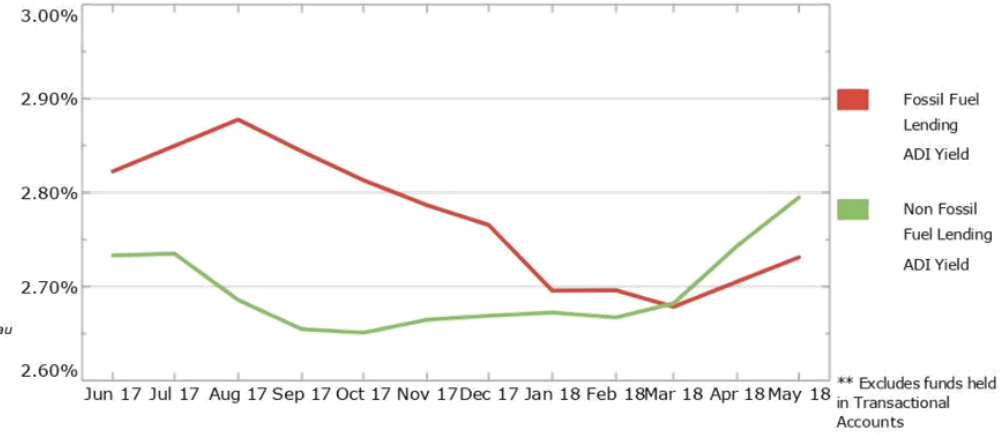

*** Excludes funds held in Transactional Accounts*

PRUDENTIAL INVESTMENT SERVICES CORP

Inner West Council
Investment Policy Compliance Report - May 2018

INNER WEST COUNCIL

Total Credit Exposure

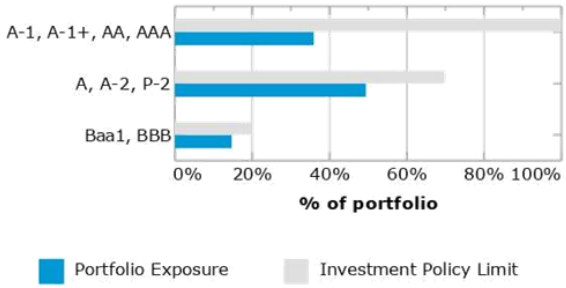

Individual Institutional Exposures

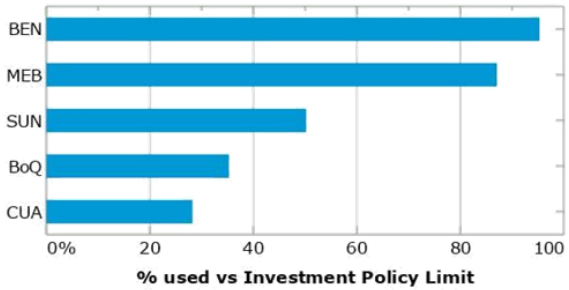

Term to Maturities

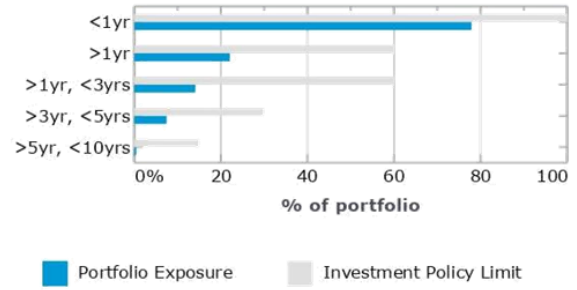

	Credit Rating	Face Value ($)		Policy Max	
Long Term	AA	14,100,000			
Long Term	AAA	596,816			
Short Term	A-1	31,000,000			
Short Term	A-1+	30,530,452			
		76,227,268	**36%**	**100%**	✔
Long Term	A	1,000,000			
Short Term	A-2	93,000,000			
Short Term	P-2	11,000,000			
		105,000,000	**49%**	**70%**	✔
Long Term	Baa1	5,800,000			
Long Term	BBB	25,400,000			
		31,200,000	**15%**	**20%**	✔
		212,427,268	**100%**		

✔ = compliant
✘ = non-compliant

	% used vs Investment Policy Limit	
Bendigo and Adelaide Bank (A-2, BBB+)	95%	✔
Members Equity Bank (A-2, BBB)	87%	✔
Suncorp Bank (A-1, A+)	50%	✔
Bank of Queensland (A-2, BBB+)	35%	✔
Credit Union Australia (A-2, BBB)	28%	✔
Heritage Bank (P-2, Baa1)	27%	✔
Auswide Bank (P-2, Baa2)	19%	✔
IMB Ltd (A-2, BBB)	16%	✔
Commonwealth Bank of Australia (A-1+, AA-)	16%	✔
Westpac Group (A-1+, AA-)	15%	✔
National Australia Bank (A-1+, AA-)	13%	✔
Greater Building Society (A-2, BBB)	9%	✔
Newcastle Permanent Building Society (A-2, BBB)	8%	✔

Maturity Profile	Face Value ($)		Policy Max	
Less than 1yr	165,530,452	78%	100%	✔
Greater than 1yr	46,896,816	22%	60%	✔
a. Between 1 and 3yrs	*30,000,000*	*14%*	*60%*	✔
b. Between 3 and 5yrs	*15,896,816*	*7%*	*30%*	✔
c. Between 5 and 10yrs	*1,000,000*	*0%*	*15%*	✔
	212,427,268			

Detailed Maturity Profile	Face Value ($)	
00. Cash + Managed Funds	530,452	0%
01. Less Than 30 Days	21,000,000	10%
02. Between 30 Days and 60 Days	20,000,000	9%
04. Between 90 Days and 180 Days	27,000,000	13%
05. Between 180 Days and 365 Days	97,000,000	46%
06. Between 365 Days and 3 Years	30,000,000	14%
07. Between 3 Years and 5 Years	15,896,816	7%
08. Between 5 Years and 10 Years	1,000,000	0%
	212,427,268	

PRUDENTIAL INVESTMENT SERVICES CORP

Inner West Council
Individual Institutional Exposures Report - May 2018

INNER WEST COUNCIL

Individual Institutional Exposures

Parent Group	Credit Rating	Portfolio Exposure ($)	Investment Policy Limit ($)
ANZ Group	A-1+, AA-	2,000,000	63,728,180
Auswide Bank	P-2, Baa2	8,000,000	42,485,454
Bank of Queensland	A-2, BBB+	15,000,000	42,485,454
Bendigo and Adelaide Bank	A-2, BBB+	40,500,000	42,485,454
Commonwealth Bank of Australia	A-1+, AA-	15,630,452	95,592,271
Credit Union Australia	A-2, BBB	12,000,000	42,485,454
Emerald Reverse Mortgage (A Tranche)	AAA	596,816	95,592,271
Emerald Reverse Mortgage (B Tranche)	AA	1,000,000	63,728,180
Greater Building Society	A-2, BBB	2,000,000	21,242,727
Heritage Bank	P-2, Baa1	5,800,000	21,242,727
IMB Ltd	A-2, BBB	7,000,000	42,485,454
Members Equity Bank	A-2, BBB	37,000,000	42,485,454
MyState Bank	P-2, Baa1	3,000,000	42,485,454
National Australia Bank	A-1+, AA-	12,000,000	95,592,271
Newcastle Permanent Building Society	A-2, BBB	1,700,000	21,242,727
Rural Bank	A-2, BBB+	2,000,000	42,485,454
Suncorp Bank	A-1, A+	32,000,000	63,728,180
Teachers Mutual Bank	A-2, BBB	1,200,000	21,242,727
Westpac Group	A-1+, AA-	14,000,000	95,592,271
		212,427,268	

Individual Institutional Exposure Charts

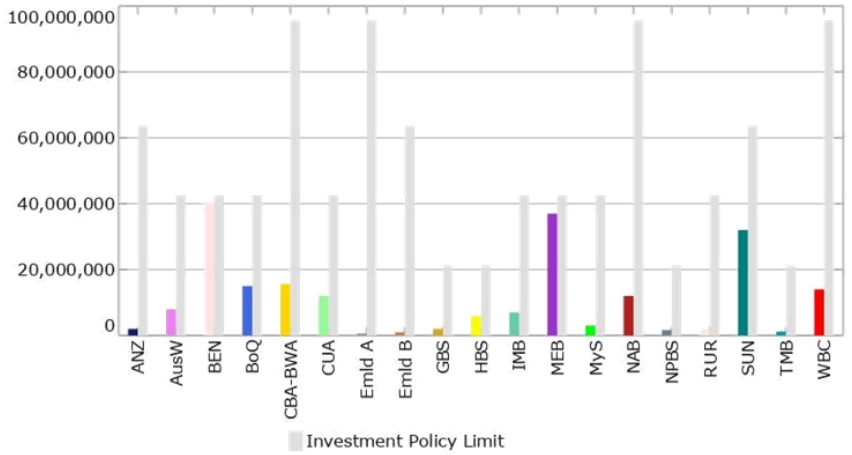

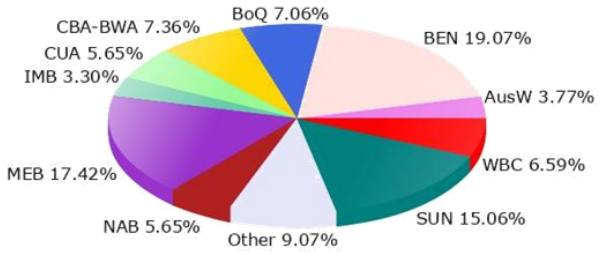

PRUDENTIAL INVESTMENT SERVICES CORP

Inner West Council
Cash Flows Report - May 2018

INNER WEST COUNCIL

Current Month Cashflows

Transaction Date	Deal No.	Cashflow Counterparty	Asset Type	Cashflow Description	Cashflow Received
1-May-18	535672	ME Bank	Term Deposits	Maturity Face Value - Received	8,000,000.00
		ME Bank	Term Deposits	Interest - Received	138,476.71
				Deal Total	8,138,476.71
	535810	Suncorp Bank	Term Deposits	Maturity Face Value - Received	6,000,000.00
		Suncorp Bank	Term Deposits	Interest - Received	90,123.29
				Deal Total	6,090,123.29
				Day Total	**14,228,600.00**
7-May-18	536175	Newcastle Permanent Building Society	Floating Rate Note	Coupon - Received	13,287.95
				Deal Total	13,287.95
				Day Total	**13,287.95**
9-May-18	535918	ME Bank	Floating Rate Note	Coupon - Received	14,678.90
				Deal Total	14,678.90
				Day Total	**14,678.90**
10-May-18	533332	Westpac Group	Floating Rate Note	Coupon - Received	13,181.10
				Deal Total	13,181.10
				Day Total	**13,181.10**
14-May-18	402080	Bendigo and Adelaide Bank	Floating Rate Note	Coupon - Received	22,164.66
				Deal Total	22,164.66
				Day Total	**22,164.66**
16-May-18	535607	Suncorp Bank	Floating Rate Note	Coupon - Received	6,668.90
				Deal Total	6,668.90
				Day Total	**6,668.90**
18-May-18	505171	Bendigo and Adelaide Bank	Floating Rate Note	Coupon - Received	13,814.79
				Deal Total	13,814.79
	505174	Bendigo and Adelaide Bank	Floating Rate Note	Coupon - Received	6,907.40
				Deal Total	6,907.40
	505175	Bendigo and Adelaide Bank	Floating Rate Note	Coupon - Received	13,814.79
				Deal Total	13,814.79

PRUDENTIAL INVESTMENT SERVICES CORP

Inner West Council
Cash Flows Report - May 2018

INNER WEST COUNCIL

Current Month Cashflows

Transaction Date	Deal No.	Cashflow Counterparty	Asset Type	Cashflow Description	Cashflow Received
				Day Total	**34,536.99**
21-May-18	310321	Emerald Reverse Mortgage (A Tranche)	Mortgage Backed Securities	Coupon - Received	3,243.23
		Emerald Reverse Mortgage (A Tranche)	Mortgage Backed Securities	Amortised Face Value - Received	3,675.47
				Deal Total	6,918.70
	310334	Emerald Reverse Mortgage (B Tranche)	Mortgage Backed Securities	Coupon - Received	6,132.47
				Deal Total	6,132.47
	534538	Bendigo and Adelaide Bank	Floating Rate Note	Coupon - Received	20,957.67
				Deal Total	20,957.67
				Day Total	**34,008.84**
24-May-18	534887	Greater Building Society	Floating Rate Note	Coupon - Received	7,698.90
				Deal Total	7,698.90
	534888	Greater Building Society	Floating Rate Note	Coupon - Received	7,698.90
				Deal Total	7,698.90
	535268	ME Bank	Term Deposits	Maturity Face Value - Received	1,000,000.00
		ME Bank	Term Deposits	Interest - Received	27,349.32
				Deal Total	1,027,349.32
	536652	Commonwealth Bank of Australia	Bonds	Settlement Face Value - Paid	-1,100,000.00
		Commonwealth Bank of Australia	Bonds	Settlement Accrued Coupon - Paid	-5,008.93
		Commonwealth Bank of Australia	Bonds	Premium - Paid	-6,189.07
				Deal Total	-1,111,198.00
				Day Total	**-68,450.88**
25-May-18	421808	Westpac Group	Floating Rate Note	Coupon - Received	6,557.81
				Deal Total	6,557.81
				Day Total	**6,557.81**
31-May-18	535279	Rural Bank	Term Deposits	Maturity Face Value - Received	2,000,000.00
		Rural Bank	Term Deposits	Interest - Received	54,849.32
				Deal Total	2,054,849.32
	536679	MyState Bank	Term Deposits	Settlement Face Value - Paid	-3,000,000.00

PRUDENTIAL INVESTMENT SERVICES CORP

Inner West Council
Cash Flows Report - May 2018

Current Month Cashflows

Transaction Date	Deal No.	Cashflow Counterparty	Asset Type	Cashflow Description	Cashflow Received
				Deal Total	-3,000,000.00
	536680	Rural Bank	Term Deposits	Settlement Face Value - Paid	-2,000,000.00
				Deal Total	-2,000,000.00
	536681	ME Bank	Term Deposits	Settlement Face Value - Paid	-3,000,000.00
				Deal Total	-3,000,000.00
	536683	ME Bank	Term Deposits	Settlement Face Value - Paid	-3,000,000.00
				Deal Total	-3,000,000.00
				Day Total	**-8,945,150.68**
				Net Cash Movement for Period	**5,360,083.58**

Next Month Cashflows

Transaction Date	Deal No.	Cashflow Counterparty	Asset Type	Cashflow Description	Cashflow Due
4-Jun-18	505284	ANZ Banking Group	Bonds	Coupon - Received	32,500.00
				Deal Total	32,500.00
				Day Total	**32,500.00**
7-Jun-18	535350	Credit Union Australia	Term Deposit	Interest - Received	55,693.15
		Credit Union Australia	Term Deposit	Maturity Face Value - Received	2,000,000.00
				Deal Total	2,055,693.15
				Day Total	**2,055,693.15**
13-Jun-18	535359	Bendigo and Adelaide Bank	Term Deposit	Interest - Received	26,926.03
		Bendigo and Adelaide Bank	Term Deposit	Maturity Face Value - Received	1,000,000.00
				Deal Total	1,026,926.03
	535809	National Australia Bank	Term Deposit	Interest - Received	109,844.38
		National Australia Bank	Term Deposit	Maturity Face Value - Received	6,000,000.00
				Deal Total	6,109,844.38
				Day Total	**7,136,770.41**
19-Jun-18	536097	Bankwest	Term Deposit	Interest - Received	50,021.92
		Bankwest	Term Deposit	Maturity Face Value - Received	4,000,000.00
				Deal Total	4,050,021.92

PRUDENTIAL INVESTMENT SERVICES CORP

Inner West Council
Cash Flows Report - May 2018

INNER WEST COUNCIL

Next Month Cashflows					
Transaction Date	**Deal No.**	**Cashflow Counterparty**	**Asset Type**	**Cashflow Description**	**Cashflow Due**
	536098	Bank of Queensland	Term Deposit	Interest - Received	12,750.68
		Bank of Queensland	Term Deposit	Maturity Face Value - Received	1,000,000.00
				Deal Total	1,012,750.68
				Day Total	**5,062,772.60**
20-Jun-18	534992	Credit Union Australia	Floating Rate Note	Coupon - Received	12,344.38
				Deal Total	12,344.38
	534993	Credit Union Australia	Floating Rate Note	Coupon - Received	12,344.38
				Deal Total	12,344.38
				Day Total	**24,688.77**
28-Jun-18	534181	Westpac Group	Term Deposit	Interest - Received	74,712.33
		Westpac Group	Term Deposit	Maturity Face Value - Received	3,000,000.00
				Deal Total	3,074,712.33
	535898	National Australia Bank	Term Deposit	Interest - Received	65,499.18
		National Australia Bank	Term Deposit	Maturity Face Value - Received	4,000,000.00
				Deal Total	4,065,499.18
				Day Total	**7,140,211.51**
29-Jun-18	536454	Heritage Bank	Floating Rate Note	Coupon - Received	47,658.52
				Deal Total	47,658.52
				Day Total	**47,658.52**
				Net Cash Movement for Period	**21,500,294.96**

PRUDENTIAL INVESTMENT SERVICES CORP

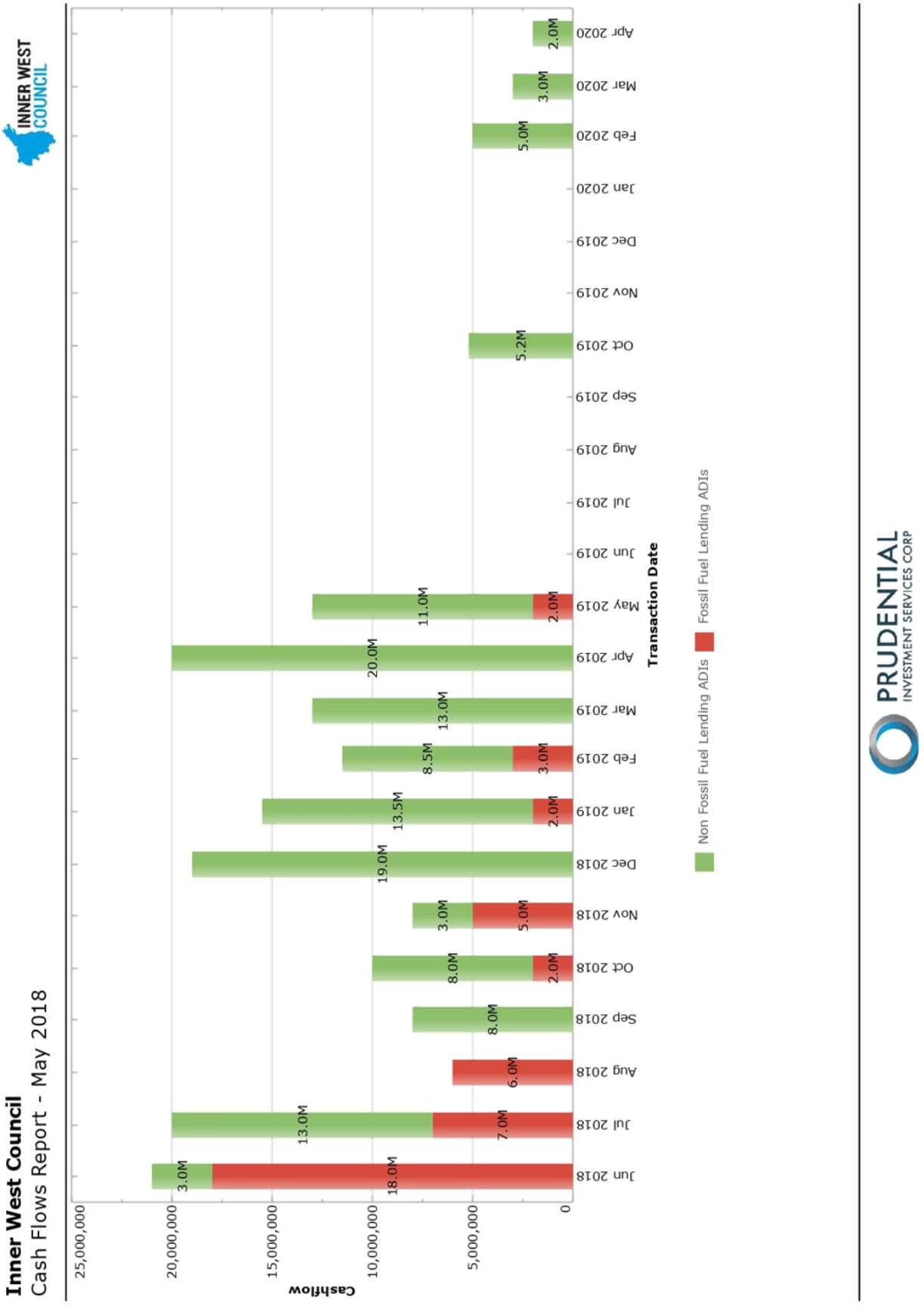
Inner West Council
Cash Flows Report - May 2018
INNER WEST COUNCIL
PRUDENTIAL
INVESTMENT SERVICES CORP
Cashflow
25,000,000
20,000,000
15,000,000
10,000,000
5,000,000
0
Transaction Date
Jun 2018
Jul 2018
Aug 2018
Sep 2018
Oct 2018
Nov 2018
Dec 2018
Jan 2019
Feb 2019
Mar 2019
Apr 2019
May 2019
Jun 2019
Jul 2019
Aug 2019
Sep 2019
Oct 2019
Nov 2019
Dec 2019
Jan 2020
Feb 2020
Mar 2020
Apr 2020
3.0M
18.0M
13.0M
7.0M
6.0M
8.0M
8.0M
2.0M
3.0M
5.0M
19.0M
13.5M
2.0M
8.5M
3.0M
13.0M
20.0M
11.0M
2.0M
5.2M
5.0M
3.0M
2.0M
Non Fossil Fuel Lending ADIs
Fossil Fuel Lending ADIs

PRUDENTIAL
INVESTMENT SERVICES CORP

Inner West Council
Economic and Investment Portfolio Commentary
May 2018

Global issues:

- Global markets continue to be whipsawed by erratic US diplomacy. The "on-again, off-again" US/North Korea talks, US/China trade tensions and US tariffs on aluminium and steel from Europe, Canada & Mexico were all "on again" as May came to an end.
- In the US, economic data continues to be healthy. Consumer confidence data remains high and is backed up by strong personal consumption figures. Consequently, business conditions data is on the rise. Another rate rise by the US Federal Reserve is widely expected in June.
- In Europe, a general election in Italy resulted in a familiar refrain seen around the world over the past two years with anti-establishment, populist parties winning the day. Now "Quitaly", Italy quitting the Euro, is again being discussed.

Domestic issues:

- In Australia, data continues to point to a sluggish economy. Weaker than expected business investment, falling home prices, a drop in building approvals and weak wages growth are keeping a lid on optimistic forecasts.
- While a gain of 22,600 jobs in last month's employment data was solid, it wasn't enough to cater for the growth in job seekers. Unemployment rose to 5.60%.

Interest rates

- Weak economic data has helped to push back market expectations for a rate hike by a further 3 months. Now the market is pricing in no change to Australia's official cash rate until November 2019:

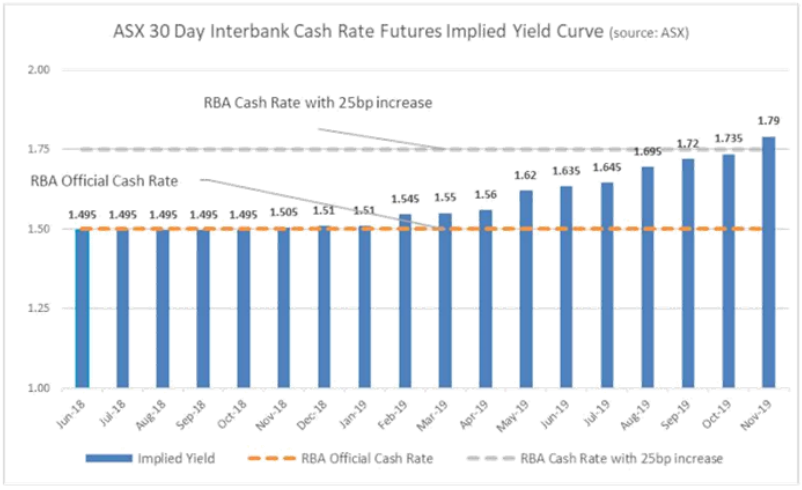

PRUDENTIAL
INVESTMENT SERVICES CORP

- Short dated term deposit rates ended May little changed from April month-end. The best indicative 3-month TDs from Australian majors closed out the month in the 2.60%-2.65% area and the best indicative 6-month rates from the four majors were in the 2.65%-2.70% area. The majors' 12 month rates edged slightly lower during the month, down to the 2.70% area. There is still good value on offer among slightly lower rated banks in the 6-12 month range with rates 10-15 basis points higher than the majors on offer.

Investment Portfolio Commentary

Council's investment portfolio posted a return of 2.83%pa for the month of May versus the bank bill index benchmark return of 2.05%pa. For the financial year to date, the investment portfolio returned 2.71%pa, exceeding the bank bill index benchmark's 1.78%pa by 0.93%pa.

Without marked-to-market influences, Council's investment portfolio yielded 2.78%pa for the month. This is based on the actual interest rates being received on existing investments and excludes the underlying changes to the market value of the securities/deposits.

During the month of May, Council's investment portfolio had $17m of term deposits mature with a weighted average rate of 2.75%pa. New investments totalling $11m in 11 & 12 month term deposits were made with a weighted average rate of 2.81%. Council also invested a further $1.1m in a 4 year 'Climate Bond' from CBA at a yield of over 3.10%pa. Proceeds from this 'Climate Bond' were used to fund renewable energy projects, energy efficient buildings and low carbon transport projects.

79% of the portfolio was invested in non fossil fuel lending ADIs at the end of the month, the same as the month prior. Non-fossil fuel lending ADIs yielded 2.79%pa during the month while fossil fuel lending ADIs yielded 2.73% during the month.

Council has a well-diversified portfolio invested among a range of term deposits and floating rate notes from highly rated Australian ADIs. 85% of the portfolio is spread among the top three credit rating categories (A long term/A2 short term and higher). It is expected that Council can continue to achieve above benchmark returns with prudent investment selection for its short and long term holdings.

Disclaimer: The statements and opinions contained in this report are based on currently prevailing conditions in financial markets and are so contained in good faith and in the belief that such statements and opinion are not false or misleading. In preparing this report, Prudential Investment Services Corp has relied upon information which it believes to be reliable and accurate. Prudential Investment Services Corp believes that this report and the opinions expressed in this report are accurate, but no warranty of accuracy or reliability is given. Prudential Investment Services Corp does not warrant that its investigation has revealed all of the matters which a more extensive examination might disclose. This report may not be reproduced, transmitted, or made available either in part or in whole to any third party without the prior written consent of Prudential Investment Services Corp. AFS Licence No. 468145.

Item 15

Item No: **C0618 Item 15**

Subject: **NOTICE OF MOTION TO RESCIND: C0518 ITEM 1 RICHARD MURDEN RESERVE - PROVISION OF THREE NETBALL COURTS - 22 MAY 2018 COUNCIL MEETING**

This matter was listed for consideration at the Council Meeting of 12 June 2018 and was deferred to the meeting to be held on 26 June 2018.

From: **Councillors Deputy Mayor, Councillor Julie Passas, Councillor Vittoria Raciti and Councillor Victor Macri**

MOTION:

We, the abovementioned Councillors, hereby submit a Notice of Motion to rescind Council's resolution of **C0518 Item 1 Richard Murden Reserve - Provision of Three Netball Courts**.

BACKGROUND

At the Council Meeting on 22 May 2018, Council resolved:-

C0518 Item 1 Richard Murden Reserve-Provision of Three Netball Courts

Motion: (McKenna OAM/Byrne)

THAT:

1. **Council proceed with the detailed design and delivery of three new netball courts with supporting sports training lighting at Richard Murden Reserve Haberfield;**

2. **The three courts be constructed as multipurpose courts to support both basketball and netball, with final design ensuring users can independently switch the use without requiring Council assistance;**

3. **Council provide public toilets in close proximity to the proposed new courts in 2019/20, with design to include rooftop solar PV and water tanks if feasible;**

4. **Council undertake road line marking to provide parking for up to 30 car spaces along Hawthorne Parade in the area immediately adjacent to the proposed multipurpose court area;**

5. **Council bring a further report to Council with measures to address usage of the courts after 9pm;**

6. **Signage be installed informing the public that ball games are not to be played after 9.00pm;**

7. **Parking and traffic conditions be reviewed 6 months subsequent to the opening of the courts and reported to Council; and**

8. **Council make provision for casual basketball and netball use of this facility.**

Motion Carried

ATTACHMENTS

Nil.

Item No: **C0618 Item 16**

Subject: **NOTICE OF MOTION TO RESCIND: C0518 ITEM 27 BALMAIN TELSTRA BUILDING AND PUBLIC SQUARE PROJECT - 22 MAY 2018**

From: **Councillors Rochelle Porteous, John Stamolis, Colin Hesse, Marghanita Da Cruz and Tom Kiat**

MOTION:

We, the abovementioned Councillors, hereby submit a Notice of Motion to rescind Council's resolution of **C0518 Item 27 Balmain Telstra Building and Public Square Project**, and propose the alternative Motion be adopted as follows:

THAT:

1. **A full report on the upgrade of the Dawn Fraser pool and the significant increase in funding required be brought to the next available council meeting. The report to include:**
   - **An outline of the works planned;**
   - **A breakdown of estimated costs;**
   - **A full explanation as to why costs have more than doubled;**
   - **An assessment of which works are urgent and which are not; and**
   - **A proposed timeline for the works.**
2. **A report on the funding proposal options available for council to fund in full the Balmain Public Square heritage project Option A (C0518 Item 27 22/0518) and the full upgrade works at the Dawn Fraser Pool heritage project as required with revised costings. The report to include but not be limited by:**
   - **A loan to meet additional costs for both projects.**
   - **Identification of other available funding sources.**
   - **A review of capital works and the updated timelines and delivery schedules.**
3. **That Council supports in principle completing the Dawn Fraser Pool heritage project refurbishment and the Balmain Public Square heritage project Option A.**

Background

Motion to be Rescinded: C0518 Item 27:

THAT Council:

1. Note that meeting the cost increase for the project would be funded through

   $300,000 in cuts to main street works including:

   a) Darling Street between Duke & Nicholson Streets;

   b) Darling Street between Red Lion & Denison Streets; and

   c) Design work on the Dulwich Hill station masterplan.

2. Further note that the estimated cost of completing the Dawn Fraser Pool heritage refurbishment has increased from $2.2 million (budgeted) to

Item 16

potentially in excess of $5 million, and that these works are required to keep the pool safe and open for business;

3. Transfer the $1.3 million allocated to the Telstra building project to the implementation for the Dawn Fraser Pool heritage upgrade;

4. Inform Telstra of Council's interest in ongoing negotiations to constructing the more substantial public square which will be made possible at the completion of the NBN roll out;

5. Seek to enter into the lease offered by Telstra, to make use of the space in the former telephone exchange, for a shared work space, to be made available for local businesses and start-ups; and

6. Prepare a report on the implementation of the shared work space following development of this plan by the Economic Development Unit, in consultation with the Balmain / Rozelle Chamber of Commerce and local businesses.

Reasons for the Rescission:

1) Councillors were asked to vote to re-allocate funds from the Balmain Public Square heritage project to the Dawn Fraser Pool heritage project. They were told by the Mayor that while $2.2 million had been allocated to the Dawn Fraser Pool in the budget, the upgrade costs had blown out and now more than double that amount was required with estimates of revised costs at over $5 million. Doubling the cost of a project is a serious matter and should have been reported to Councillors as soon as possible by council staff. This did not happen and there has been no report to Council on this matter nor were Councillors briefed on it. Councillors were therefore not in possession of essential information prior to being asked to vote on this significant financial decision as outlined in C0518 Item 27 220618.

   There needs to be a full report on the Dawn Fraser Pool project, a breakdown of works and costs with a timeline of works and their urgency and proposals with different options from the staff as to how best to deliver the project and meet the full cost of these works;

2) Works on the Dawn Fraser Pool require over $5 million. The motion as voted on does not make the project viable. $2.2 million is already allocated in the budget but even adding to that the $1.3 million from the Balmain Public Square heritage project there remains a significant $1.5 million shortfall. This is not addressed at all;

   Further Councillors were presented with an argument that the Balmain Public Square heritage project may need up to $300,000 more in funds but they were not told that Dawn Fraser Pool heritage project remains unfunded for at least another $1.5 million.

3) The motion presented a binary choice – either the Balmain Public Square heritage project proceeds in 2018/19 or the funds are reallocated to the Dawn Fraser heritage Pool heritage project. Both projects are equally important to the Inner West Community and merit support. In order to make an informed decision Councillors should be presented with all the funding options which will

enable both projects to succeed. These could include but are not limited to: taking out a loan and a review of capital works with updated timelines and delivery schedules;

4) The motion directs council to enter into a lease with Telstra to make use of the space in the former telephone exchange for a shared work space. The report considered by council notes that it would cost $50,000 “to enable the leased space including accessibility and security”. Again, the funding for this has not been identified in the motion;

5) The motion instructs council to inform Telstra of council’s ongoing negotiations to constructing the more substantial public square which will be made possible at the completion of the NBN roll out. This will not see the Public Square built for another 5 years (this is already an 8 year old project) and there will be another significant increase in costs to gain an additional 47 sqm in 5 years’ time. The current proposal which has been agreed to with Telstra sees a Balmain Public Square of 160sqm established at a total maximum cost of $1.6 million ($1.1m demolition and $500 public domain works) The deferred works with the additional 47sqm will require more funding to be found as the cost increases to $2.9m ($2m demolition and $900 public domain works). Again, the additional funding here has also not been identified in the motion; and

6) The motion presented 3 infrastructure projects as projects that would not proceed if the Balmain Public Square project went ahead. This is again presenting a binary choice which is not accurate. The sum of $300,000 will most likely to able to be identified from Quarterly Budget reviews; other options include taking out a small loan and through careful management of the working capital of council. It is inaccurate to present it to councillors as a binary choice.

ATTACHMENTS

Nil.

Item 17

Item No: **C0618 Item 17**

Subject: **NOTICE OF MOTION: HERITAGE PUB PROTECTIONS**

This matter was listed for consideration at the Council Meeting of 12 June 2018 and was deferred to the meeting to be held on 26 June 2018.

From: **The Mayor, Councillor Darcy Byrne**

MOTION:

THAT Council:

1. **Provide information on which pubs in the Inner West Council local government area have heritage protection and which do not;**
2. **Identify a program for an investigation into which pubs in the area have the highest architectural, historical and social heritage and are most in need of further heritage protection; and**
3. **Liaise with architectural schools and departments to enquire whether they would be interested in carrying out pro bono heritage assessments as a study of this niche area of Sydney history.**

Background

The Inner West has recently seen an alarming trend of conversion of heritage pubs into completely new usage.

The owner of the former Town Hall Hotel in Balmain, which was built in 1879, has recently finished converting this exceptional heritage pub into a mixed use property. The pub itself is no more, and whilst there is still a bottle shop on site, the rest of the building is now leased to Orange Theory Gym and one of their subsidiaries, Massage Envy.

This follows the conversion of the 1880s Exchange Hotel, also in Balmain, into a call centre.

These conversions are setting dangerous precedents which, if it continues, could see the inner west lose its heart and soul.

We can't let our famous pub culture go out the back door. Our local hotels are cultural institutions and have a value above and beyond the commercial – they have architectural, historical and social significance.

Many hotels in the area have heritage protection, but it is clear that some have slipped through the cracks – possibly merely due to complacency and an assumption that no-one would convert the premises.

Before we lose any more of our heritage pub icons, we must investigate which of our local pubs might require heritage protections, by virtue of their age, community significance and concern, and architectural features.



Officer's Comments:

Comment from Group Manager Strategic Planning:

The Strategic Planning Group can prepare information on pubs currently subject to heritage protection and identify a program for investigation as under items 1 & 2. This work may lead to proposals for further heritage listings that would need to be supported by expert heritage advice for which no budget has currently been identified. However the investigations under item 3 may identify potential suitable sources of expert advice at no cost to Council. The cost of this work is $1000 of staff time.

ATTACHMENTS

Nil.

Item 18

Item No: **C0618 Item 18**

Subject: **NOTICE OF MOTION: STREET LIBRARIES**

This matter was listed for consideration at the Council Meeting of 12 June 2018 and was deferred to the meeting to be held on 26 June 2018.

From: **Councillor Anna York**

MOTION:

THAT a response be prepared for Council's consideration regarding Council's potential to support street libraries across the Inner West.

Background

Over the last few years a number of street libraries have been installed across the inner west and Sydney following the success of the Little Free Library movement in the US.

The Little Free Library staff helps people around the globe start and maintains Little Free Library book exchanges. They provide building instructions for library boxes, online resources and ongoing support.

There is a registered Little Free Library in Allan Street Leichhardt, and many other 'freelance' library boxes across the LGA.

Street libraries are small structures that provide opportunities for neighbours and communities to share their pre-read or unwanted books with each other.

Books in the street library are free and the community can choose to either return or keep the books.

The purposes of street libraries are to build community spirit and encourage reading and lifelong learning.

Community members have expressed an interest in Council supporting these projects and further information regarding this is requested.

Officer's Comments:

Comment from Group Manager Library and History Services:

To prepare a response for Council it will take 2 hours of staff time and cost $150.

ATTACHMENTS

Nil.

Item 19

Item No: **C0618 Item 19**

Subject: **NOTICE OF MOTION: ANN CASHMAN RESERVE 30 YEAR COMMEMORATION**

This matter was listed for consideration at the Council Meeting of 12 June 2018 and was deferred to the meeting to be held on 26 June 2018.

From: **Councillor Rochelle Porteous**

MOTION:

THAT:

1. **Council installs a new plaque with, if possible, a photo of Mayor Ann Cashman at the Ann Cashman Reserve, Balmain;**

2. **The unveiling of the new plaque take place together with a tree planting and a community BBQ to celebrate the 30th anniversary of the establishment of the Ann Cashman Reserve close to the September anniversary date; and**

3. **The funds for the above be identified in the next council quarterly review.**

Background

The Ann Cashman Reserve in Balmain was opened in September 1988 by Nick Origlass. The Reserve is named after Ann Cashman who served as the first female Mayor of Leichhardt Council from 1963 to 1968.*

The local community are particularly proud of the fact that their Reserve commemorates Leichhardt Council's first female Mayor and they would like to see the 30 year anniversary of the Reserve commemorated with a new plaque which preferably includes a photo of Ann Cashman and the planting of a suitable tree to mark the occasion. The community have also requested that Council organise a community BBQ close to the September anniversary date and invite not only the local community but also former Leichhardt Councillors and Mayors. They would particularly like to extend an invitation to Leichhardt's former female Councillors and Mayors.

In consultation with council staff I have been advised that the estimate cost of a tree to be planted is approximately $500 and a plaque is approximately $900. The cost of holding of a community BBQ (with notification to local residents) is approximately $2000.

*The first female Mayor in Australia also came from the Inner West – Lilian Fowler who was elected Mayor of Newtown Council in 1938.

Officer's Comments:

Comment from the General Manager:

The implementation of this resolution is subject to their being any surplus funds in the next quarterly budget review.

ATTACHMENTS

1.⇩ Ann Cashman

Item 19



Attachment 1

Item 19

Attachment 1

Item 19



Leichhardt Council, Mayors, Aldermen and Council Officers, 1963 - 1968 : Ald.

Attachment 1

Item No: **C0618 Item 20**

Subject: **NOTICE OF MOTION: PROTOCOLS FOR COUNCIL-APPROVED PUBLIC MEETINGS**

This matter was listed for consideration at the Council Meeting of 12 June 2018 and was deferred to the meeting to be held on 26 June 2018.

From: **Councillor John Stamolis**

MOTION:

THAT:

1. **Council establish protocols for Council approved public meetings; and**
2. **A report come back to the August Ordinary Council meeting.**

Background

Council-approved public meetings are an important function of Council. Councillors approve these meetings including the facilities used, the funding and use of staff resources (i.e. advertising, research and setting up the venue). As such, these meetings must satisfy principles of public interest and accountability.

There was comment from attendees at the recent Council approved public meeting (jointly convened by Council and the Rozelle Public School) that this meeting did not allow for public participation or Q&A and that ward Councillors and other elected representatives who were at the meeting did not have any opportunity to participate or contribute.
There was also comment that the meeting did not reinforce Councils' long held and clearly stated opposition to the Westconnex while some key action groups said that they had not been advised of the meeting. This Notice of Motion seeks to establish practices that Council should follow for its public meetings:

1. A Council-approved public meeting (whether or not jointly convened) is the responsibility of Council and should uphold the fundamentals of community engagement and inclusiveness.
2. Council-approved public meetings must allow for Councillors (at minimum ward Councillors) to speak. Length of meeting must not be used as a reason to exclude Councillor participation.
3. The Chair or MC of a Council-approved public meeting should, in the first instance, be the Mayor. Otherwise, consultation with Councillors should take place to select the Chair or MC.
4. Any existing position of Council should be reinforced by the Chair or MC.
5. Council-approved public meetings should include Q&A. Length of meeting should not be used as a reason to exclude or limit community participation.
6. Council must protect public meetings from being, or appearing to be, party political.
7. Councillors (at minimum ward Councillors) should be invited to have input on the content of Council-approved public meetings and to contact and work with community groups if the meeting is a joint meeting.
8. Council should ensure that key action groups are contacted and advised of the public meetings.

Officer's Comments:

Comment from Group Manager Communication, Engagement and Events:

Item 20

Draft Council public meeting protocols are in development and could be included along with the Community Engagement Framework amendments resulting from the Local Democracy report to go back to Council.

These protocols cover:

- Purpose of meeting
- Notification and promotion
- Chair or MC
- Format including Q&A
- Best practice

A suggested draft format for public meetings is:

- Housekeeping (emergency evacuation information, toilet location, notification of filming, mobile phones silent) – Council officer
- Official welcome including acknowledgement of Country – Chair/MC
- Speakers
    - Council presentation – Council officer
    - Scheduled speakers where relevant (e.g. community group representative, expert, local member)
    - Ward Councillors
- Community Question and Answer session – Chair/MC or delegated to Council officer
- Official close – Chair/MC

It is recommended that the following amendments be made to these items to assist Council staff in fulfilling their operational duties:

3. The Chair or MC of a Council-approved public meeting should, in the first instance, be the Mayor. Otherwise, consultation with Councillors should take place to select the Chair or MC.

The Chair or MC of a Council-run public meeting is the Mayor or General Manager in their role as Council's official spokespeople. At their discretion and in line with this role, the Mayor and General Manager can nominate other Council officials to act as Council spokesperson/Chair/MC, such as Councillors or senior staff.

7. Councillors (at minimum ward Councillors) should be invited to have input on the content of Council-approved public meetings and to contact and work with community groups if the meeting is a joint meeting.

The content of the Council officer's presentation is considered an operational matter. Ward Councillors should be allocated a short speaking spot as part of the official proceedings.

8. Council should ensure that key action groups are contacted and advised of the public meetings.

Council may resolve to invite community groups, experts, or state or federal members to a short speaking spot in the agenda. Council may also invite representatives of community groups to participate in the public meeting by hosting display tables where space is available.

ATTACHMENTS

Nil.

Item No: **C0618 Item 21**

Subject: **NOTICE OF MOTION: INCREASE IN COURT APPEALS SINCE MERGER**

From: **Councillor John Stamolis**

MOTION:

THAT Council report on the increase in appeals to the Land and Environment Court since the Council merger. The report should identify the reasons for the increase (as well as the potential for further increase), the additional costs and resources impacting on Council and it should address ways to best respond to the increase in appeals.

Background

The new procedures introduced for processing of development applications, which commenced during the period of Administration, appear to have raised the level of appeals to the Land and Environment Court.

Current data produced by Council show that appeals are approaching double the level of the previous three Councils. It is expected that this is impacting on Councils' costs and resources. It is also important to understand if this increase may build even further over time. As such, the report should address if and how the current increase or possible further increases might be managed in the best interests of Council and the community.

Officer's Comments:

Comment from A/Group Manager Development Assessment & Regulatory Service and Group Manager Legal Services:

There are 2 aspects to this motion:

1. The reasons for an increase ein appeals and the associated cost and resource implications; and

2. Ways to manage the increase.

The first aspect of the motion will require limited resources to respond to and can be done without impacting on current workflows.

The second aspect is more resource intensive. Council still has 3 separate systems for managing development applications and four staff, including both development assessment and legal staff, would need to invest time in assessing what, if any, changes may be appropriate to reduce the number of appeals. The estimated cost of this work is between $15,000 and $20,000 (and may require the assistance of external consultants). The cost of this work is not funded in the current budget and Council would need to determine how this would be funded.

In addition to the work identified above, staff are planning to review Council's Development Assessment Policy (the review of the policy may idenitify reasons for the increase in court appeals) in September this year as required by Council resolution.

ATTACHMENTS

Nil.

Item 22

Item No: C0618 Item 22

Subject: NOTICE OF MOTION: GLADSTONE PARK, BALMAIN AND SPINDLERS, SMITH AND HOGAN PARKS, ANNANDALE OUTDOOR FITNESS AREAS

From: Councillor Rochelle Porteous

MOTION:

THAT:

1. **Council as soon as possible, organise onsite public meetings (or if onsite is not possible in a nearby council venue) to discuss with local residents and stakeholders, including local schools, churches and, in the case Gladstone Park, also Balmain Hospital the location of the Outdoor Fitness Stations and the installation proposed;**

2. **An end date for submissions on these fitness stations be communicated to the surrounding communities and all stakeholders; and**

3. **The final determination on the location of the Outdoor Fitness Stations in Gladstone Park and Spindlers, Smith and Hogan Parks be brought to a Council meeting with a report on submissions received.**

Background

Section 94 funds were allocated to build Outdoor Fitness Stations in both Gladstone Park, Balmain and Spindlers, Smith and Hogan Parks, Annandale. In both cases council began the installation of the fitness stations without consulting with the local community regarding the details and location of the stations as there was an assumption that because council had exhibited the funding allocations for the Section 94 funds from Leichhardt Council that therefore the community had already been consulted about the details and location of the fitness stations. This was not the case and many residents were, in both cases, very concerned to see the council initiating installation of these stations where no consultation had occurred. They therefore contacted their Ward Councillors to ask that the works be put on hold pending consultation.

This is now happening and there are notifications on the website (see Attachments 1 and 2– Gladstone Park and Attachments 3 and 4 – Spindlers, Smith and Hogan Parks.) Councillors have also been informed that leaflets have been distributed to residents in surrounding streets. The consultations however do not provide a date by which submissions should be made.

There are numerous concerns with proposed installation of these Outdoor Fitness Stations in both Balmain and Annandale and residents have requested onsite meetings as well as a fair and open process for determining where these Outdoor Fitness Stations should be located in the parks and what they should look like.

Officer's Comments:

Comment from Group Manager Trees, Parks and Sports Fields:

Responding to this NOM, including organising and holding two public meetings will cost approximately $1,300 in staff time.

It is noted that the relevant staff who will work on this project are currently working on Notices of Motion in relation to Ted Floyd Way; Ferris Lane Annandale Green Space; Pride Seats – Celebrating Council's Support of Marriage Equality and LGBTIQ Rights; Salmon Park Community Safety; Improving Bay Run Lighting. In total, responding to these NOMs is 151 hours of staff time. This is delaying work on the development and implementation of Plans of Management for Marrickville Golf Course and Lewis Hermann Reserve.

ATTACHMENTS

1.⇩ Notification from Council website - Gladstone Park Outdoor Fitness Centre 18 June 2018
2.⇩ Notification from Council Website - Spindler Smith and Hogan Park
3.⇩ Images from Website
4.⇩ Images and Plan

Item 22

Notification from council website 180618:

Gladstone Park Fitness and Wellbeing Outdoor Gym

We are starting work a new outdoor fitness and wellbeing gym for Gladstone Park.

Pending community feedback the facility is expected to be completed in July 2018.

Following a Council resolution in 2016, Council worked in collaboration with Balmain Hospital's Centre for STRONG Medicine to develop an outdoor fitness and wellbeing gym for Gladstone Park.

The innovative design has a special emphasis on exercises to promote strength, balance and physical function.

The gym is accessible to everyone to support active living within the community.

After receiving feedback from nearby residents, Council has configured the layout to be as compact as possible.

The location of this new facility takes into account:

- Providing natural shade
- Providing winter sunlight
- Site heritage considerations
- Accessibility for all ages and abilities
- Visibility of the site from other parts of the park
- Position of the band stand and the underground reservoir
- Other park usage - including schools and community events such as Jazz in the Park etc

Please provide feedback and let us know if you support the project or if you have comments or concerns.

Feedback: please email parks@innerwest.nsw.gov.au or call Aaron Callaghan on 9392 5634.

Attachment 1

Notification from website 180618:

Proposed Smith, Spindlers and Hogan Park Wellbeing Outdoor Gym

Following a Council resolution in 2016, Council has developed plans for an outdoor fitness and wellbeing gym for Smith, Spindlers and Hogan Park.

After receiving feedback from nearby residents, Council has configured the layout to be as compact as possible.

The location of this new facility takes into account:

- Proximity to local residents
- Accessibility for all ages and abilities
- Visibility of the site from other parts of the park
- Location on a regional recreation trail
- Shared Community Park Usage - including companion animal access, walking, running and passive recreational enjoyment.

Please provide feedback and let us know if you support the project or if you have comments or concerns.

Feedback: please email parks@innerwest.nsw.gov.au or call Aaron Callaghan on 9392 5634.



Artist Visualisation

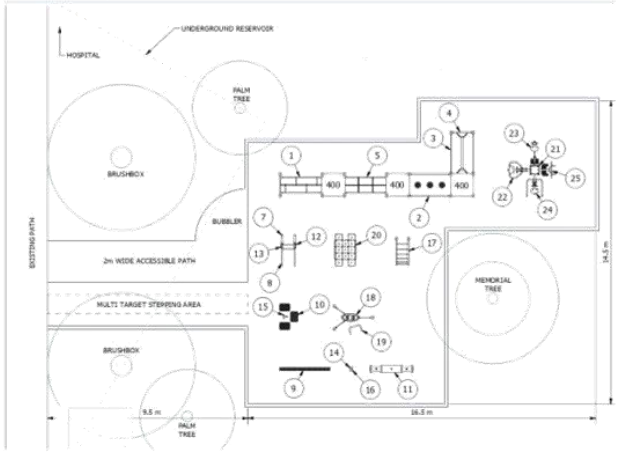

Concept Layout Plan

Notes:
1. Tree protection - all equipment to be 3m minimum away from any tree.
2. Underground reservoir - equipment is not to be located over the reservoir.
3. Setout to be approved by Council's tree managment offcer and representative prior to construction.

0 2 4 6 8 10m
1:200 @ A3

Proposed Site



Location Plan
nts



Artist Visualisation

Gladstone Park Fitness Station

Location Plan and Concept | 30.05.2018

INNER WEST COUNCIL

Council Meeting
26 June 2018

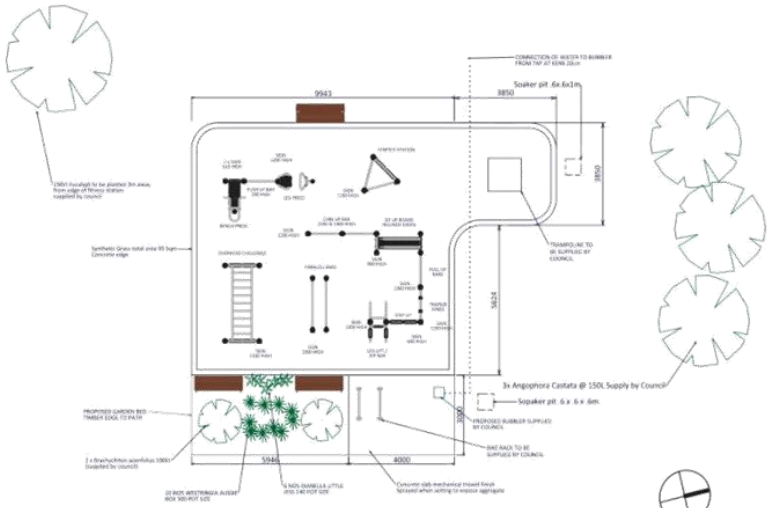

Layout Plan



Artist Visualisation



Location Plan

Spindlers Park Fitness Station

29.05.2018

Attachment 4 **Item 22**

Item 23

Item No: C0618 Item 23

Subject: NOTICE OF MOTION: EXPAND WASTE BOOKING SERVICES

From: Councillors Deputy Mayor, Julie Passas and Vittoria Raciti

MOTION:

THAT Council expand its booking services to include bookings for paint, chemicals and gas bottles.

Background

The Inner West Council has a well utilised drop of service for unwanted old paint, chemicals etc. This motion seeks to expand on this for residents who do not have the ability tp visit the Council depot to discard the above items (ie do not drive).

Councils booking services for special garbage pickups should also include bookings for the paints, chemicals and gas bottles.

This expanded service should be advertised in Councils rate notices and quarterly on newspapers and local press.

Officer's Comments:

Comment from Managers Resource Recovery Planning and Services:

Council Officers do not recommend a booking collection service for paints, chemicals, gas bottles etc for reasons outlined as follows:

Leichhardt CRC:
As part of Council service reviews we will be investigating options to extend the opening hours of the existing weekend Community Recycling Centre at Moore Street, Leichhardt to include Monday to Friday. There won't be any additional operational costs under this proposal as the existing staff member will be provided appropriate training.

Chemical Collection Service:
Over this financial year, Inner West had 3,215 drop offs at the regular St Peters Chemical CleanOut events and approximately 8,000 via the Leichhardt CRC.

If a collection service were to be investigated it is suggested that this would be at a fee per service for collection to continue encouraging the community to drop off at the Leichhardt CRC and St Peters collection events.

There would be licencing and transport requirements and limitations that would need to be investigated for paints, chemicals and gas bottles.

The former Holroyd Council (Cumberland) received funding from the NSW EPA to trial a collection service in 2013, following which the EPA discontinued funding for mobile collections and rejected applications for mobile collections from the SSROC region. Cumberland and Parramatta continue to offer collections of problem wastes (paints, oils, batteries and gas cylinders) but cannot collect general chemicals (licencing and transport of waste limitations). Their service can only collect up to 25 pick-ups/properties per day at a cost of about $800 per day (with an established dedicated collection vehicle) with the collected materials taken directly to the CRC.

The EPA do not recommend mobile CRC/collection services as trials show that the participation levels are very low and the cost per kg is three times more expensive compared to a drop-off service.

Resource Implications:

To provide a booked collection of unwanted paints, chemicals etc would require additional staff and a collection vehicle (modified pantec truck with collection stillages) as these materials cannot be collected via a typical waste collection vehicle.

Estimated costs for 2 staff is $156,000 per annum and the capital cost of a 3 tonne vehicle with a purpose build body is $80,000. The recurrent costs would be approximately $185,000 per annum.

ATTACHMENTS

Nil.

Item 24

Item No: C0618 Item 24

Subject: NOTICE OF MOTION: REOPENING BALMAIN WEST FERRY WHARF

From: The Mayor, Councillor Darcy Byrne

MOTION:

THAT Council:

1. **Write to the Premier of NSW and the Minister for Transport requesting that, in recognition of the potential isolation of the Balmain Peninsula due to the construction of WestConnex and other nearby State Government projects, as well as growing travel demand associated with new residents now moving into the former Nutrimetics site, they instruct Sydney Ferries to immediately reintroduce regular ferry services to Balmain West/Elliott Street; and**

2. **Write to Sydney Ferries and Transport for NSW requesting that, in recognition of the potential isolation of the Balmain Peninsula due to the construction of WestConnex and other nearby State Government projects, as well as growing travel demand associated with new residents now moving into the former Nutrimetics site, they instruct Sydney Ferries to immediately reintroduce regular ferry services to Balmain West/Elliott Street.**

Background

In May 2013 Transport for NSW and Sydney Ferries released "Sydney's Ferry Future" which proposed the closure of Balmain West Ferry Wharf, based on reported low patronage of the service.

Scheduled services to the Balmain West Ferry Wharf ended in October 2013.

Sydney Ferries had been reducing ferry services to the Balmain Peninsula since 2010, when revised schedules removed Balmain East from the Balmain Peninsula ferry route. This new routing:

- isolated Balmain East from all other wharves on the Peninsula, including Balmain West;
- reduced patronage of the Balmain West wharf because it no longer connected to Balmain East and hence to Darling Street, Balmain (the primary route for buses on the peninsula);
- increased the isolation of vulnerable residents of the public housing estate in Elliott Street because many relied on the ferry connection between Balmain West and Balmain East to access Darling Street bus services. Anecdotal information at the time indicated that frail aged and physically disadvantaged residents of the public housing estate would catch the ferry from Balmain West to Balmain East to access bus services as Elliott Street was too steep for them to walk up.

In recognition of the importance of ferry services to Balmain Peninsula the Council presented numerous submissions to Sydney Ferries, Transport for NSW and the Minister for Transport.

After considerable prompting from Council, Sydney Ferries eventually held a public meeting to discuss its proposed alterations to the peninsula's ferry schedule. At this meeting the community made it clear that ferry services to ***all*** of Balmain's wharves was essential.

Irrespective of Council and community concerns, in mid-2013 Sydney Ferries further downgraded Balmain West services to 3 AM Peak services and 3 PM peak services, with no middle of the day, evening or weekend services.

Of course patronage fell even further, leading to a decision by Sydney Ferries' in October 2013 to cancel all services to Balmain West.

In discussions with representatives of Sydney Ferries and the Minister's Office, Council pointed out that it was essential to consider both existing and future patronage of Balmain West noting that in addition to the Elliot Street public housing estate, the adjacent *Nutrimetics* site was to be redeveloped to include over 100 apartments and a moderate commercial component.

The *Nutrimetics* site is now completed and all apartments have been sold. Residents are moving into the development and the demand from the public housing estate has not diminished, yet Balmain West Ferry Wharf remains inactive.

Increased travel demand, due to the introduction of new residents, is an important factor in establishing the need for a reinstated ferry service to the wharf. It is also important to note that the construction of WestConnex and other nearby State Government Projects (eg The Bays Precinct and Western Harbour Tunnel) has the potential to significantly increase congestion on the adjacent road network and correspondingly reducing access to and from the Balmain Peninsula.

In order to reduce private car dependency across the peninsula it is essential that all opportunities to provide comprehensive, integrated public transport solutions should be pursued.

With *Nutrimetics* residents moving in, the existing demand from the Elliott Street public housing estate and the impact of the construction of WestConnex and other state government projects, it is essential that additional public transport alternatives be provided for Balmain's residents and workforce.

The reinstating of regular scheduled ferry services to Balmain West is considered be an important initial step towards this.

ATTACHMENTS

Nil.

Item 25

Item No: C0618 Item 25

Subject: NOTICE OF MOTION: SUPPORTING THE WELCOME CHOIR

From: The Mayor, Councillor Darcy Byrne

MOTION:

THAT Council:

1. **Requests the Group Manager of Community and Cultural Services to report on how a partnership between Council and the Welcome Choir could operate to assist the Choir to expand across the Inner West Local Government Area;**
2. **Officers advise the Welcome Choir of the Community Grants Program currently open for application and invite Choir representatives to Grants Information and Assistance sessions; and**
3. **Promote participation in the Welcome Choir to the Inner West community through all regular Council communications channels including community development networks**

Background

The Welcome Choir is a fantastic local choir doing great things in to connect marginalized people in our community.

They are an all-ages choir group based in Newtown that encourages all people, regardless of their singing ability, to 'step out of the shower' and join in a group rehearsal and performance.

Each month they gather at a local pub to learn and perform an arrangement of popular songs and their only requirement is a $10 participation fee, in order to cover costs.

They are creating a safe place for people from diverse backgrounds to benefit from participation in music, with an aim to break down barriers and help people to connect.

The Choir have expressed an interest in forming a partnership with Council to help them expand across the Inner West Council LGA. Council should support an expression of interest process to investigate pubs across the Inner West LGA with an interest in hosting Choir events.

The Welcome Choir are particularly interested in engaging with vulnerable and disadvantaged groups and individuals, with a continuation of their established pub events and possibly larger scale events with pro bono contributions from established artists (to be negotiated by the Choir).

The Choir are interested in receiving advice and assistance from Council in attracting disadvantaged people to participate in their program.

This partnership would support Council's efforts to promote social inclusion and connected communities.

Council's Grants program supports the community's ingenuity and capabilities to promote wellbeing, social justice, sustainability, creativity, heritage and social inclusion. These grants are currently open for application.

Officer's Comments:

Comment from Group Manager Community Services and Culture:

Staff time to write this report:

- 5 days to meet with group, draft the partnership model, and write report to Council; and
- Cost: $2000 staff time for developing partnership model, establishing promotion mechanisms and reporting to Council.

ATTACHMENTS

Nil.

Item 26

Item No: C0618 Item 26

Subject: NOTICE OF MOTION: IMPROVING CYCLIST AND PEDESTRIAN SAFETY ON STATE ROADS IN THE INNER WEST LGA.

From: Councillor Marghanita Da Cruz

MOTION:

THAT:

1. The Mayor write to NSW Minister for Roads and Maritime Services noting the announcement of funding to increase liveability and safety in urban communities through infrastructure safety upgrades for pedestrians, cyclists and other road users and requesting improvements on State Roads through Residential, Educational, Child Care, Recreational and High Pedestrian Activity locations in the Inner West LGA.

In particular a reduction in the motor vehicle speeds and improvements in pedestrian and cyclist safety including the reduction of motor vehicle speeds on State Roads in the LGA in particular the following:

a) The City West Link;

b) James Street/Darley Road; at Norton Street; at Balmain Road and Catherine Street and the Crescent on City West Link;

c) Victoria Road and in particular at the crossings at Robert Street, Evans Street and Darling Street, Rozelle;

d) James St, Darley Road, Foster and Tebbutt Street, Leichhardt including saf crossing points;

e) Liverpool Road from Elizabeth Street to Frederick Street, Ashfield;

f) Frederick Street, Ashfield;

g) Johnston Street, Annandale in particular at Parramatta Road, Booth Street, the Crescent, Annandale Public, Annandale North Public School and Collins Street;

h) The Crescent, Annandale including intersection with City West Link and Johnston Street; and

i) The major public transport corridor on Parramatta Road from Mallet Street, Annandale to Croydon Road, Croydon.

2. Further that the GM request the RMS to carry out an audit of roadside noise and air pollution at the above locations.

Background

The Inner West LGA has a number of very busy state roads pass through our neighbourhoods. Schools and Childcare, Business Precincts and Restaurants are located on these roads making them busy pedestrian precincts and increasingly popular cycling locations.

The NSW Government gave approval to Westconnex Stage 3 in April. This approval

included the marshalling of trucks at Whites Bay. The plan involves trucks travelling along City West Link, Parramatta Road and Johnston Street. Westconnex will also induce more traffic on these roads.
The government is also investigating establishing a major construction materials port at Glebe Island, which will also generate truck movements on these urban roads.
"Reductions in the urban speed limit from 60km/h to 50km/h reduced crashes by 25 per cent and injuries by 22 per cent". "Reasonable speed limits were 30km/h in residential areas, it suggested. In other areas where there were intersections and a high risk of side collisions, 50km/h was appropriate". - Yes, speed really does kill, says global road safety review, 9 April 2018"

https://www.smh.com.au/national/yes-speed-really-does-kill-says-global-road-safetyreview-20180404-p4z7t1.html

On 10 June 2018 the NSW Government has announced it will spend "$180 million to increase liveability and safety in urban communities through infrastructure safety upgrades for pedestrians, cyclists and other road users" - NSW Budget 2018: A record boost to deliver safer roads, 10 Jun 2018, https://www.transport.nsw.gov.au/news-and-events/mediareleases/nsw-budget-2018-a-record-boost-to-deliver-safer-roads

Further, to improve the safety of people in our urban places, the NSW Government has said it will:

"Install traffic calming, pedestrian refuges and crossings in busy urban places across NSW, to improve pedestrian and bicycle rider safety, and reduce casualty crashes.
Partner with local government to expand 40km/h in high pedestrian activity and local areas to reduce crashes and protect pedestrians. Explore options to accelerate safety upgrades at intersections through the Safer Roads Program, including:

• Works that deliver safer and more controlled vehicle turning to reduce the risk of dangerous side impact crashes, especially in locations with older and vulnerable road users;
• An expanded pedestrian protection (green on green removal) program and ongoing review of new technology and signal changes for safer pedestrian and bicycle rider movement;
• Raised intersection platforms, profile treatments, and innovative roundabout designs at more urban intersections to reduce serious injuries.

Maximise safety integration in bicycle network programs to facilitate safer movement, provide separation from other traffic, where appropriate, and manage vehicle speeds."
Source: Liveable and safe urban communities;

http://www.towardszero.nsw.gov.au/roadsafetyplan.

Officer's Comments:

Comment from Group Manager Footpaths, Roads, Traffic and Stormwater:

The cost of preparing these letters is $150 of staff time.

ATTACHMENTS

Nil.

Item 27

Item No: **C0618 Item 27**

Subject: **QUESTION ON NOTICE: STAFFING MATTERS**

From: **Councillor Rochelle Porteous**

Comment by the General Manager:

A response to all questions will be provided by June 2018.

Questions:

Outdoor staff:

How many of the current outdoor staff at Inner West Council are on fixed contracts?

Answer:

None.

Redundancies and resignations:

How many staff have left their employment through early retirement, resignation or redundancy in the Inner West Council since May 12 2016?

Answer:

We cannot determine if staff have left as a reason of early retirement. The number of staff who have resigned since May 12 2016 is 251. The number of staff who have taken voluntary redundancy since May 12 2016 is 49.

ATTACHMENTS

Nil.

Item No: **C0618 Item 28**

Subject: **TENDER T 14-18 - INTERNAL AUDIT SERVICES**

Prepared By: Adam Vine - Executive Manager Enterprise Risk

Authorised By: Michael Tzimoulas - Deputy General Manager Chief Financial and Administration Officer

SUMMARY

Council is seeking to award a contract for the provision of Internal Audit Services, consistent with the procurement process under EOI 01-18 (Stage 1) and T 14-18 (Stage 2). The provision of services is for a maximum four-year contract period, subject to annual performance reviews.

RECOMMENDATION

THAT:

1. **Council moves into closed session to deal with this matter as the information contained in CONFIDENTIAL ATTACHMENT 1 of this report are classified as confidential under the provisions of Section 10A (2) (c) and (d (i)) of the Local Government Act 1993 for the following reasons:**

   a. **information that would, if disclosed, confer a commercial advantage on a person with whom the council is conducting (or proposes to conduct) business;**

   b. **Commercial information of a confidential nature that would, if disclosed prejudice the commercial position of the person who supplied it.**

And in accordance with Sections 10A (4) of the Local Government Act 1993, that the Chairperson allow members of the public to make representations as to whether this part of the meeting should be closed.

2. **That the recommendations contained within the CONFIDENTIAL ATTACHMENT 1 (Tender Evaluation Report) be adopted.**

BACKGROUND

Inner West Council had previously sourced Internal Audit ("IA") services through SSROC. With the amalgamation of 3 councils into a larger Inner West Council it appeared necessary to review the Internal Audit program and capability and seek to establish a relationship with a reputable IA Services firm that would provide a high quality service, a depth of audit experience and capability, and access to specialist commercial and business improvement areas.

On this basis, it was deemed appropriate that an annual budget allocation of approximately $250k per annum be set aside for this service. Accordingly, it was identified that a tender process was required. A two-stage (REOI – RFT) procurement process was selected as it provided an opportunity to test the market in the first (EOI) stage, and then work closely with those selected to proceed to the second stage (selective RFT) to examine their key strengths and personnel.

The term of the contract is for a period of up to 4 years – based on annual performance reviews using key performance indicators that were set out in the REOI.

Item 28

The first stage Request for Expression of Interest (EOI 01-18) documentation was released to the open market in February 2018. Advertisements for the REOI were placed in the Local Government Tenders section of the Sydney Morning Herald and Wentworth Courier.

Nine responses were received, and evaluated in accordance with the criteria set out in the REOI. From this process, four respondents were selected to proceed to the second stage.

The second stage Selective Request for Tender (T 14-18) was released to the four respondents on 1 May 2018, and the tender closed on 30 May 2018. All responses were evaluated strictly in accordance with Council's Purchasing Policy, Procedures (including the Procurement Manual) and the Tender Evaluation Plan, and in compliance with the provisions of the Local Government Act 1993 and Tendering Regulation 2005. The Chair of the Audit Risk and Improvement Committee was invited and accepted to participate in the evaluation process, as an independent observer.

The score given for Stage 1 (EOI) and Stage 2 (RFT) was then combined for each respondent, to give their total weighted score/rank. The TEC then considered the final weighted scores, and also the reference checks performed, to inform and validate their final collective position.

The attached Tender Evaluation Report sets out the evaluation process in detail, and the detailed findings and assessment undertaken by the Tender Evaluation Committee. The Committee was unanimous in their collective findings and recommendations.

The ARIC was also invited to comment on the process undertaken, to provide Council some assurance that it was robust, fair and effective.

FINANCIAL IMPLICATIONS

The contract amount was specifically set out in the REOI at $250,000.00 per annum (excluding GST). This is budgeted to be indexed to CPI annually. Therefore, if the full 4-year term of the contract is realised, the contract amount is expected to be approximately $1,000,000.00 ex GST and CPI.

The Draft Operational Plan (on exhibition and due for Council adoption at the 26 June Meeting) includes this budget allocation.

OTHER STAFF COMMENTS

The tender process undertaken involved considerable involvement and input from the Executive Team, Policy & Risk Services, Procurement and Legal.

PUBLIC CONSULTATION

Not applicable.

ATTACHMENTS

1. T 14-18 - Internal Audit Services - Tender Evaluation Report - *Confidential*