

INNER WEST COUNCIL

ATTACHMENTS

for

BUSINESS PAPER

6.30PM, TUESDAY, 14 MAY, 2019

ITEM **Page**

Item 1 Public exhibition of draft Operational Plan and Budget 2019/20, draft Fees and Charges 2019/20, draft updated Long-Term Financial Plan 2019-29 and draft revised Delivery Program 2018-22

Attachment 1: Draft Operational Plan and Budget 2019/2**0** **2**

Attachment 2: Draft Fees and Charges 2019/20 **64**

Attachment 4: Draft updated Long Term Financial Plan 2019-29 **166**

Attachment 5: Draft revised Delivery Program 2018-22 **194**

Item 4 2018/19 Third Quater Budget Review

Attachment 2**:** Fees and Charges **240**



Operational Plan and Budget

FY2019/20

Draft April 2019

INNER WEST COUNCIL

Aboriginal and Torres Strait Islander Statement

Inner West Council acknowledges the Gadigal and Wangal peoples of the Eora Nation, who are the traditional custodians of the lands in which the Inner West local government area (LGA) is situated.

We celebrate the survival of Aboriginal and Torres Strait Islander cultures, heritage, beliefs and their relationship with the land and water. We acknowledge the continuing importance of this relationship to Aboriginal and Torres Strait Islander peoples living today, despite the devastating impacts of European invasion. We express our sorrow for past injustices and support the rights of Aboriginal and Torres Strait Islanders to self determination.

Inner West Council understands our responsibilities and role in working with the Aboriginal community to promote cultural heritage and history, address areas of disadvantage, and protect and preserve the environment as well as sites of significance to Aboriginal peoples. In doing so, we acknowledge that Aboriginal cultures continue to strengthen and enrich our community.

Today, diverse groups of Aboriginal and Torres Strait Islander peoples live and work across the Inner West Council area. We admire the resilience displayed in their significant achievements and in making immense contributions to both Council and the broader community.

Inner West Council is committed to embedding the values and perspectives of the Aboriginal and Torres Strait Islander communities to ensure we learn from the mistakes of our past and forge a positive future of long-lasting value built on mutual respect, equality and opportunity.

Abbreviations

These abbreviations are used in this document:

Abbreviation	Full term or explanation
CSP	Community Strategic Plan – *Our Inner West 2036*
DP	Delivery Program
EFT	Equivalent full-time positions
LEP	Local Environmental Plan
DCP	Development Control Plan
KPI	Key Performance Indicator
LGBTIQ	Lesbian, gay, bisexual, transgender, intersex and queer
OP and B	Operational Plan and Budget

Contents

Contents 1
Introduction 2
About the Inner West 2
About Inner West Council 3
Integrated planning and reporting 4
Budget FY2019/20 (Statement of Revenue Policy) 5
Key drivers and context 5
Resource commitments 5
Income and expenditure 6
Statement of financial position at 30 June 2020 7
Cash flow 8
Loan borrowing 9
Four year capital program by service area 9
Rates FY2019/20 overview 10
Rating tables FY2019/20 11
Domestic waste management charges 13
Stormwater management services charges 15
Operational Plan FY2019/20 16
Reading the Operational Plan 16
Reporting on the Operational Plan 17
Aquatic Services 18
Children and Family Services 20
Community Events 22
Community Services and Culture 24
Development Assessment 28
Environment and Sustainability 30
Footpaths, Roads, Traffic and Stormwater 33
Library and History Services 36
Regulatory Services 39
Resource Recovery 41
Strategic Planning 44
Trees, Parks and Streetscapes 47
Corporate Support Services 51
Have your say on this document 59

Introduction

About the Inner West

The Inner West local government area (LGA) has an estimated resident population of 192,030 people. The area spans 36km² from the banks of Parramatta River at Birchgrove in the north east, to the Cooks River at Dulwich Hill in the south west.

The Gadigal-Wangal Peoples of the Eora Nation are the traditional custodians of this land. It is a unique area with a special beauty that comes from natural and built environments, and a rich cultural heritage. The people of the Inner West take great pride in their community and have a strong identity.

The Inner West Council area is split into five wards. Detailed ward maps can be viewed at www.innerwest.nsw.gov.au and at Council's three customer service centres.

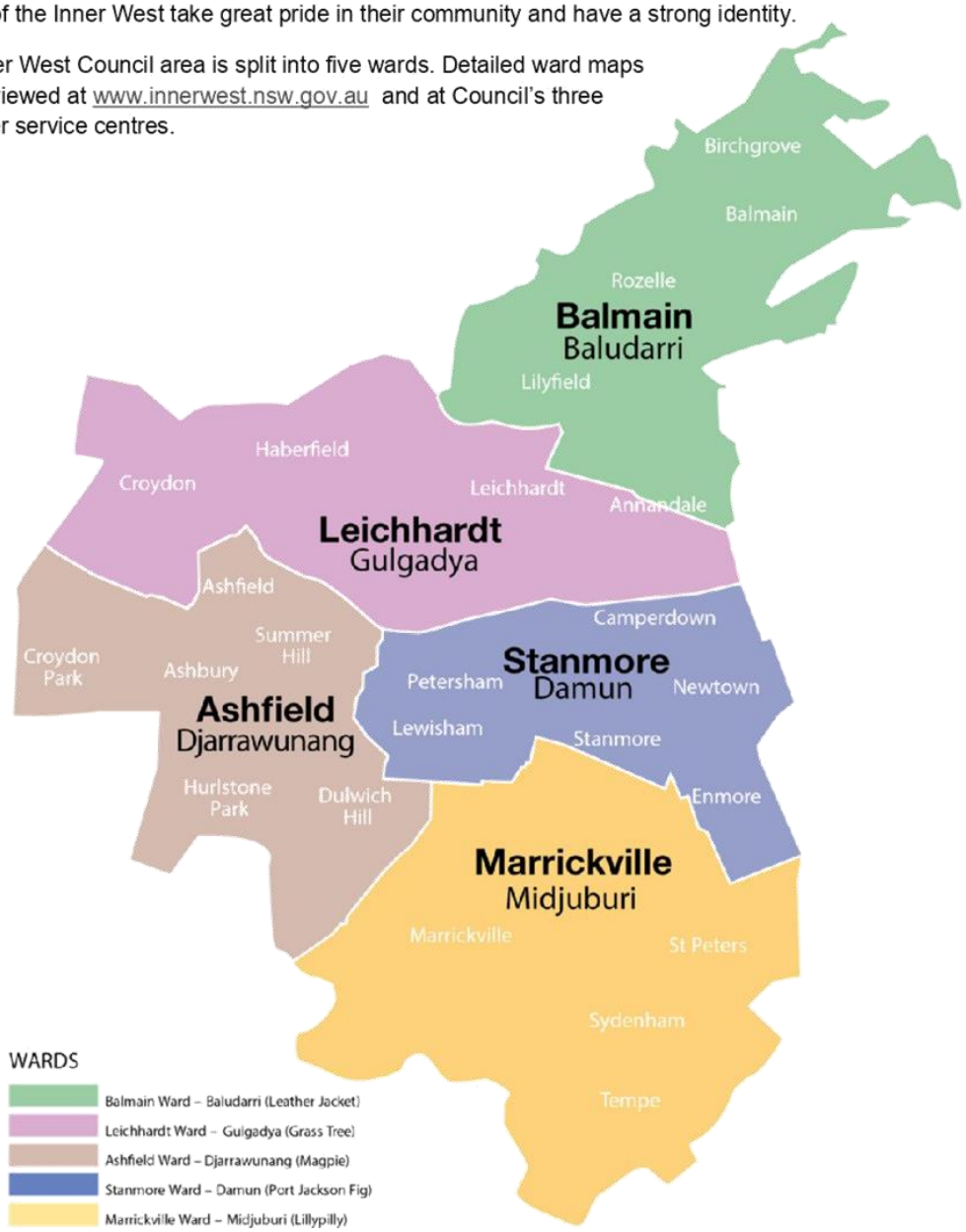

About Inner West Council

Inner West Council provides a diverse range of services to the community, including the management of waste services, oversight of planning and assessing development applications, maintaining parks and reserves, childcare services, engineering, library services, festivals and events, arts and culture, and providing sustainable environment services.

Council also contributes to the health and wellbeing of the community by providing information and services for young people, older people, people with a disability and people from culturally and linguistically diverse backgrounds.

Inner West Council employs over 1,200 staff across 16 service units, displayed in the chart below.

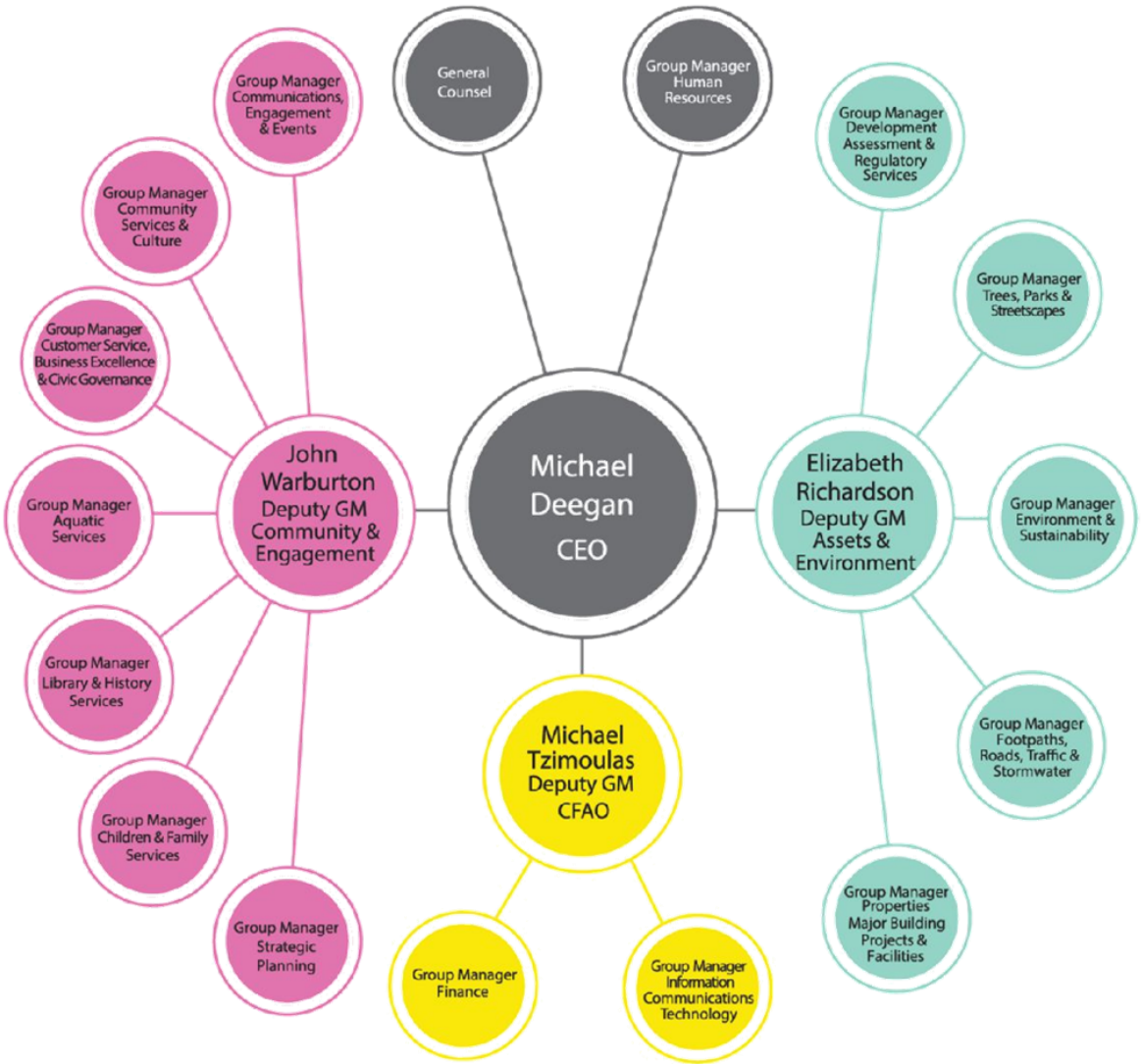

Integrated planning and reporting

The Operational Plan and Budget is part of the process of Integrated Planning and Reporting (IP&R). This process is led by the NSW Government and provides a framework for all councils in NSW to plan, deliver and monitor services for our community.

The key elements of the framework are structured in Inner West as follows:

1. *Our Inner West 2036* – Community Strategic Plan (CSP). This plan identifies the community Inner West aspires to be by 2036.

2. *Delivery Program 2018-22* – the four year Council plan which outlines its commitment to achieving the outcomes and strategies of the CSP. It sets out the initiatives that Council will undertake during its four year term of office.

3. ***Operational Plan and Budget 2019/20*** – outlines the detailed annual actions and planned expenditure that Council will undertake to work towards the community vision.

4. *Resourcing Strategy* – sits alongside the CSP, DP, and Operational Plan to support and resource our long term commitment. The Resourcing Strategy consists of four key components:
   - Long Term Financial Plan
   - Asset Management Strategy and Plan
   - Information and Communications Technology (ICT) Strategy
   - Workforce Management Strategy

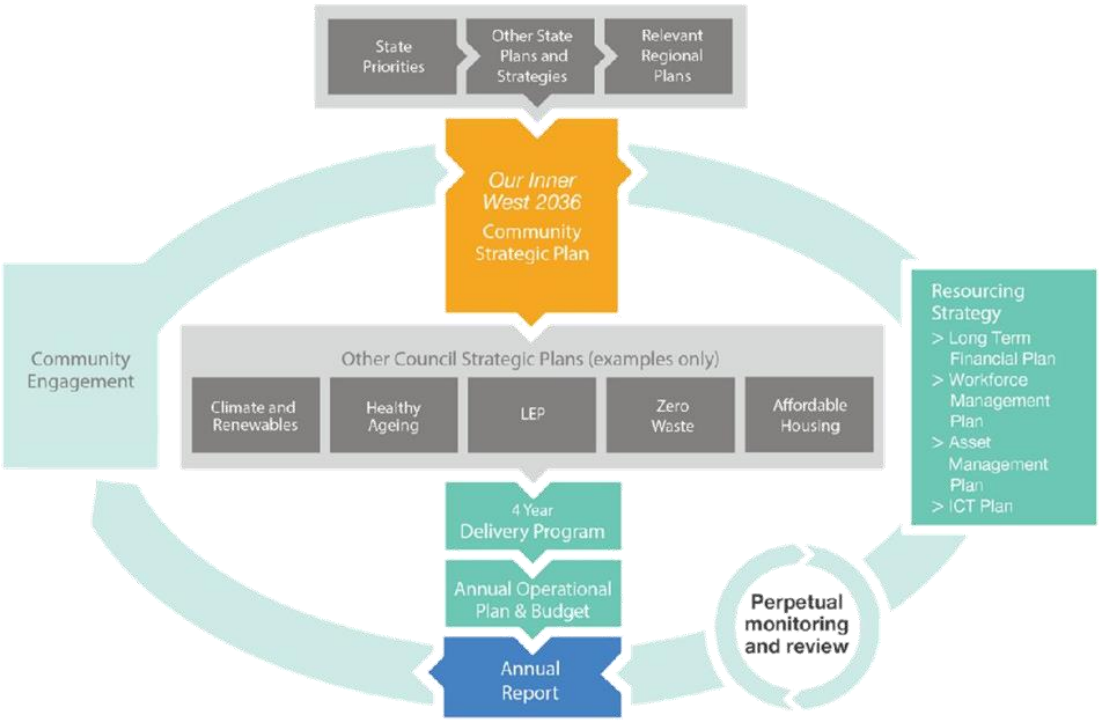

Budget FY2019/20
(Statement of Revenue Policy)

Key drivers and context

The 2019/20 budget is Inner West's third integrated budget. It has been built on the premise that existing service levels will be maintained, and has been developed in tandem with Inner West's Community Strategic Plan. It also includes a four year capital works program that sees a number of large scale projects commencing during the financial year.

Key drivers of the budget include:

- 2.7% IPART approved rate peg in accordance with the Local Government Act for the financial year.
- A 3.6% weighted average Domestic Waste Management increase due to the alignment of the former councils' level of service to the community – Ashfield 9.3%, Leichhardt 3.4% and Marrickville 0.0%. The increase in Ashfield particularly reflects the provision of a new standardised organics (green bin) service throughout that part of the LGA.
- Consolidation of statutory and similar Fees and Charges is a work in progress with a view to have a complete consolidation in line with service reviews.
- Increase of salaries and wages by 2.5% as an anticipated award increase.
- Development of service unit structures allowing transparent service unit reporting, including overhead allocation.
- Including adequate budget for the maintenance of Council facilities under its control.
- The implementation of a transparent, four year capital works program focused on capacity to reduce Council's backlog.
- The segregation of funds to ensure footpaths, roads, stormwater and other key assets are renewed at the appropriate time in their lifecycle.

Applying these drivers to the 2019/20 budget has resulted in Council's projected financial position to run at an accounting operating deficit (excluding capital grants) of approximately $18.8 million. This is mainly driven by the focus on allocating funds to ensure 100% of Council assets are renewed at the appropriate time according to the asset management plans, increased focus in managing Council facilities and reinstating them to satisfactory standards including compliance with legislations and the closure of Ashfield Aquatic Centre for redevelopment, to reopen in late 2021.

Council will need to focus on reviewing its services and deliverables over the next few years to reduce the current spending deficit to a balanced budget. The budget is fully funded.

The budgeted Financial Statements and Revenue Policy outlines Inner West Council's methodology for forecasting budgetary performance and how Council will levy some of its primary sources of revenue for the 2019/20 financial year.

Resource commitments

The Operational Plan and Budget 2019/20 reflects the following resourcing commitments:

- Council business will continue as usual, with pre-amalgamation service levels maintained and with these service levels harmonised over time
- Efficiencies and increased revenue opportunities will be maintained
- The infrastructure renewal program will be maintained
- There will be no forced redundancy of staff.

Attachment 1

Income and expenditure

Operating budget – Inner West Council	2018/19 ($'000)	2019/20 ($'000)	2020/21 ($'000)	2021/22 ($'000)	2022/23 ($'000)
Income from Continuing Operations					
Domestic Waste Charge	39,477	40,637	41,354	42,430	43,326
General Revenue	188,842	122,001	123,521	126,862	130,293
User Charges & Fees	42,962	44,648	49,351	51,996	54,056
Interest Income	5,167	5,277	5,389	5,503	5,620
Other Income	25,730	26,291	25,859	26,204	26,807
Profit or (Loss) on Disposal	182	(70)	(425)	(78)	(451)
Total Income from Continuing Operations	**232,361**	**238,785**	**245,049**	**252,918**	**259,651**
Expenses from Continuing Operations					
Employee Costs	124,376	134,750	140,857	144,663	146,409
Borrowing Costs	1,443	1,969	1,737	1,582	1,456
Materials & Contracts	61,575	64,173	64,787	64,618	69,084
Other Expenses	34,983	34,200	35,468	35,701	36,652
Depreciation & Amortisation	31,647	33,080	34,378	35,116	35,707
Total Expenses from Continuing Operations	**254,024**	**268,172**	**277,227**	**281,681**	**289,308**
Total Surplus/(Deficit) before Funding	**(21,663)**	**(29,387)**	**(32,178)**	**(28,763)**	**(29,657)**
Operating Grants & Contributions					
Operating Grants	**8,891**	**10,620**	**10,568**	**10,719**	**10,875**
Total Surplus/(Deficit) after Operating Grants	**(12,772)**	**(18,767)**	**(21,610)**	**(18,043)**	**(18,782)**
Funding Contributions & Overhead Allocations					
Capital Grants & Contributions	18,830	36,819	38,131	19,177	14,741
Overhead Allocation	-	-	-	-	-
Funding from/(to) Restricted Funds	54,280	(11,915)	(2,082)	(12,729)	(14,457)
Funding from/(to) General Funds including Rates	15,621	73,398	39,060	33,157	30,744
Total Surplus/(Deficit) after Capital Grants, Contributions & Funding	**75,958**	**79,535**	**53,499**	**21,562**	**12,245**
Less Non-Cash Items					
Non-Cash	-	36,580	37,878	38,616	39,207
Total Surplus/(Deficit) after Non-Cash Items	**75,958**	**116,115**	**91,377**	**60,178**	**51,452**
Capital Works					
Capital Works	75,958	116,115	91,377	60,178	51,452
Total Surplus/(Deficit) after Capital Works	**0**	**(0)**	**0**	**(0)**	**(0)**

Statement of financial position at 30 June 2020

Draft Budget Balance Sheet	2019/20 ($'000)	2020/21 ($'000)	2021/22 ($'000)	2022/23 ($'000)
ASSETS				
Current assets				
Cash and cash equivalents	24,580	2,650	2,563	3,300
Investments	133,913	121,381	101,041	84,017
Receivables	16,799	16,967	17,137	17,308
Inventories	180	181	182	182
Other	-	-	-	-
Non-current assets classified as 'held for sale'	-	-	-	-
Total current assets	**175,471**	**141,179**	**120,921**	**104,808**
Non-current assets				
Investments	31,790	31,790	31,790	31,790
Receivables	19,092	17,692	21,629	20,126
Inventories	-	-	-	-
Infrastructure, property, plant and equipment	2,277,016	2,330,433	2,352,606	2,365,900
Investments accounted for using the equity method	-	-	-	-
Investment property	10,785	5,991	-	-
Intangible assets	-	-	-	-
Non-current assets classified as 'held for sale'	-	-	-	-
Other	-	-	-	-
Total non-current assets	**2,338,682**	**2,385,907**	**2,406,025**	**2,417,816**
TOTAL ASSETS	**2,514,154**	**2,527,086**	**2,526,947**	**2,522,624**
LIABILITIES				
Current liabilities				
Payables	30,814	31,122	31,434	31,748
Income received in advance	-	-	-	-
Borrowings	5,066	3,581	2,888	2,451
Provisions	29,310	30,043	30,794	31,564
Liabilities associated with assets classified as 'held for sale'	-	-	-	-
Total current liabilities	**65,190**	**64,747**	**65,116**	**65,763**
Non-current liabilities				
Payables	-	-	-	-
Income received in advance	-	-	-	-
Borrowings	39,485	34,419	30,838	27,949
Provisions	2,184	2,206	2,228	2,250
Investments accounted for using the equity method	-	-	-	-
Liabilities associated with assets classified as 'held for sale'	-	-	-	-
Total non-current liabilities	**41,669**	**36,625**	**33,066**	**30,200**
TOTAL LIABILITIES	**106,859**	**101,372**	**98,181**	**95,963**
Net assets	**2,407,295**	**2,425,714**	**2,428,766**	**2,426,661**
EQUITY				
Retained earnings	2,217,420	2,233,941	2,235,075	2,231,033
Revaluation reserves	189,874	191,773	193,691	195,628
Council equity interest	**2,407,295**	**2,425,714**	**2,428,766**	**2,426,661**
TOTAL EQUITY	**2,407,295**	**2,425,714**	**2,428,766**	**2,426,661**

Cash flow

Forecast Statement of Cash Flow	2019/20 ($'000)	2020/21 ($'000)	2021/22 ($'000)	2022/23 ($'000)
Cash flow from Operating Activities				
Receipts				
Rates & Annual Charges	162,638	164,875	169,292	173,619
User Charges & Fees	44,648	49,351	51,996	54,056
Investment & Interest Income	5,277	5,389	5,503	5,620
Operating Grants	10,620	10,568	10,719	10,875
Capital Grants and Contributions	36,819	38,131	19,177	14,741
Other	26,291	25,859	26,204	26,807
Payments				
Employee Benefits & On-Costs	(134,750)	(140,857)	(144,663)	(146,409)
Materials & Contracts	(64,173)	(64,787)	(64,618)	(69,084)
Borrowing Costs	(1,969)	(1,737)	(1,582)	(1,456)
Other Expenses	(34,200)	(35,468)	(35,701)	(36,652)
Net Cash provided (or used in) Operating Activities	**51,201**	**51,324**	**36,327**	**32,117**
Cash flow from Investing Activities				
Receipts				
Sale of Investment Securities	271,859	274,577	277,323	280,096
Sale of Infrastructure, Property, Plant & Equipment	(70)	(425)	(78)	(451)
Payments				
Purchase of Investment Securities	(223,320)	(260,590)	(277,568)	(277,845)
Purchase of Infrastructure, Property, Plant & Equipment	(111,049)	(87,795)	(57,290)	(49,001)
Net Cash provided (or used in) Investing Activities	**(62,579)**	**(74,233)**	**(57,612)**	**(47,201)**
Cash flow from Financing Activities				
Receipts				
Proceeds from Borrowing & Advances	-	-	-	-
Payments				
Payments from Borrowing & Advances	(5,066)	(3,581)	(2,888)	(2,451)
Net Cash provided (or used in) Financing Activities	**(5,066)**	**(3,581)**	**(2,888)**	**(2,451)**
Net Increase/(Decrease) in Cash & Cash Equivalents	**(16,444)**	**(26,490)**	**(24,173)**	**(17,535)**
Plus Cash & Cash Equivalents – beginning of year	41,023	24,580	(1,911)	(26,084)
Cash & Cash Equivalents – end of year	**24,580**	**(1,911)**	**(26,084)**	**(43,619)**
Plus Investments on hand – end of year	165,703	153,172	132,831	115,807
Total Cash & Cash Equivalents & Investments	**190,283**	**151,261**	**106,747**	**72,188**

Loan borrowing

Council will borrow $40,047,146 to redevelop Ashfield Aquatic Centre. Council has applied for a loan via NSW Treasury TCorp organisation that provides funding opportunities for local government and other State agencies. These borrowings will be repaid from rate income raised via the Ashfield Special Rate Variation to Council's rate income over a 20 year period during which the loans will be repaid.

Council has principal outstanding on its loan borrowings of $13.3 million as at 30 June 2018. Council's Debt Service Cover ratio, which measures the availability of operating cash to service debt including interest and principal repayments, is forecast at 2.32 to 1 at the end of 2019/20. This is well above the Office of Local Government's benchmark of 2 to 1.

Four year capital program by service area

Capital Program	2019/20 ($'000)	2020/21 ($'000)	2021/22 ($'000)	2022/23 ($'000)
Aquatic Services	36,038	5,917	200	200
Children and Family Services	476	410	350	479
Community Services	2,102	1,196	2,561	2,355
Corporate Support Services*	18,022	18,874	18,710	15,748
Environment and Sustainability	-	-	-	-
Footpaths, Roads, Traffic and Stormwater	28,227	34,473	23,103	22,026
Library and History Services	8,439	4,803	413	77
Trees, Parks and Streetscapes	22,809	25,704	14,841	10,568
Total	**116,115**	**91,377**	**60,178**	**51,452**
Funding Sources				
Operating Grants & Contributions	1,457	1,457	1,457	1,457
Capital Grants & Contributions	26,300	28,145	8,001	3,613
Sale of Assets	3,430	3,075	3,422	2,999
Restricted Developer Contributions	9,420	15,917	9,998	8,398
Restricted Capital	13,796	8,008	7,018	7,154
Working Funds	61,711	34,774	30,281	27,831
Total	**116,115**	**91,377**	**60,178**	**51,452**

*Internally facing services and their budgets are considered corporate overheads, which are displayed as a combined 'Corporate Support Services' section in this document. A detailed list of which areas this includes can be found on page 16.

Rates FY2019/20 overview

About the rates

Since 1977, certain Council revenues (known as general income) have been regulated in NSW under an arrangement known as rate pegging. Rate pegging limits the amount which councils can increase their general income. General revenue mainly comprises rates revenue, but also includes certain annual charges. It excludes stormwater and waste charges, and water and sewerage charges.

The rates for the 2019/20 financial year are set in accordance with the Local Government Act and have been increased in accordance with the Independent Pricing and Regulatory Tribunal (IPART) determination. The maximum rates increase determined by IPART for 2019/20 is 2.7%.
Council's rating maps are available to view at www.innerwest.nsw.gov.au.

Rates path freeze

As a condition on amalgamation, the three former councils were required by legislation to maintain their existing rating structures for a period of 4 years after the amalgamation. This is called the "rates path freeze". In July 2020, the Inner West will be required by legislation to implement one rating structure across all of the Inner West.

Rates valuations and rating mix

During the 2016/17 financial year the NSW Valuer General performed a land revaluation for all Inner West properties. It is these same valuations that are being used for the calculation of the rates for the 2019/20 year.

The rating category mix for each constituent Council has remained the same for the 2019/20 financial year.

Rebates and hardship

Starting from 1 July 2018 all eligible pensioners, no matter where they live in the Inner West local government area, will receive an additional rebate for their domestic waste and stormwater charges. This is subject to being a resident owner for 10 years or more.

The above policy is no change for residents of the former Leichhardt, however, for eligible pensioners in the former Ashfield & Marrickville (who were already receiving a pensioner discount) the old pensioner discounts will continue until they meet the 10 year resident owner criteria.

Council recognises that due to exceptional circumstances, ratepayers may at times encounter difficulty in paying their annual rates and charges. Council has a Hardship Policy that provides a framework for providing relief to any ratepayers who are suffering genuine financial hardship.

Interest on overdue rates

Council must set the interest payable on overdue rates and charges for 2019/20 in accordance with the Section 566(3) of the Local Government Act 1993.

The Minister for Local Government has determined the maximum rate of interest payable on overdue rates and charges for the 2019/20 financial year to be 7.5%.

Special levies will continue to be collected as a part of each former council's rate calculations. These are included in the rating tables on the following pages.

Rating tables FY2019/20

Former Ashfield LGA rating table

Rate Charge by property type	No. of properties	Land Values *	Rate in the Dollar	Yield
Residential – ad valorem	15,961	11,277,094,532	0.00100768	$11,363,703
Residential - Base Amount (50%)	15,961		714	$11,396,154
Business General	622	1,093,010,660	0.0041374	$4,522,222
Business Minimum	128	9,599,248	799	$102,272
Mixed Development - Residential – ad valorem	98	42,269,250	0.00100768	$42,594
Mixed Development - Residential - Base Amount (50%)	98		714	$69,972
Mixed Development Business	98	69,927,650	0.0041374	$289,319
Subtotal	**16,809**	**12,491,901,440**		**$27,786,235**
Special Rate - Environmental Levy – ad valorem	16,809	12,491,901,440	0.00001071	$133,788
Special Rate - Environmental Levy - Base Amount (50%)	16,809		$8.05	$135,312
Subtotal	**16,809**	**12,491,901,440**		**$269,101**
Grand Total				**$28,055,336**

Former Leichhardt LGA rating table

Rate Charge by property type	No. of properties	Land Values *	Rate in the Dollar	Yield
Residential - ad valorem	17,022	18,079,189,825	0.001488	$26,901,835
Residential - Minimum	6,581	1,551,311,853	$669.00	$4,402,689
Business - ad valorem	1,666	1,944,585,966	0.00668	$12,989,834
Business - Minimum	139	1,077,345	$669.00	$92,991
Total	**25,408**	**21,582,164,989**		**$44,387,350**

Former Marrickville LGA rating table

Rate Charge by property type	No. of properties	Land Values *	Rate in the Dollar	Yield
Residential – ad valorem	18,959	17,976,691,228	0.0012087	$21,728,427
Residential - Minimum	13,655	3,314,755,391	$692.10	$9,450,626
Business General	1,930	2,251,934,370	0.00361993	$8,151,845
Business Ind - Marrickville	963	943,289,861	0.00661453	$6,239,419
Business Ind - St Peters	149	319,475,272	0.00661453	$2,113,179
Business Ind - St Peters Nth	89	110,204,580	0.00661453	$728,952
Business Ind - Camperdown	83	60,990,860	0.00661453	$403,426
Business - Marrickville Metro	1	31,900,000	0.01383973	$441,487
Business - Airport	2	5,020,000	0.01298842	$65,202
Subtotal	**35,831**	**25,014,261,562**		**$49,322,561**
Newtown Urban Centre	323	436,730,816	0.00017704	$77,319
Marrickville Urban Centre	239	293,145,257	0.0002218	$65,020
Petersham Urban Centre	76	60,135,389	0.0002073	$12,466
Dulwich Hill Urban Centre	114	120,550,836	0.00026633	$32,106
Subtotal	**752**	**910,562,298**		**$186,911**
Grand Total	**36,583**	**25,924,823,860**		**$49,509,472**

Domestic waste management charges

Council levies a Domestic Waste Management Charge under Section 496 of the Local Government Act 1993, noting that Section 504 of the Local Government Act requires that Domestic Waste charges be set so as to be self-funding, with neither profit nor subsidy being provided to or from general income.

The budget has been prepared on the basis of increasing the Domestic Waste Management Charge by an average of 3.6% for Inner West.

The charges for 2019/2020 for a yearly service for each former Council and estimated yields are detailed in the following tables.

Former Ashfield LGA domestic waste management charge

	2018/2019 charge	Increase	2019/2020 charge	Number Services	Income
Domestic Waste Management Services					
Domestic Waste A (120L weekly waste + 240L fortnightly recycling)	$387.00	$36.00	$423.00	10,226	$4,325,598
Domestic Waste B strata (120L weekly or shared 240L weekly waste + 240L fortnightly recycling)	$387.00	$36.00	$423.00	8,224	$3,478,752
Domestic Waste C non strata (120L weekly or shared 240L weekly waste + 240L fortnightly recycling)	$387.00	$36.00	$423.00	16	$6,768
Domestic Waste D (240L weekly waste + 240L fortnightly recycling)	$774.00	$36.00	$810.00	62	$50,220
Total					**$7,861,338**

Attachment 1

Former Leichhardt LGA domestic waste management charge

	2018/2019 charge	Increase	2019/2020 charge	Number Services	Income
55 Litre Bin	$428.00	$15.50	$443.50	2103	$932,681
80 Litre Bin	$454.00	$16.00	$470.00	7344	$3,451,680
120 Litre Bin	$526.00	$18.00	$544.00	13120	$7,137,280
2 x 55 Litre Bins	$526.00	$18.00	$544.00	241	$131,104
120 Litre Bin (shared between 2)	$428.00	$15.50	$443.50	19	$8,427
240 Litre Bin (shared between 2)	$526.00	$18.00	$544.00	1144	$622,336
240 Litre Bin (shared between 3)	$454.00	$16.00	$470.00	419	$196,930
240 Litre Bin (shared between 4)	$428.00	$15.50	$443.50	460	$204,010
Vacant Land / Availability	$428.00	($206.00)	$222.00	822	$182,484
Boarding House	$708.00	$24.50	$732.50	119	$87,168
Total - Domestic Waste Management Services					**$12,954,100**

Former Marrickville LGA domestic waste management charge

	2018/2019 charge	Increase	2019/2020 charge	Number Services	Income
Standard Charge	$578.50	$0.00	$578.50	32613	$18,866,620
Additional Services - Units	$578.50	$0.00	$578.50	3143	$1,818,226
Additional Services - Houses	$578.50	$0.00	$578.50	403	$233,136
Waste Service - Business Properties	$578.50	$0.00	$578.50	1219	$705,192
Additional Services - Flats	$328.50	$0.00	$328.50	166	$54,531
Additional Services - Houses	$328.50	$0.00	$328.50	395	$129,758
Waste Services - Residential Component – Mixed	$328.50	$0.00	$328.50	150	$49,275
Residential Service to a Non-Rateable Property	$578.50	$0.00	$578.50	161	$93,139
Additional Services - Non Rateable	$328.50	$0.00	$328.50	15	$4,928
Total - Domestic Waste Management Services					**$21,954,803**

Further information can be found in the Fees and Charges Schedules relating to specific services.

Stormwater management services charges

In accordance with Section 496A of the Local Government Act 1993, Council will levy a stormwater management charge on all parcels of rateable land categorised for rating purposes as "Residential" or "Business", not being vacant land, land owned by the Crown or land held under a lease for private purposes granted under the Housing Act 2001 or the Aboriginal Housing Act 1998.

There have been no changes to rates applicable in applying the Stormwater Management Charge. Council will continue to levy a Stormwater Management Charge in 2019/20.

The Act provides the following:

Table: Stormwater Management Service Charges

Rate Category	2019/20 charge
Residential - Non Strata	$25.00 per property
Residential - Strata	$12.50 per strata
Business	$25.00 per 350m² land area (or part thereof) - minimum of $5.00 per property for Business Stratas

This provides approximately $1,741,113 in income from the Stormwater Management Charge across Inner West Council.

Operational Plan FY2019/20

In 2019/20 Inner West Council will implement a range of actions that will work to achieve the four year initiatives set out in Council's four year Delivery Program. All actions and initiatives respond to the strategies identified in *Our Inner West 2036* – the Inner West Community Strategic Plan.

Each service area will continue to deliver its key responsibilities in addition to the actions required to deliver on the initiatives contained in the *Delivery Program 2018-22*.

Reading the Operational Plan

How the Plan is structured

The Operational Plan structure reflects each of Council's areas of service to the community. The actions in this document are displayed under the service area responsible for delivering them.

In this structure, internally facing services are considered corporate overheads, and these are displayed as a combined 'Corporate Support Services' section at the end of the document. The corporate overhead areas include:

- Chief Executive Officer and Deputy General Managers
- Customer Service, Business Excellence and Civic Governance
- Legal
- Human Resources
- Finance
- Information and Communications Technology
- Communications and Engagement
- Property
- Procurement
- Fleet

Understanding the content

Plans for each service area are displayed under the following headings:

Key responsibilities	The activities delivered as business as usual for the service area.
Key Performance Indicators (KPIs)	The performance indicators that the service area will use to demonstrate the delivery of their key responsibilities and initiatives.
Operating budget	The service area's budget allocation for operational activities – including income and expenditure. It includes the FY2019/20 budget, the Council's forecast position as at the December 2018 quarterly budget review against the 2018/19 budget, and budget forecasts for the four years to FY2022/23.
Capital budget	The service area's budget allocation for capital works and programs. Note, not all service areas have a capital budget.
Actions – 2019/20	The actions the service area will deliver in 2019/20 to support initiatives in the Delivery Program. Each initiative in the Delivery Program supports a strategy in the CSP. This connection is shown.

Reporting on the Operational Plan

Council publishes progress reports against the actions in the Operational Plan (and their corresponding linked initiatives from the four year Delivery Program) at least every six months.

The following diagram outlines the process for reporting against each of Council's key strategic plans and documents.



Aquatic Services

Key responsibilities

- Manage Council's service provider contracts for the two indoor recreational facilities to ensure that services and programming meet the needs of the community
- Manage the service provider contracts for Annette Kellerman Aquatic Centre and Fanny Durack Aquatic Centre to ensure that services and programming meet the needs of the community
- Manage Ashfield Aquatic Centre, Dawn Fraser Baths and Leichhardt Park Aquatic Centre to ensure services and programming meet the needs of the community.

Operating budget

Aquatic Services - Operating Budget	2018/19 ($'000)	2019/20 ($'000)	2020/21 ($'000)	2021/22 ($'000)	2022/23 ($'000)
Income from Continuing Operations					
General Revenue	-	-	-	-	-
User Charges & Fees	7,088	7,301	11,020	12,653	13,671
Other Income	1,638	1,659	1,707	1,756	1,807
Profit or (Loss) on Disposal	-	-	-	-	-
Total Income from Continuing Operations	**8,725**	**8,959**	**12,726**	**14,409**	**15,477**
Expenses from Continuing Operations					
Employee Costs	6,213	5,655	8,567	9,110	9,480
Borrowing Costs	777	1,514	1,460	1,404	1,346
Materials & Contracts	1,074	1,599	1,686	1,716	1,751
Other Expenses	1,431	1,091	2,242	2,350	2,443
Depreciation & Amortisation	1,705	2,045	2,130	2,159	2,168
Total Expenses from Continuing Operations	**11,200**	**11,905**	**16,086**	**16,738**	**17,187**
Total Surplus/(Deficit) before Funding	**(2,474)**	**(2,946)**	**(3,359)**	**(2,329)**	**(1,709)**
Operating Grants & Contributions					
Operating Grants	**-**	**-**	**-**	**-**	**-**
Total Surplus/(Deficit) after Operating Grants	**(2,474)**	**(2,946)**	**(3,359)**	**(2,329)**	**(1,709)**
Funding Contributions & Overhead Allocations					
Capital Grants & Contributions	**-**	**2,700**	**-**	**-**	**-**
Overhead Allocation	**(2,672)**	**(2,796)**	**(2,857)**	**(2,887)**	**(2,861)**
Funding from/(to) Restricted Funds	**2,874**	**2,553**	**7,545**	**4,245**	**2,161**
Funding from/(to) General Funds including Rates	**2,272**	**489**	**(1,329)**	**972**	**2,410**
Total Surplus/(Deficit) after Capital Grants, Contributions & Funding	**-**	**-**	**-**	**-**	**-**

Capital budget

Aquatic Services - Capital Program	2019/20 ($'000)	2020/21 ($'000)	2021/22 ($'000)	2022/23 ($'000)
Ashfield Aquatic Centre upgrade works	32,838	2,517	200	200
Dawn Fraser Pool upgrade works	3,200	3,400	-	-
Total	**36,038**	**5,917**	**200**	**200**

Key Performance Indicators

Key Performance Indicator	Target by 30 June 2022
Visits to Annette Kellerman Aquatic Centre, Marrickville each year	Maintain at 430,000
Visits to Fanny Durack Aquatic Centre, Petersham each year	Maintain at 55,000
Visits to Leichhardt Park Aquatic Centre each year	Maintain at 700,000
Visits to Ashfield Aquatic Centre each year	Increase after opening of new centre in 2021/22 to 475,000 from 315,000 in 2016/17
Visits to Dawn Fraser Pool each year	Maintain at 38,000
Visits to Debbie and Abbey Borgia Recreation Centre, Marrickville each year	Maintain
Visits to Robyn Webster Sports Centre, Tempe each year	Maintain

Actions – 2019/20

CSP Strategy	Delivery Program Initiative	2019/20 Action
4.3.1: Provide the facilities, spaces and programs that support wellbeing and active and healthy communities	4.3.1.2: Implement the Aquatic Services Plan	4.3.1.2.1: Implement the Aquatic Services Plan
	4.3.1.3: Upgrade Dawn Fraser Pool	4.3.1.3.1: Complete Dawn Fraser Pool upgrade
	4.3.1.4: Upgrade and re-open Ashfield Aquatic Centre	4.3.1.4.1: Continue construction phase of Ashfield Aquatic Centre Refurbishment Project

Children and Family Services

Key responsibilities

- Planning for and providing Council's Education and Care Services for families with children aged 0 to 12 years, including:
  - Long day care
  - Family day care
  - Preschool and occasional care
  - Out of school hours care

  These services operate under the National Quality Framework Bill 2010, and the Education and Care Services National Regulations.
- Supporting parents' participation in the workforce and/or society
- Supporting children with additional needs and from vulnerable and disadvantaged backgrounds

Operating budget

Children and Family Services - Operating Budget	2018/19 ($'000)	2019/20 ($'000)	2020/21 ($'000)	2021/22 ($'000)	2022/23 ($'000)
Income from Continuing Operations					
General Revenue	-	-	-	-	-
User Charges & Fees	17,499	20,432	21,045	21,676	22,326
Other Income	229	236	242	249	256
Profit or (Loss) on Disposal	-	-	-	-	-
Total Income from Continuing Operations	**17,728**	**20,667**	**21,287**	**21,925**	**22,582**
Expenses from Continuing Operations					
Employee Costs	15,091	17,628	18,150	18,687	19,240
Borrowing Costs	34	34	34	34	34
Materials & Contracts	1,464	1,898	1,936	1,974	2,014
Other Expenses	984	909	929	949	970
Depreciation & Amortisation	902	925	948	973	992
Total Expenses from Continuing Operations	**18,476**	**21,394**	**21,997**	**22,618**	**23,250**
Total Surplus/(Deficit) before Funding	**(748)**	**(727)**	**(710)**	**(693)**	**(668)**
Operating Grants & Contributions					
Operating Grants	**608**	**422**	430	439	448
Total Surplus/(Deficit) after Operating Grants	**(139)**	**(305)**	**(279)**	**(254)**	**(220)**
Funding Contributions & Overhead Allocations					
Capital Grants & Contributions	**-**	**-**	**-**	**-**	**-**
Overhead Allocation	**(9,388)**	**(9,881)**	**(10,096)**	**(10,195)**	**(10,090)**
Funding from/(to) Restricted Funds	**867**	**386**	**410**	**350**	**479**
Funding from/(to) General Funds including Rates	**8,661**	**9,800**	**9,965**	**10,099**	**9,830**
Total Surplus/(Deficit) after Capital Grants, Contributions & Funding	**-**	**-**	**-**	**-**	**-**

Capital budget

Children and Family Services - Capital Program	2019/20 ('000)	2020/21 ('000)	2021/22 ('000)	2022/23 ('000)
Capital Program Children and Family Services	476	410	350	479
Total	**476**	**410**	**350**	**479**

Key Performance Indicators

Key Performance Indicator	Target by 30 June 2022
Long Day Care utilisation	97%
Parent satisfaction with long day care service	95% satisfied
Occasional Care utilisation	85%

Actions – 2019/20

CSP Strategy	Delivery Program Initiative	2019/20 Action
4.4.3: Support children's education and care services to ensure a strong foundation for lifelong learning	4.4.3.2: Investigate changes to NSW Government funding and impact on services	4.4.3.2.1: Investigate changes to NSW Government funding and impact on services
	4.4.3.3: Implement recommendations from the Inner West Council Occasional Care review	4.4.3.3.1: Develop an Inner West Council Occasional Care Service Business Plan
	4.4.3.4: Implement recommendations from the Inner West Council Family Day Care review	4.4.3.4.1: Provide a harmonised integrated Inner West Family Day Care Service

Community Events

Part of the Communications, Engagement and Events service unit

Key responsibilities

- Organising, presenting and evaluating a program of high quality events that engage the local community in celebrations of place, culture and diversity
- Providing employment for local performing artists and arts workers

Operating budget

Community Events - Operating Budget	2018/19 ($'000)	2019/20 ($'000)	2020/21 ($'000)	2021/22 ($'000)	2022/23 ($'000)
Income from Continuing Operations					
General Revenue	-	-	-	-	-
User Charges & Fees	56	57	59	61	63
Other Income	34	34	35	36	36
Profit or (Loss) on Disposal	-	-	-	-	-
Total Income from Continuing Operations	**89**	**92**	**94**	**96**	**99**
Expenses from Continuing Operations					
Employee Costs	663	682	703	724	746
Borrowing Costs	-	-	-	-	-
Materials & Contracts	595	607	619	632	644
Other Expenses	67	68	69	71	72
Depreciation & Amortisation	-	-	-	-	-
Total Expenses from Continuing Operations	**1,324**	**1,357**	**1,391**	**1,426**	**1,462**
Total Surplus/(Deficit) before Funding	**(1,235)**	**(1,266)**	**(1,297)**	**(1,330)**	**(1,363)**
Operating Grants & Contributions					
Operating Grants	**12**	**12**	**12**	**12**	**12**
Total Surplus/(Deficit) after Operating Grants	**(1,223)**	**(1,254)**	**(1,285)**	**(1,317)**	**(1,351)**
Funding Contributions & Overhead Allocations					
Capital Grants & Contributions	**-**	**-**	**-**	**-**	**-**
Overhead Allocation	**(264)**	**(276)**	**(282)**	**(286)**	**(285)**
Funding from/(to) Restricted Funds	**-**	**-**	**-**	**-**	**-**
Funding from/(to) General Funds including Rates	**1,487**	**1,530**	**1,568**	**1,603**	**1,636**
Total Surplus/(Deficit) after Capital Grants, Contributions & Funding	**-**	**-**	**-**	**-**	**-**

Key Performance Indicators

Key Performance Indicator	Target by 30 June 2022
% of stallholders participating in Council organised events that are Inner West residents or businesses	Maintain at 80%
% of performers participating in Council organised events that are Inner West residents	Maintain at 80%

Actions – 2019/20

CSP Strategy	Delivery Program Initiative	2019/20 Action
3.1.2: Create opportunities for all members of the community to participate in arts and cultural activities	3.1.2.2: Conduct a Strategic Review of the Major Community Events Program to support a high quality program that encourages community participation	3.1.2.2.1: Roll out the updated Inner West Council Major Community Events Program

Community Services and Culture

Key responsibilities

- Providing, and working with partners on, programs and services to support and promote community wellbeing
- Developing social and cultural strategies and plans
- Initiating and managing programs that position the Inner West as a destination for excellence and innovation in the arts and culture
- Activating Council's community facilities to foster community building, participation, and social support

Operating budget

Community Services and Culture - Operating Budget	2018/19 ($'000)	2019/20 ($'000)	2020/21 ($'000)	2021/22 ($'000)	2022/23 ($'000)
Income from Continuing Operations					
General Revenue	-	-	-	-	-
User Charges & Fees	617	635	654	674	694
Other Income	125	122	124	126	129
Profit or (Loss) on Disposal	-	-	-	-	-
Total Income from Continuing Operations	**742**	**757**	**778**	**800**	**823**
Expenses from Continuing Operations					
Employee Costs	5,651	5,823	5,997	6,176	6,360
Borrowing Costs	-	-	-	-	-
Materials & Contracts	3,234	3,400	3,968	4,547	4,638
Other Expenses	1,238	1,115	1,141	1,167	1,194
Depreciation & Amortisation	1,634	1,677	1,719	1,767	1,801
Total Expenses from Continuing Operations	**11,758**	**12,014**	**12,825**	**13,656**	**13,993**
Total Surplus/(Deficit) before Funding	**(11,016)**	**(11,258)**	**(12,046)**	**(12,856)**	**(13,170)**
Operating Grants & Contributions					
Operating Grants	**1,221**	**1,168**	**1,245**	**1,325**	**1,408**
Total Surplus/(Deficit) after Operating Grants	**(9,795)**	**(10,090)**	**(10,801)**	**(11,531)**	**(11,762)**
Funding Contributions & Overhead Allocations					
Capital Grants & Contributions	**-**	**200**	**-**	**-**	**-**
Overhead Allocation	**(3,116)**	**(3,272)**	**(3,343)**	**(3,380)**	**(3,354)**
Funding from/(to) Restricted Funds	**1,828**	**1,956**	**590**	**2,461**	**905**
Funding from/(to) General Funds including Rates	**11,083**	**11,205**	**13,554**	**12,450**	**14,211**
Total Surplus/(Deficit) after Capital Grants, Contributions & Funding	**-**	**-**	**-**	**-**	**-**

Capital budget

Community Services and Culture - Capital Program	2019/20 ($'000)	2020/21 ($'000)	2021/22 ($'000)	2022/23 ($'000)
Arts Projects	131	-	-	-
Mervyn Fletcher Community Centre renewal works	600	-	-	-
Capital Program Community Services	1,371	1,196	2,561	2,355
Total	**2,102**	**1,196**	**2,561**	**2,355**

Key Performance Indicators

Key Performance Indicator	Target by 30 June 2022
% of Inner West Council social and cultural policies harmonised	95%
% of Council Grants and Fee Scale Policy implemented	100%
% of grant recipients meeting acquittal requirements	98%
Number of participants in Open Studio Trail	Maintain at 100
Number of exhibitions at Chrissie Cotter Gallery	Maintain at 25 each year
Number of seniors participating in wellbeing activities	Trending upward
Maintain threshold number of Magic Yellow Bus park visitations	5 per week
Maintain number of regular annual hirers of Council venues and facilities	120
Maintain % of regular hirers focusing on multicultural and culturally diverse activities	25%

Actions – 2019/20

CSP Strategy	Delivery Program Initiative	2019/20 Action
2.3.1: Plan and deliver public spaces that fulfil and support diverse community needs and life	2.3.1.5: Support the Creative Communities, Public Art and Place Making Framework	2.3.1.5.1: Review and integrate the three former councils' policies and procedures
		2.3.1.5.2: Deliver art in public places
		2.3.1.5.3: Deliver EDGE creative and cultural activations in five local precincts engaging businesses, practitioners, venues, and community members
2.4.3: Assist people who are homeless or sleeping rough	2.4.3.1: Implement the Inner West Homelessness Policy	2.4.3.1.1: Maintain collaborative partnerships to deliver homelessness outreach
3.2.1: Position Inner West as a place of excellence for creative industries and services and support them to thrive	3.2.1.1: Develop the Creative Inner West Economy Strategy	3.2.1.1.1: Create opportunities for all residents to participate in arts and cultural activities
3.3.1: Support business and industry to be socially and environmentally responsible	3.3.1.4: Develop and implement the Major Partners Program Policy	3.3.1.4.1: Implement Phase 1 of the Major Partners Program Policy

4.1.1: Foster inclusive communities where everyone can participate in community life	4.1.1.1: Develop the Inner West Community Wellbeing Strategy, including plans for: - Healthy ageing - LGBTIQ people - Children and youth - Multicultural	4.1.1.1.1: Scope Wellbeing Strategy
	4.1.1.2: Implement the Inner West Grants Program	4.1.1.2.1: Evaluate and improve Council's grants programs on a continuing basis
4.1.2: Embrace, celebrate, respect and value difference by building awareness and appreciation of Inner West's diversity	4.1.2.1: Develop the Inner West LGBTIQ Strategy	4.1.2.1.1: Consult, develop and deliver an annual LGBTIQ Action Plan
	4.1.2.2: Scope and activate a Pride Centre	4.1.2.2.1: Engage on model and governance for a Pride Centre
		4.1.2.2.2: Continue work to deliver Pride Centre
	4.1.2.3: Implement Multicultural Policy	4.1.2.3.1: Implement 2019/20 Multicultural Program Priorities and projects that celebrate our Multicultural community
		4.1.2.3.2: Review each community to community relationship
4.1.3: Empower and support vulnerable and disadvantaged community members to participate in community life	4.1.3.1: Implement the Inner West Council Inclusion Action Plan for people with a disability 2017-2021	4.1.3.1.2: Evaluate the accessibility and inclusion of Community Services Culture programs and projects
		4.1.3.1.3: Monitor implementation of the Inclusion Action Plan
		4.1.3.1.4: Deliver key awareness campaigns
	4.1.3.2: Deliver a Refugee Welcome Centre	4.1.3.2.1: Develop an action plan for the Refugee Welcome Centre with key partners
	4.1.3.3: Lead prevention of family and domestic violence in Inner West	4.1.3.3.1: Create partnerships and deliver initiatives that aim to reduce violence in our community
4.2.1: Celebrate Aboriginal and Torres Strait Islander cultures and history	4.2.1.1: Scope a study of Inner West Aboriginal heritage and culture	4.2.1.1.1: Embed Aboriginal and Torres Strait Islander heritage and cultural knowledge in Council planning, policies and programs
4.2.4: Actively engage Aboriginal people in the development of programs, policies and strategies	4.2.4.1: Develop and implement an Aboriginal Belonging or Reconciliation Strategy	4.2.4.1.1: Engage extensively with Aboriginal and Torres Strait Islander people in development of an Aboriginal Belonging Strategy
4.3.1: Provide the facilities, spaces and programs that support wellbeing and active and healthy communities	4.3.1.6: Develop and implement the Inner West Council Venues and Facilities Marketing Strategy	4.3.1.6.1: Promote participation in Council run venues and programs
		4.3.1.6.2: Deliver community and cultural assets, programs and services

4.4.1: Plan and provide services and infrastructure for a changing and ageing population	4.4.1.2: Develop Strategy around Council's provision of direct services	4.4.1.2.1: Conclude the ten year Healthy Ageing Strategic Service Plan and develop a four year Healthy Ageing Action Plan
	4.4.1.3: Undertake an audit of community and cultural facilities and services	4.4.1.3.1: Conclude audit of community and cultural assets across the Inner West
	4.4.1.4: Develop and implement the Grants and Fee Scale Policy	4.4.1.4.1: Implement and evaluate the Fee Scale Schedule
5.1.1: Support local democracy through transparent communication and inclusive participatory community engagement	5.1.1.7: Establish Local Democracy Groups	5.1.1.7.2: Support Local Democracy Groups
5.3.3: Deliver innovation, excellence, efficiency, effectiveness and probity in Council processes and services	5.3.3.21: Deliver an integrated bookings system	5.3.3.21.2: Implement phase one of a booking process for community facilities and venues

Attachment 1

Development Assessment

Part of the Development Assessment and Regulatory Services service unit

Key responsibilities

- Implementing Council's statutory responsibilities to effectively manage change within the built and physical environment
- Providing accurate, timely and consistent planning and building advice to customers and high quality decisions and development outcomes

Operating budget

Development Assessment - Operating Budget	2018/19 ($'000)	2019/20 ($'000)	2020/21 ($'000)	2021/22 ($'000)	2022/23 ($'000)
Income from Continuing Operations					
General Revenue	-	-	-	-	-
User Charges & Fees	4,315	4,416	4,534	4,656	4,780
Other Income	38	39	40	41	42
Profit or (Loss) on Disposal	-	-	-	-	-
Total Income from Continuing Operations	**4,353**	**4,455**	**4,574**	**4,697**	**4,822**
Expenses from Continuing Operations					
Employee Costs	7,027	6,886	7,092	7,303	7,521
Borrowing Costs	-	-	-	-	-
Materials & Contracts	717	731	746	761	776
Other Expenses	330	336	343	350	357
Depreciation & Amortisation	10	10	10	10	10
Total Expenses from Continuing Operations	**8,084**	**7,964**	**8,191**	**8,424**	**8,664**
Total Surplus/(Deficit) before Funding	**(3,731)**	**(3,509)**	**(3,616)**	**(3,727)**	**(3,842)**
Operating Grants & Contributions					
Operating Grants	**-**	**-**	**-**	**-**	**-**
Total Surplus/(Deficit) after Operating Grants	**(3,731)**	**(3,509)**	**(3,616)**	**(3,727)**	**(3,842)**
Funding Contributions & Overhead Allocations					
Capital Grants & Contributions	**-**	**-**	**-**	**-**	**-**
Overhead Allocation	**(2,693)**	**(2,819)**	**(2,880)**	**(2,910)**	**(2,886)**
Funding from/(to) Restricted Funds	**-**	**-**	**-**	**-**	**-**
Funding from/(to) General Funds including Rates	**6,424**	**6,328**	**6,497**	**6,638**	**6,728**
Total Surplus/(Deficit) after Capital Grants, Contributions & Funding	**-**	**-**	**-**	**-**	**-**

Key Performance Indicators

Key Performance Indicator	Target by 30 June 2022
Completion timeframes of applications for pre-lodgement advice	Maintain 28 day average
Increase % of formal pre-DA applications	30% of total DAs lodged have a formal pre DA application
Reduce average determination timeframes for Development Applications from 85 day average	75 days (average)
Increase % of Inner West Building Certification services delivered by Council to support efficient service delivery from 12%	Inner West Council issues 30% of building certificates for development in Inner West
Increase % of Swimming Pool Inspections and Swimming Pool Compliance Certificates Issued	20% of Swimming Pools inspected and Swimming Pool Compliance Certificates Issued

Actions – 2019/20

CSP Strategy	Delivery Program Initiative	2019/20 Action
2.1.1: Pursue integrated planning and urban design across public and private spaces to suit community and local environment needs	2.1.1.4: Review, update and improve education materials, website information, application forms and guidelines	2.1.1.4.1: Identify and develop strategies for better education in areas of high community interest, or risk, such as Development Application advice
		2.1.1.4.2: Provide face to face Development Application advisory service
	2.1.1.5: Implementation of the Swimming Pool Inspection Program	2.1.1.5.1: Commence implementation of the Swimming Pool Inspection Program
2.2.1: Provide clear and consistent planning frameworks and processes that respect heritage and the distinct characters of urban villages	2.2.1.1: Increase provision of pre-lodgement planning and heritage advice by Council staff	2.2.1.1.1: Implement the Inner West Council Development Advisory and Assessment Policy
	2.2.1.2: Increase the provision of Building Certification Services by Council in Inner West	2.2.1.2.1: Develop and implement a marketing plan for Council provided Building Certification Services
		2.2.1.2.2: Review building certification business practices to improve efficiency
3.1.1: Grow Inner West's reputation as a leading creative and cultural hub, celebrating and supporting diverse creative industries and the arts	3.1.1.3: Develop and provide specific planning advice and educational materials tailored to small business and creative industries	3.1.1.3.1: Develop materials such as website content, brochures targeted to small businesses and creative industries
3.3.2: Strengthen economic viability and connections beyond Inner West	3.3.2.2: Improve Development Application processing times	3.3.2.2.1: Review Development Assessment business practices to improve processing times

Environment and Sustainability

Key responsibilities

- Strategic planning for Urban Sustainability – climate change and renewables and deliver day-to-day sustainability advice, support, partnerships and tools through education, engagement and programs with community, schools and businesses
- Strategic planning for Urban Ecology – water and catchments, soils, biodiversity, soil health and green infrastructure to protect and enhance ecological assets in the public domain across the Inner West
- Supporting community involvement with urban ecology volunteer projects including Bushcare, native plant nurseries, living lanes ambassadors and citizen science projects
- Managing Council's environmental risk, compliance, ecological design and environmental performance, monitoring and reporting

Operating budget

Environment & Sustainability - Operating Budget	2018/19 ($'000)	2019/20 ($'000)	2020/21 ($'000)	2021/22 ($'000)	2022/23 ($'000)
Income from Continuing Operations					
General Revenue	225	232	238	244	251
User Charges & Fees	-	-	-	-	-
Other Income	30	31	31	32	32
Profit or (Loss) on Disposal	-	-	-	-	-
Total Income from Continuing Operations	**255**	**262**	**269**	**276**	**283**
Expenses from Continuing Operations					
Employee Costs	2,655	2,614	2,685	2,758	2,834
Borrowing Costs	-	-	-	-	-
Materials & Contracts	1,595	1,485	1,489	1,518	1,549
Other Expenses	291	300	306	312	319
Depreciation & Amortisation	12	12	12	12	12
Total Expenses from Continuing Operations	**4,553**	**4,410**	**4,491**	**4,601**	**4,713**
Total Surplus/(Deficit) before Funding	**(4,298)**	**(4,148)**	**(4,222)**	**(4,325)**	**(4,430)**
Operating Grants & Contributions					
Operating Grants	**9**	**9**	**9**	**10**	**10**
Total Surplus/(Deficit) after Operating Grants	**(4,289)**	**(4,139)**	**(4,213)**	**(4,315)**	**(4,420)**
Funding Contributions & Overhead Allocations					
Capital Grants & Contributions	**-**	**-**	**-**	**-**	**-**
Overhead Allocation	**(1,068)**	**(1,269)**	**(1,281)**	**(1,217)**	**(1,022)**
Funding from/(to) Restricted Funds	**425**	**394**	**376**	**384**	**391**
Funding from/(to) General Funds including Rates	**4,932**	**5,014**	**5,118**	**5,149**	**5,051**
Total Surplus/(Deficit) after Capital Grants, Contributions & Funding	**-**	**-**	**-**	**-**	**-**

Capital budget

Environment and Sustainability - Capital Program	2019/20 ($'000)	2020/21 ($'000)	2021/22 ($'000)	2022/23 ($'000)
Volunteers & Projects	-	-	-	-
Total	-	-	-	-

Key Performance Indicators

Key Performance Indicator	Target by 30 June 2022
Maintain number of Bushcare volunteers	1,400 volunteers
Maintain number of plants supplied each year from community native plant nurseries for planting within Inner West	21,000 plants
% Council's operational energy from renewable sources including onsite solar generation	25% of Council's operational energy by 2019/20
% Inner West Council investment in fossil fuels	Trending downwards from 26% in 2017/18

Actions – 2019/20

CSP Strategy	Delivery Program Initiative	2019/20 Action
1.1.1: Provide the support needed for people to live sustainably	1.1.1.2: Establish and maintain a Green Living Centre Program	1.1.1.2.1: Implement Green Living Centre engagement, education and capacity building programs
1.1.2: Reduce urban heat and manage its impact	1.1.2.5: Seek and maintain partnerships to support adaptation to urban heat	1.1.2.5.1: Maintain partnerships to support adaptation to urban heat
1.1.3: Create spaces for growing food	1.1.3.1: Seek and maintain research and on- ground partnerships around growing food in urban areas	1.1.3.1.1: Implement the Inner West Gardens and Licensing Policy
1.1.5: Provide green infrastructure that supports increased ecosystem services	1.1.5.2: Design and implement prioritised green infrastructure in the public domain	1.1.5.2.1: Work across Council on prioritisation of water sensitive urban design capital works
		1.1.5.2.2: Identify water sensitive urban design in a Parramatta River subcatchment
		1.1.5.2.3: Identify water sensitive urban design through subcatchment plans
1.2.1: Support people to protect, restore, enhance and connect with nature in Inner West	1.2.1.1: Develop and deliver an Urban Ecology Education and Incentives Program	1.2.1.1.1: Manage urban ecology education, incentives and giveaways
	1.2.1.2: Manage urban ecology volunteer programs and facilities	1.2.1.2.1: Support urban ecology volunteers

CSP Strategy	Delivery Program Initiative	2019/20 Action
1.2.2: Maintain and increase Inner West's tree canopy and urban forest, and enhance biodiversity corridors	1.2.2.1: Maintain, protect and enhance the Inner West's current ecological assets	1.2.2.1.1: Plan and manage maintenance of existing and new natural area sites
1.2.3: Protect, conserve and enhance existing natural area sites for species richness and diversity	1.2.3.1: Develop Urban Ecology strategies and policies	1.2.3.1.1: Finalise the Urban Ecology strategy
		1.2.3.1.2: Establish priority biodiversity areas for significant environmental corridors of the Greenway and the Cooks and Parramatta Rivers and include in relevant land use planning instruments
1.3.1: Collaborate to deliver water-sensitive plans, decisions and infrastructure	1.3.1.1: Partner with regional stakeholders on catchment and waterway health	1.3.1.1.1: Work with the Parramatta River Catchment Group , Cooks River Alliance and Sydney Coastal Councils on Coastal Management Plans
1.3.2: Supply water from within Inner West catchments	1.3.2.1: Develop and implement a stormwater harvesting plan for Inner West	1.3.2.1.1: Identify stormwater harvesting opportunities
1.4.1: Support local adoption of clean renewable energy	1.4.1.1: Develop and implement the Inner West Climate and Renewables Strategy	1.4.1.1.1: Implement the Inner West Climate and Renewable Strategy and Action Plan and report on progress with the targets for 100% renewable and carbon neutral energy use
	1.4.1.2: Pursue opportunities to drive an increase in renewable energy in the Inner West for Council and the community	1.4.1.2.1: Implement programs and initiatives to progress community solar uptake
	1.4.1.3: Focus efforts to drive efficiency and manage demand for energy across Council operations and reduce corporate emissions	1.4.1.3.1: Implement energy efficiency and install renewable energy infrastructure on Council facilities
	1.4.1.4: Update planning controls and agreements to maximise the uptake of renewable energy and installation of green infrastructure in new developments and clarify processes for existing buildings	1.4.1.4.1: Incorporate renewable energy objectives and controls in the relevant land use planning instrument
2.1.2: Identify and pursue innovative and creative solutions to complex urban planning and transport issues	2.1.2.1: Establish Inner West as a leader in finding innovative solutions and partnerships to complex urban sustainability issues	2.1.2.1.1: Work with transport planners on low emission transport plans including cycling, electric vehicles and associated infrastructure
5.3.2: Ensure responsible, sustainable, ethical and open local government	5.3.2.3: Develop and implement an Environmental Management System addressing Council Environmental Risk and Compliance	5.3.2.3.1: Review and implement the Inner West Council Environmental Management System

Footpaths, Roads, Traffic and Stormwater

Key responsibilities

- Plan, design and construct infrastructure
- Maintain and manage infrastructure:
  - Road pavements, kerb and gutter
  - Cycleways
  - Bridges
  - Footpaths and roadside furniture
  - Road reserve signage and pavement markings
  - Stormwater drainage
  - Traffic facilities and devices
  - Public carparks

Operating budget

Footpaths, Roads, Traffic & Stormwater - Operating Budget	2018/19 ($'000)	2019/20 ($'000)	2020/21 ($'000)	2021/22 ($'000)	2022/23 ($'000)
Income from Continuing Operations					
General Revenue	1,803	1,589	1,637	1,687	1,738
User Charges & Fees	7,273	6,533	6,618	6,705	6,794
Other Income	926	953	1,224	1,010	1,040
Profit or (Loss) on Disposal	-	-	-	-	-
Total Income from Continuing Operations	**10,003**	**9,076**	**9,479**	**9,402**	**9,572**
Expenses from Continuing Operations					
Employee Costs	11,781	11,793	12,143	12,503	12,874
Borrowing Costs	-	-	-	-	-
Materials & Contracts	6,352	6,434	5,063	5,164	5,267
Other Expenses	3,995	3,995	3,741	3,887	4,038
Depreciation & Amortisation	13,016	13,343	13,852	14,087	14,301
Total Expenses from Continuing Operations	**35,143**	**35,565**	**34,799**	**35,641**	**36,481**
Total Surplus/(Deficit) before Funding	**(25,141)**	**(26,489)**	**(25,319)**	**(26,239)**	**(26,908)**
Operating Grants & Contributions					
Operating Grants	**3,271**	**3,275**	**3,306**	**3,339**	**3,372**
Total Surplus/(Deficit) after Operating Grants	**(21,870)**	**(23,214)**	**(22,013)**	**(22,900)**	**(23,537)**
Funding Contributions & Overhead Allocations					
Capital Grants & Contributions	**4,201**	**12,927**	**23,452**	**8,055**	**4,738**
Overhead Allocation	**(11,499)**	**(12,082)**	**(12,343)**	**(12,472)**	**(12,370)**
Funding from/(to) Restricted Funds	**7,630**	**11,665**	**8,142**	**12,125**	**14,318**
Funding from/(to) General Funds including Rates	**21,537**	**10,705**	**2,761**	**15,193**	**16,851**
Total Surplus/(Deficit) after Capital Grants, Contributions & Funding	**-**	**-**	**-**	**-**	**-**

Capital budget

Footpaths, Roads, Traffic and Stormwater - Capital Program	2019/20 ($'000)	2020/21 ($'000)	2021/22 ($'000)	2022/23 ($'000)
Urban Amenity Improvement Program	6,718	16,678	-	-
Ashfield Town Centre Upgrade	1,000	-	-	-
New Plaza-Darling St & Montague St (old Telstra Site)	540	-	-	-
Alex Trevallion Plaza	800	-	-	-
Regional Roads Renewal	400	1,445	1,000	785
Local Roads Renewal	5,418	5,009	5,143	7,846
Kerb & Gutter Renewal	415	480	370	940
Roadside Furniture	100	188	100	100
Footpaths Renewal	2,496	2,200	2,454	2,765
Footpaths Upgrade	250	260	145	320
Traffic and Parking Management	165	165	165	165
Traffic Facilities	1,865	410	1,085	1,435
Stormwater Renewal	1,295	1,259	1,450	1,595
Stormwater Upgrade	1,175	535	1,240	1,035
Bridges - Capital	880	35	375	300
Cycleways - Capital	4,235	5,040	5,771	2,540
Car Parks - Capital	35	180	285	200
Town Centres Upgrade	140	590	3,520	2,000
Capital Program Footpaths Roads Traffic and Stormwater	300	-	-	-
Total	**28,227**	**34,473**	**23,103**	**22,026**

Actions – 2019/20

CSP Strategy	Delivery Program Initiative	2019/20 Action
1.1.1: Provide the support needed for people to live sustainably	1.1.1.3: LED street lighting accelerated replacement	1.1.1.3.1: Participate in Ausgrid's program to accelerate the conversion of residential street lights to LED
1.1.5: Provide green infrastructure that supports increased ecosystem services	1.1.5.1: Provide, renew and upgrade stormwater infrastructure	1.1.5.1.1: Deliver the 19/20 capital program for stormwater infrastructure including: * Dibble Ave waterhole remediation
2.1.2: Identify and pursue innovative and creative solutions to complex urban planning and transport issues	2.1.2.3: Develop and implement the Parramatta Road Urban Infrastructure Program works (Undertake Parramatta Road Urban Amenity Improvement Program)	2.1.2.3.1: Prepare infrastructure designs for the implementation of the Parramatta Road Urban Amenity Improvement Program

Attachment 1

CSP Strategy	Delivery Program Initiative	2019/20 Action
2.3.1: Plan and deliver public spaces that fulfil and support diverse community needs and life	2.3.1.3: Enhance streetscapes and town centres	2.3.1.3.1: Deliver the 19/20 capital program for streetscape improvements including: * Ashfield Town centre upgrade * new plaza at Darling St and Montague St, Balmain * upgrade of Alex Trevillion Plaza, Marrickville
2.6.1: Deliver integrated networks and infrastructure for transport and active travel	2.6.1.2: Develop and implement traffic and parking management studies	2.6.1.2.1: Deliver the 19/20 traffic and parking management study program in line with the Integrated Transport Strategy
2.6.3: Ensure transport infrastructure is safe, connected and well-maintained	2.6.3.1: Develop and implement programs to promote road safety	2.6.3.1.1: Deliver the 19/20 Road Safety Program in line with the Integrated Transport Strategy
	2.6.3.3: Renew local and regional roads	2.6.3.3.1: Deliver the 19/20 capital program for road renewal and improvements including: * Salisbury Rd, Stanmore * Drynan St, Summer Hill * Abergeldie St, Dulwich Hill * Young St, Annandale * Burrows Rd, St Peters
	2.6.3.4: Renew and upgrade footpaths	2.6.3.4.1: Deliver the 19/20 capital program for footpath renewal and upgrade including: * Charles St, Marrickville * Richardson Cres, Marrickville * Balmain Rd, Lilyfield * Thomas St, Ashfield
	2.6.3.5: Provide, renew and upgrade traffic and pedestrian safety facilities	2.6.3.5.1: Deliver the 19/20 capital program for traffic and pedestrian facilities in line with the Integrated Transport Strategy
	2.6.3.6: Provide and upgrade cycleway infrastructure	2.6.3.6.1: Deliver the 19/20 capital program for cycleway infrastructure including: * Bike route LR03 - Livingstone Rd, Marrickville from Randall St to Frazer St (Marrickville Park) - Stg 1 * Bike route RR07 - Longport St, Lewisham to Eliza St, Newtown - Stg 1
	2.6.3.7: Renew and upgrade roadside furniture	2.6.3.7.1: Deliver the 19/20 capital program for roadside furniture
4.1.3: Empower and support vulnerable and disadvantaged community members to participate in community life	4.1.3.1: Implement the Inner West Council Inclusion Action Plan for people with a disability 2017- 2021	4.1.3.1.1: Continue to upgrade bus stops to meet accessible standards for public transport
5.3.1: Undertake visionary, integrated, long term planning and decision making, reflective of community needs and aspirations	5.3.1.1: Implement Asset Management Improvement Program	5.3.1.1.1: Review and implement the Asset Management Improvement Plan

Library and History Services

Key responsibilities

- Deliver library services to a network of eight libraries with about 100,000 library members
- Provide a program of regular activities such as baby rhyme time, story time, computer classes, craft classes, health talks and school holiday activities
- Manage the annual one million visitors to the library, the one million borrowed items and free access to technology and digital resources
- Provide history services and research, manage collections and archives, present exhibitions and displays and run community workshops and programs
- Partner with community organisations and schools to expand library activities and increase library use

Operating budget

Library and History Services - Operating Budget	2018/19 ($'000)	2019/20 ($'000)	2020/21 ($'000)	2021/22 ($'000)	2022/23 ($'000)
Income from Continuing Operations					
General Revenue	-	-	-	-	-
User Charges & Fees	7	7	8	8	8
Other Income	169	174	179	184	189
Profit or (Loss) on Disposal	-	-	-	-	-
Total Income from Continuing Operations	**176**	**181**	**187**	**192**	**197**
Expenses from Continuing Operations					
Employee Costs	6,935	7,178	7,392	7,612	7,838
Borrowing Costs	-	-	-	-	-
Materials & Contracts	2,680	2,880	2,937	2,995	3,054
Other Expenses	570	589	605	622	640
Depreciation & Amortisation	777	789	801	814	823
Total Expenses from Continuing Operations	**10,961**	**11,435**	**11,734**	**12,042**	**12,355**
Total Surplus/(Deficit) before Funding	**(10,785)**	**(11,254)**	**(11,547)**	**(11,850)**	**(12,158)**
Operating Grants & Contributions					
Operating Grants	**363**	**396**	**404**	**412**	**420**
Total Surplus/(Deficit) after Operating Grants	**(10,422)**	**(10,858)**	**(11,144)**	**(11,439)**	**(11,738)**
Funding Contributions & Overhead Allocations					
Capital Grants & Contributions	**-**	**1,500**	**800**	**-**	**-**
Overhead Allocation	**(3,947)**	**(4,152)**	**(4,243)**	**(4,287)**	**(4,246)**
Funding from/(to) Restricted Funds	**2,740**	**2,397**	**3,748**	**413**	**77**
Funding from/(to) General Funds including Rates	**11,629**	**11,114**	**10,839**	**15,312**	**15,907**
Total Surplus/(Deficit) after Capital Grants, Contributions & Funding	**-**	**-**	**-**	**-**	**-**

Capital budget

Library and History Services - Capital Program	2019/20 ($'000)	2020/21 ($'000)	2021/22 ($'000)	2022/23 ($'000)
Marrickville Town Hall upgrade works	2,311	2,000	-	-
Haberfield Library upgrade works	2,370	800	-	-
Capital Program Library Services	3,758	2,003	413	77
Total	**8,439**	**4,803**	**413**	**77**

Key Performance Indicators

Key Performance Indicator	Target by 30 June 2022
Number of visits to Inner West Council libraries each year	Maintain at one million
Number of items borrowed from Inner West Council Libraries each year	Maintain at one million
Annual turnover of library stock	5.5 times per item
Number of library members	Maintain at 100,000 library members
Number of library and history sessions delivered each year and participants	Maintain at 3,000 sessions with 36,000 participants
Number of historical programs delivered each year and participants	Maintain at 30 events with 1,100 participants
Number of library events delivered each year and participants	Maintain at 700 events with 8,000 participants
Number of Wi-Fi log-ins by the public at libraries each year	Maintain at 250,000
Number of e-resources loans/uses each year	Increase from 130,000
History Week and Heritage Festival participants	Maintain at 3,500 participants
Number of public PC computer bookings each year	Maintain at 100,000
Number of items in the Inner West History Collection digitised	Up to 10,000

Actions – 2019/20

CSP Strategy	Delivery Program Initiative	2019/20 Action
3.1.2: Create opportunities for all members of the community to participate in arts and cultural activities	3.1.2.1: Digitise existing Inner West history collections	3.1.2.1.1: Develop a local history and archives digitisation strategy

CSP Strategy	Delivery Program Initiative	2019/20 Action
4.1.1: Foster inclusive communities where everyone can participate in community life	4.1.1.3: Improve library signage	4.1.1.3.1: Design and install signage in line with the new brand
4.1.4: Increase and promote awareness of the community's history and heritage	4.1.4.1: Support history research by the community through provision of face-to-face history services for the community	4.1.4.1.1: Provide face-to-face history services for the community
	4.1.4.2: Investigate feasibility of creating an Inner West History Centre and relocation of history services	4.1.4.2.1: Incorporate recommendations into the Library and History Strategy
4.4.2: Ensure the community has access to a wide range of learning spaces, resources and activities	4.4.2.1: Develop an Inner West Council Library and History Strategy	4.4.2.1.1: Seek Council endorsement of the Library and History Strategy
	4.4.2.2: Open and operate Patyegarang Place and the new Marrickville Library	4.4.2.2.1: Patyegarang Place and new Marrickville Library and community space complete
		4.4.2.2.2: Develop operational plans for the new Marrickville Library
	4.4.2.3: Refurbish Haberfield Library	4.4.2.3.1: Participate in detailed design for the Haberfield Library
		4.4.2.3.2: Plan the collection for the new Haberfield Library
		4.4.2.3.3: Plan for the operations of the new Haberfield Library
	4.4.2.4: Develop a Library Technology Roadmap in conjunction with ICT	4.4.2.4.1: Review existing WiFi technology
		4.4.2.4.2: Review and investigate options for the provision of the public computers
	4.4.2.5: Conduct a tender for the provision of the fiction and non fiction collections	4.4.2.5.1: Conduct a tender for the provision of the fiction and non fiction collections

Regulatory Services

Part of the Development Assessment and Regulatory Services service unit

Key responsibilities

- Manage the urban environment in a way that protects life, property, amenities and the environment (natural, built and cultural) through the use of regulatory tools and education

Operating budget

Regulatory Services - Operating Budget	2018/19 ($'000)	2019/20 ($'000)	2020/21 ($'000)	2021/22 ($'000)	2022/23 ($'000)
Income from Continuing Operations					
General Revenue	-	-	-	-	-
User Charges & Fees	1,382	1,434	1,477	1,521	1,566
Other Income	15,650	15,864	14,906	15,204	15,508
Profit or (Loss) on Disposal	-	-	-	-	-
Total Income from Continuing Operations	**17,032**	**17,297**	**16,382**	**16,725**	**17,074**
Expenses from Continuing Operations					
Employee Costs	9,284	9,475	9,758	10,048	10,348
Borrowing Costs	-	-	-	-	-
Materials & Contracts	281	286	292	298	304
Other Expenses	3,373	3,441	3,511	3,582	3,655
Depreciation & Amortisation	53	53	53	53	53
Total Expenses from Continuing Operations	**12,991**	**13,256**	**13,613**	**13,981**	**14,359**
Total Surplus/(Deficit) before Funding	**4,042**	**4,042**	**2,769**	**2,743**	**2,715**
Operating Grants & Contributions					
Operating Grants	**8**	**8**	**8**	**8**	**8**
Total Surplus/(Deficit) after Operating Grants	**4,049**	**4,049**	**2,777**	**2,752**	**2,723**
Funding Contributions & Overhead Allocations					
Capital Grants & Contributions	**-**	**-**	**-**	**-**	**-**
Overhead Allocation	**(5,685)**	**(5,925)**	**(6,052)**	**(6,117)**	**(6,069)**
Funding from/(to) Restricted Funds	**-**	**-**	**-**	**-**	**-**
Funding from/(to) General Funds including Rates	**1,636**	**1,875**	**3,275**	**3,365**	**3,346**
Total Surplus/(Deficit) after Capital Grants, Contributions & Funding	**-**	**-**	**-**	**-**	**-**

Key Performance Indicators

Key Performance Indicator	Target by 30 June 2022
Regular patrols of restricted parking areas	75 per week
School safety patrols	25 school patrols per week during the school terms (60% of Inner West schools)
Patrols of parks and reserves for companion animal education and to identify legislative breaches	18 park patrols per week
Outstanding Notice and Orders Certificate	100% issued within three working days
Inspections of shared accommodation and entertainment venues	75% of registered premises inspected each year
Inspections of registered premises and systems (food premises; mobile food vendors; skin penetration premises; public swimming pools; vapour recovery at service stations; and regulated systems, e.g. cooling towers)	100% of registered premises/systems inspected each year
Environmental audits of medium to high risk industries	Three industries audited per year
Number of building complaints	Decreasing

Actions – 2019/20

CSP Strategy	Delivery Program Initiative	2019/20 Action
2.1.1: Pursue integrated planning and urban design across public and private spaces to suit community and local environment needs	2.1.1.4: Review, update and improve education materials, website information, application forms and guidelines	2.1.1.4.3: Identify and develop strategies for better education in areas of high community interest or risk such a food safety, companion animals or asbestos awareness
2.6.3: Ensure transport infrastructure is safe, connected and well-maintained	2.6.3.2: Review and coordinate the implementation of parking strategies	2.6.3.2.1: Review business practices to improve efficiency and reduce illegal parking
3.3.1: Support business and industry to be socially and environmentally responsible	3.3.1.1: Conduct audit of unauthorised premises across Inner West	3.3.1.1.1: Develop a land use audit program to identify unauthorised premises
	3.3.1.2: Conduct safety audit program of awnings over Council footpaths	3.3.1.2.1: Implement NSW Department of Planning Circular BS 13-001 "Safety of awning over public lands"
	3.3.1.3: Implement a program of proactive building site inspections	3.3.1.3.1: Undertake "site right" audits of major projects to identify environmental or public safety issues
4.1.1: Foster inclusive communities where everyone can participate in community life	4.1.1.5: Support companion animal registration	4.1.1.5.1: Audit companion animals registration

Resource Recovery

Part of the Environment and Sustainability service unit

Key responsibilities

- Undertake strategic planning for Resource Recovery and provide policy, education and information that leads to behaviour change in relation to the avoidance, reuse, recycling and disposal of materials
- Deliver daily collection and transport services to more than 90,000 households and businesses across the Inner West for waste, recycling, garden waste, household clean up, illegal dumping and lane cleaning, litter bins, Community Recycling Centres and other recycling services (e-waste, mattresses, white goods)

Operating budget

Resource Recovery - Operating Budget	2018/19 ($'000)	2019/20 ($'000)	2020/21 ($'000)	2021/22 ($'000)	2022/23 ($'000)
Income from Continuing Operations					
Domestic Waste Charge	39,477	40,637	41,354	42,430	43,326
User Charges & Fees	691	626	645	664	684
Other Income	133	107	107	107	107
Profit or (Loss) on Disposal	-	-	-	-	-
Total Income from Continuing Operations	**40,301**	**41,370**	**42,106**	**43,202**	**44,117**
Expenses from Continuing Operations					
Employee Costs	9,639	9,644	9,738	10,008	10,285
Borrowing Costs	-	-	-	-	-
Materials & Contracts	17,784	17,649	17,971	18,324	22,025
Other Expenses	5,304	5,228	5,333	5,440	5,549
Depreciation & Amortisation	2	2	2	2	2
Total Expenses from Continuing Operations	**32,729**	**32,523**	**33,044**	**33,774**	**37,861**
Total Surplus/(Deficit) before Funding	**7,573**	**8,847**	**9,063**	**9,428**	**6,256**
Operating Grants & Contributions					
Operating Grants	**225**	**225**	**27**	**27**	**28**
Total Surplus/(Deficit) after Operating Grants	**7,797**	**9,072**	**9,089**	**9,455**	**6,284**
Funding Contributions & Overhead Allocations					
Capital Grants & Contributions	**-**	**-**	**-**	**-**	**-**
Overhead Allocation	**(6,798)**	**(6,858)**	**(7,020)**	**(7,186)**	**(7,355)**
Funding from/(to) Restricted Funds	**(2,269)**	**(3,836)**	**(3,719)**	**(3,946)**	**(632)**
Funding from/(to) General Funds including Rates	**1,270**	**1,622**	**1,650**	**1,677**	**1,704**
Total Surplus/(Deficit) after Capital Grants, Contributions & Funding	**-**	**-**	**-**	**-**	**-**

Key Performance Indicators

Key Performance Indicator	Target by 30 June 2022
% of bulky household items picked up by Inner West Council reused, recycled or recovered	50% recovery rate (reused, recycled or recovered) from 12 % in 2016/17 as reported by processing facility
Kg of total waste stream to landfill per resident	Trending down to 150kg per resident per year from 199kg in 2016/17
Kg of residential waste collected in red-lid bins that could be recycled (other than organic matter)	Reduce to 183kg per resident per year from 244kg in 2016/17
% of e-waste and chemical waste recovered, recycled or safely disposed	90%
% of residential waste collected in red-lid bins that is food and garden organic matter	Reduce to 29% (average of 10kg per week in each red lid bin) from 39% in 2016/17
Tonnes of waste collected from illegal dumping	Reduce by 25% to 2,045 tonnes per year from 2,727 tonnes in 2016/17

Actions – 2019/20

CSP Strategy	Delivery Program Initiative	2019/20 Action
1.5.1: Support people to avoid waste, and reuse, repair recycle and share	1.5.1.1: Develop an Inner West Zero Waste Strategy and Action Plan	1.5.1.1.1: Complete Zero Waste Strategy for Council endorsement and commence implementation of action plan
1.5.2: Provide local reuse and recycling infrastructure	1.5.2.1: Develop and operate a second Inner West Council Community Recycling Centre for problem wastes	1.5.2.1.1: Promote the Community Recycling Centre drop off at St Peters Depot for safe disposal of problem wastes
	1.5.2.2: Promote zero waste avoidance, reuse recycling and repair	1.5.2.2.1: Promote and build on recycling campaigns to improve the quality of kerbside recycling
	1.5.2.3: Increase reuse opportunities and develop a local reuse centre	1.5.2.3.1: Identify a new site and develop plans for an Inner West Reuse Centre
1.5.3: Divert organic material from landfill	1.5.3.1: Provide options for residents to divert organics at home, in the community and through a kerbside service	1.5.3.1.1: Run a trial of new organics services to influence future organics services
1.5.4: Advocate for comprehensive Extended Producer Responsibility	1.5.4.1: Collaborate with stakeholders to support delivery of the Inner West Zero Waste Strategy and Action Plan	1.5.4.1.1: Lobby state and federal governments for extensive product stewardship through submissions from Inner West Council and through partnership with the South Sydney Regional Organisation of Councils

CSP Strategy	Delivery Program Initiative	2019/20 Action
5.3.3: Deliver innovation, excellence, efficiency, effectiveness and probity in Council processes and services	5.3.3.1: Optimise organisational efficiencies through amalgamation	5.3.3.1.2: Implement service efficiencies across the Resource Recovery Service
	5.3.3.4: Undertake operational Service Reviews	5.3.3.4.1: Finalise service reviews and a transition plan for kerbside recycling, organics, cleanup and dumping services for an integrated service
		5.3.3.4.2: Determine Inner West commercial service offering

Strategic Planning

Key responsibilities

- Protect and improve the local, natural and built environment through land use policy and strategy development
- Guide the efficient and effective use and distribution of Council's resources
- Guide the delivery of local infrastructure ensuring it supports forecast growth
- Deliver a suite of plans to drive change and economic development, shape future growth outcomes and guide the delivery of infrastructure
- Develop outcomes based organisational strategy that reflects community needs and aspirations through effective integrated planning and reporting and delivery of the Community Strategic Plan, Delivery Program and Operational Plan
- Develop and deliver master plans for the public domain to support growth and change

Operating budget

Strategic Planning - Operating Budget	2018/19 ($'000)	2019/20 ($'000)	2020/21 ($'000)	2021/22 ($'000)	2022/23 ($'000)
Income from Continuing Operations					
General Revenue	196	201	206	212	218
User Charges & Fees	1,691	801	823	845	867
Other Income	30	-	-	-	-
Profit or (Loss) on Disposal	-	-	-	-	-
Total Income from Continuing Operations	**1,916**	**1,003**	**1,029**	**1,057**	**1,085**
Expenses from Continuing Operations					
Employee Costs	5,686	5,728	5,513	5,522	4,825
Borrowing Costs	-	-	-	-	-
Materials & Contracts	3,869	3,143	2,311	2,073	2,088
Other Expenses	335	344	351	358	366
Depreciation & Amortisation	5	5	5	5	5
Total Expenses from Continuing Operations	**9,894**	**9,220**	**8,180**	**7,958**	**7,283**
Total Surplus/(Deficit) before Funding	**(7,978)**	**(8,217)**	**(7,151)**	**(6,901)**	**(6,198)**
Operating Grants & Contributions					
Operating Grants	**141**	**-**	**-**	**-**	**-**
Total Surplus/(Deficit) after Operating Grants	**(7,837)**	**(8,217)**	**(7,151)**	**(6,901)**	**(6,198)**
Funding Contributions & Overhead Allocations					
Capital Grants & Contributions	**1,460**	**1,340**	**721**	**727**	**732**
Overhead Allocation	**(1,867)**	**(1,920)**	**(1,962)**	**(1,983)**	**(1,968)**
Funding from/(to) Restricted Funds	**1,134**	**563**	**(1)**	**0**	**2**
Funding from/(to) General Funds including Rates	**7,109**	**8,233**	**8,393**	**8,158**	**7,432**
Total Surplus/(Deficit) after Capital Grants, Contributions & Funding	**-**	**-**	**-**	**-**	**-**

Key Performance Indicators

Key Performance Indicator	Target by 30 June 2022
Total number of affordable housing units transferred to Council or a Community Housing provider	At least 20

Actions – 2019/20

CSP Strategy	Delivery Program Initiative	2019/20 Action
2.1.1: Pursue integrated planning and urban design across public and private spaces to suit community and local environment needs	2.1.1.1: Prepare an Inner West Council Development Contribution Plan under Sec 7.11 and Sec 7.12 of the Environmental Planning and Assessment Act (formerly s.94 and s.94A)	2.1.1.1.1: Continue preparation of an Inner West Council Development Contributions Plan
	2.1.1.2: Prepare a Local Strategic Planning Statement	2.1.1.2.1: Finalise the Local Strategic Planning Statement
	2.1.1.3: Prepare an Inner West Local Environmental Plan (LEP) and Development Control Plan (DCP)	2.1.1.3.1: Continue the preparation of the Inner West consolidated Local Environment Plan (LEP) and Development Control Plan (DCP)
		2.1.1.3.2: Continue to develop planning controls that retain and enhance public and open spaces
2.1.2: Identify and pursue innovative and creative solutions to complex urban planning and transport issues	2.1.2.4: Undertake master planning as part of the NSW Government's Precinct Support Scheme for the Sydenham station area	2.1.2.4.1: Continue preparation of the master plan for Marrickville Town Centre
2.2.2: Manage change with respect for place, community history and heritage	2.2.2.2: Prepare and submit documentation to support Haberfield Heritage Conservation Area being included in the NSW Heritage Act schedules	2.2.2.2.1: Prepare a submission for Haberfield Heritage Conservation Area to be recognised under NSW legislation
2.3.1: Plan and deliver public spaces that fulfil and support diverse community needs and life	2.3.1.1: Prepare the Inner West Public Domain Study and Strategy	2.3.1.1.1: Progress the Inner West Public Domain Study
	2.3.1.2: Develop and implement Master Plans for the public domain	2.3.1.2.1: Initiate a Master Plan for the Victoria Road (Marrickville) Precinct
		2.3.1.2.2: Initiate a Master Plan for Petersham Town Centre
		2.3.1.2.3: Initiate a Master Plan for King St/Enmore Rd
2.3.2: Ensure private spaces and developments contribute positively to their surrounding public spaces	2.3.2.1: Identify opportunities and / or lobby for additional open space in association with large development	2.3.2.1.1: Identify opportunities for additional open space in association with large development as part of the LEP/DCP project

Attachment 1

2.4.2: Encourage diversity of housing type, tenure and price in new developments	2.4.2.1: Prepare an Inner West Housing Study and Strategy	2.4.2.1.1: Finalise the Inner West Housing Strategy
2.6.1: Deliver integrated networks and infrastructure for transport and active travel	2.6.1.1: Prepare an Inner West Integrated Transport Strategy	2.6.1.1.1: Finalise the Inner West Integrated Transport Strategy
		2.6.1.1.2: Commence implementation of the Inner West Integrated Transport Strategy
		2.6.1.1.3: Commence and finalise an Active Transport Plan in line with the Integrated Transport Strategy
		2.6.1.1.4: Commence a Parking Strategy in line with the Integrated Transport Strategy
		2.6.1.1.5: Commence and finalise a Road Safety Action Plan in line with the Integrated Transport Strategy
		2.6.1.1.6: Commence and finalise a Pedestrian and Mobility Plan in line with the Integrated Transport Strategy
	2.6.1.3: Implement the GreenWay Master Plan ensuring that it is consistent with adopted and emerging GreenWay strategies and plans	2.6.1.3.1: Continue planning of the GreenWay
3.3.2: Strengthen economic viability and connections beyond Inner West	3.3.2.1: Prepare an Inner West Council Economic Development Strategy	3.3.2.1.1: Finalise the Economic Development Strategy
		3.3.2.1.2: Finalise the Footpath Dining Policy
5.3.2: Ensure responsible, sustainable, ethical and open local government	5.3.2.4: Develop and implement a performance monitoring system for four year Delivery Program reporting	5.3.2.4.1: Establish a TechOne reporting module for performance monitoring
5.3.3: Deliver innovation, excellence, efficiency, effectiveness and probity in Council processes and services	5.3.3.1: Optimise organisational efficiencies through amalgamation	5.3.3.1.4: Align S. 10.7 Planning Certificate processes
		5.3.3.1.5: Align Planning Proposal lodgement processes

Trees, Parks and Streetscapes

Key responsibilities

- Maintain, renew and upgrade parks, reserves and sporting grounds and public open space
- Coordinate recreation planning and programs for parks
- Manage the implementation of the Urban Forest Policy including both public and private trees
- Maintain Council's trees
- Develop, plan for, deliver and promote recreation opportunities to meet the needs of the Inner West community
- Fleet management services: Managing Council's fleet and plant including procurement, maintenance and disposal of council's plant, vehicles and major equipment as well as overseeing council's depot facilities, in particular their fleet maintenance, parking and storage provisions

Operating budget

Trees, Parks & Streetscapes - Operating Budget	2018/19 ($'000)	2019/20 ($'000)	2020/21 ($'000)	2021/22 ($'000)	2022/23 ($'000)
Income from Continuing Operations					
General Revenue	-	-	-	-	-
User Charges & Fees	962	990	1,020	1,051	1,082
Other Income	553	550	566	583	599
Profit or (Loss) on Disposal	-	-	-	-	-
Total Income from Continuing Operations	**1,514**	**1,541**	**1,586**	**1,633**	**1,682**
Expenses from Continuing Operations					
Employee Costs	14,970	15,440	15,899	16,372	16,859
Borrowing Costs	-	-	-	-	-
Materials & Contracts	6,950	7,645	7,994	7,875	7,901
Other Expenses	558	1,092	1,128	1,165	1,204
Depreciation & Amortisation	5,618	6,180	6,679	6,926	7,128
Total Expenses from Continuing Operations	**28,097**	**30,357**	**31,700**	**32,338**	**33,092**
Total Surplus/(Deficit) before Funding	**(26,583)**	**(28,816)**	**(30,114)**	**(30,704)**	**(31,410)**
Operating Grants & Contributions					
Operating Grants	**30**	**-**	**-**	**-**	**-**
Total Surplus/(Deficit) after Operating Grants	**(26,553)**	**(28,816)**	**(30,114)**	**(30,704)**	**(31,410)**
Funding Contributions & Overhead Allocations					
Capital Grants & Contributions	**8,010**	**16,776**	**11,852**	**8,565**	**8,365**
Overhead Allocation	**(7,122)**	**(7,453)**	**(7,611)**	**(7,711)**	**(7,650)**
Funding from/(to) Restricted Funds	**5,484**	**4,154**	**10,565**	**3,811**	**1,682**
Funding from/(to) General Funds including Rates	**20,181**	**15,340**	**15,308**	**26,040**	**29,014**
Total Surplus/(Deficit) after Capital Grants, Contributions & Funding	**-**	**-**	**-**	**-**	**-**

Capital budget

Trees, Parks and Streetscapes - Capital Program	2019/20 ($'000)	2020/21 ($'000)	2021/22 ($'000)	2022/23 ($'000)
Greenway Central Links Construction	10,067	-	-	-
Synthetic Turf Investigation	2,000	-	-	-
Mahoney Reserve Priority 1 and 2 works	1,867	-	-	-
Greenway capital budget	1,060	9,950	2,100	-
Pratten Park Upgrade	701	-	-	-
Dobroyd Parade/City West Link - rock armour wall	500	450	-	-
Bell Reserve General Expenses	400	-	-	-
Playground Strategy Works	333	183	667	395
Skate Park in Callan Park - Construction	276	1,000	-	-
Shade sail additional-as per shade sail plan	305	-	-	-
Play equipment renewal	235	203	190	190
Playground Renewal and Upgrade Strategy	180	-	-	-
Published Projects - Trees, Parks & Sportfields	778	2,030	-	-
Parks Capital and Assets Capital	1,715	5,390	5,429	6,570
Sea Walls Capital	-	61	70	-
Wharves Capital	-	15	-	-
Capital Program Recreation and Aquatics	750	3,008	2,919	850
Capital Program Trees Parks & Sportsfield	1,643	3,414	3,465	2,563
Total	**22,809**	**25,704**	**14,841**	**10,568**

Key Performance Indicators

Key Performance Indicator	Target by 30 June 2022
Council trees assessed or maintained annually	100%
Applications for tree pruning or removal on private land assessed within 20 days	90%
Trees planted by Council each year	900+ trees
Council website has accessibility information for all parks	Information for all parks available on website
Regular maintenance of Council's parks, reserves, sporting grounds and facilities undertaken in accordance with the scheduled cycle times	95%
Forums held per year to engage the Inner West Sports key stakeholders in the recreation and open space planning processes	2+
Seasonal and casual sports field allocations in accordance with the policy	100%
Community tree giveaways events held	1+
Number of trees provided to the community each year	300+
Number of operational vehicles and plant owned and operated by Inner West Council	Decrease
Street sweeping cycles	To be developed in 2019
Verge mowing cycles	To be developed in 2019

Actions – 2019/20

CSP Strategy	Delivery Program Initiative	2019/20 Action
1.1.1: Provide the support needed for people to live sustainably	1.1.1.1: Renew and upgrade seawalls in line with the Seawalls and Wharves capital program	1.1.1.1.1: Complete minor seawall renewals
1.1.2: Reduce urban heat and manage its impact	1.1.2.1: Undertake the street tree planting and establishment program	1.1.2.1.1: Implement the street tree planting and establishment program
	1.1.2.2: Conduct gap analysis and audit of street tree data	1.1.2.2.1: Finalise the audit and undertake a gap analysis on tree asset data and update missing data
	1.1.2.3: Establish a sustainable proactive maintenance program and forward inspection program for all Council trees	1.1.2.3.1: Implement the high priority actions from the audit and gap analysis
	1.1.2.4: Continue to work with Ausgrid for appropriate pruning standards for street trees, including the adoption of an Inner West Local Precinct Plan	1.1.2.4.1: Continue to proactively liaise with Ausgrid on appropriate pruning standards within the Inner West
1.2.2: Maintain and increase Inner West's tree canopy and urban forest, and enhance biodiversity corridors	1.2.2.2: Develop and implement an Urban Forest Policy and Street Tree Master Plan	1.2.2.2.1: Develop a consolidated Urban Forest Policy and Street Tree Master Plan
1.4.2: Support development of a transport network that runs on clean renewable energy	1.4.2.1: Develop and implement a sustainable fleet and procurement strategy	1.4.2.1.1: Plant Replacement Program for 2019/2020 delivered to reflect the recommendations of the Service Review and use operational efficiencies to reduce plant and vehicle numbers
		1.4.2.1.2: Plan disposals in fleet against the replacement program
2.1.3: Improve the quality, and investigate better access and use of existing community assets	2.1.3.1: Prioritise playground renewal and upgrade through a long term Playground Strategy	2.1.3.1.1: Develop a new long term Playground Strategy for the Inner West
	2.1.3.2: Prioritise shade sail renewal and upgrade through a Shade Sail Strategy	2.1.3.1.2: Shade sails provided in accordance with the shade sail program
2.3.1: Plan and deliver public spaces that fulfil and support diverse community needs and life	2.3.1.4: Deliver interpretation artwork at the site of the former Datchett St, Balmain East incinerator	2.3.1.4.1: Deliver interpretation artwork
2.3.3: Advocate for and develop planning controls that retain and protect existing public and open spaces	2.3.3.1: Establish the Callan Park Trust	2.3.3.1.1: Continue to work with the NSW Office of Environment and Heritage to establish the Callan Park Trust

CSP Strategy	Delivery Program Initiative	2019/20 Action
2.6.1: Deliver integrated networks and infrastructure for transport and active travel	2.6.1.3: Implement the GreenWay Master Plan ensuring that it is consistent with adopted and emerging GreenWay strategies and plans	2.6.1.3.2: Deliver the central GreenWay missing links works in accordance with the project schedule
4.1.3: Empower and support vulnerable and disadvantaged community members to participate in community life	4.1.3.1: Implement the Inner West Council Inclusion Action Plan for people with a disability 2017-2021	4.1.3.1.5: Review Inner West public toilet strategy and explore the opportunity to provide 'changing places' facilities
		4.1.3.1.6: Continue to provide information on the accessibility and inclusion features of parks and playgrounds, including if it is fenced
		4.1.3.1.7: Embed accessibility requirements in any revised or new Playground Strategy and in Plans of Management for parks, open space and related facilities and their use
	4.1.3.4: Develop and facilitate a range of recreation initiatives for disadvantaged communities in conjunction with relevant program partners	4.1.3.4.1: Develop and facilitate a range of recreation initiatives for disadvantaged communities in conjunction with relevant program partners
4.3.1: Provide the facilities, spaces and programs that support wellbeing and active and healthy communities	4.3.1.1: Implement the Inner West Recreation Strategy and Policy	4.3.1.1.1: Finalise the Inner West Recreation Strategy and Policy
		4.3.1.1.2: Review the management of Robyn Webster Sports Centre, Tempe
	4.3.1.7: Audit and update park and foreshore asset data	4.3.1.7.1: Continue to audit and update park and foreshore asset data and update missing data
	4.3.1.8: Develop and implement a prioritized plan for Inner West parks Plans of Management and Master Plans	4.3.1.8.1: Develop Inner West parks Plans of Management and Masterplans in accordance with the prioritised implementation plan
	4.3.1.9: Investigate the use of synthetic turf	4.3.1.9.1: Commence the design of a synthetic turf field in accordance with the prioritised implementation plan for synthetic turf
	4.3.1.10: Develop and implement a prioritised implementation plan for Crown Land parks Plans of Management and Master Plans	4.3.1.10.1: Implement Plans of Management and Masterplans for Inner West Crown Land parks
	4.3.1.11: Renew and upgrade parks in line with the Parks Capital Works Program	4.3.1.11.1: Projects completed to schedule
		4.3.1.11.2: Construct a skate park in Callan Park
4.3.2: Provide opportunities for people to participate in recreational activities they enjoy	4.3.2.1: Develop the Office of Sport to increase partnerships between Council and sporting clubs	4.3.2.1.1: Office of Sport Coordinator to liaise closely with sporting clubs

Corporate Support Services

This service area incorporates a number of internal services:

- Integration, Customer Service and Business Excellence and Civic Governance
- Communications and Engagement
- Human Resources
- Information and Communications Technology
- Legal Services
- Procurement and Fleet
- Properties, Major Building Projects and Facilities

Operating budget

Corporate Support Services - Operating Budget	2018/19 ($'000)	2019/20 ($'000)	2020/21 ($'000)	2021/22 ($'000)	2022/23 ($'000)
Income from Continuing Operations					
General Revenue	116,618	119,979	121,439	124,719	128,087
User Charges & Fees	1,382	1,415	1,449	1,484	1,520
Other Income	11,343	11,799	12,086	12,380	12,681
Profit or (Loss) on Disposal	182	(70)	(425)	(78)	(451)
Total Income from Continuing Operations	**129,525**	**133,124**	**134,550**	**138,505**	**141,837**
Expenses from Continuing Operations					
Employee Costs	28,782	36,201	37,221	37,840	37,199
Borrowing Costs	632	420	243	144	76
Materials & Contracts	14,978	16,416	17,777	16,743	17,075
Other Expenses	16,509	15,692	15,768	15,447	15,845
Depreciation & Amortisation	7,913	8,041	8,168	8,310	8,413
Total Expenses from Continuing Operations	**68,814**	**76,770**	**79,177**	**78,484**	**78,609**
Total Surplus/(Deficit) before Funding	**60,711**	**56,354**	**55,373**	**60,021**	**63,228**
Operating Grants & Contributions					
Operating Grants	**3,003**	**5,105**	**5,126**	**5,148**	**5,170**
Total Surplus/(Deficit) after Operating Grants	**63,714**	**61,459**	**60,499**	**65,169**	**68,398**
Funding Contributions & Overhead Allocations					
Capital Grants & Contributions	**5,159**	**1,375**	**1,306**	**1,831**	**906**
Overhead Allocation	**56,119**	**58,704**	**59,970**	**60,631**	**60,156**
Funding from/(to) Restricted Funds	**33,566**	**(32,146)**	**(29,738)**	**(32,571)**	**(33,840)**
Funding from/(to) General Funds including Rates	**(158,558)**	**(89,393)**	**(92,037)**	**(95,060)**	**(95,619)**
Total Surplus/(Deficit) after Capital Grants, Contributions & Funding	**-**	**-**	**-**	**-**	**-**

Attachment 1

Capital budget

Corporate Support Services - Capital Program	2019/20 ($'000)	2020/21 ($'000)	2021/22 ($'000)	2022/23 ($'000)
Information & Technology	1,316	815	985	977
Fleet Management	8,817	7,879	7,166	6,469
Capital Program Property & Assets	2,823	6,598	7,671	5,851
Loan Repayments	5,066	3,581	2,888	2,451
Total	**18,022**	**18,874**	**18,710**	**15,748**

Customer Service, Business Excellence and Civic Governance

Key responsibilities

- Provide frontline customer service to the Inner West community
- Coordinate merger implementation
- Support organisational development through business excellence initiatives
- Support transparent and accountable decision making by elected Council and Councillors for the benefit of the community

Key Performance Indicators

Key Performance Indicator	Target by 30 June 2022
Customer contact issue resolved at first point of contact (current = 83%)	85%
Customer calls answered in 60 seconds (current = 36%)	80%
Customer calls answered in 120 seconds (current = 49%)	90%
Customer calls answered in 180 seconds (current = 55%)	95%
Customer calls abandoned in queue (current = 16%)	Less than 4%
Average wait time at customer service counter (current = 5 minutes)	Less than three minutes
Online customer transactions (current = 15%)	30%

Actions – 2019/20

CSP Strategy	Delivery Program Initiative	2019/20 Action
5.3.2: Ensure responsible, sustainable, ethical and open local government	5.3.2.1: Policies and processes are in place to support Councillors	5.3.2.1.1: Implement the Councillor Learning and Development Program
5.3.3: Deliver innovation, excellence, efficiency, effectiveness and probity in Council processes and services	5.3.3.1: Optimise organisational efficiencies through amalgamation	5.3.3.1.1: Implement the Business Excellence Program
	5.3.3.21: Deliver an integrated bookings system	5.3.3.21.1: Finalise implementation of the new integrated bookings system

Communications and Engagement

Part of the Communications, Engagement and Events service unit

Key responsibilities

- Providing information to relevant communities and stakeholders about Council activities, services, policies and plans through media liaison and external and internal publications and platforms to achieve a positive and professional image and reputation
- Implementing and adhering to the Community Engagement Framework throughout Council, resulting in effective decision-making that best meets current and future needs and reflects community values

Key Performance Indicators

Key Performance Indicator	Target by 30 June 2022
Inner West Council website page views	Increase by 2.5% each year
Inner West Council social media followers (Facebook, Instagram, Twitter)	Increase by 2.5% each year
Number of visits to Your Say Inner West	Increase by 3% each year
Number of projects on Your Say Inner West on which the community has the opportunity to engage	More than 40 projects each year

Actions – 2019/20

CSP Strategy	Delivery Program Initiative	2019/20 Action
5.1.1: Support local democracy through transparent communication and inclusive participatory community engagement	5.1.1.5: Develop innovative methodologies to involve the community in decision-making processes	5.1.1.5.1: Inner West Community Forum - Councillor Roadshow
		5.1.1.5.2: Review the 2017/18 local democracy trials including: the new advisory committees; working groups structure; and the Community Engagement Framework
	5.1.1.6: Develop Social Media and Digital Strategy to identify new ways to expand digital communication	5.1.1.6.1: Complete the Social Media and Digital Strategy and Action Plan and implement the Social Media and Digital Communication Action Plan
		5.1.1.6.2: Develop new collateral for the Your Say Inner West outreach stall at council's flagship events and for community engagement pop-ups in line with Council's new brand
	5.1.1.7: Establish Local Democracy Groups	5.1.1.7.1: Administer the Local Democracy Groups
5.3.1: Undertake visionary, integrated, long term planning and decision making, reflective of community needs and aspirations	5.3.1.2: Develop and implement an Inner West Council Brand and Marketing Strategy	5.3.1.2.1: Roll out new Inner West Council brand and visual identify across the organisation and local government area in a phased approach

Attachment 1

CSP Strategy	Delivery Program Initiative	2019/20 Action
5.3.3: Deliver innovation, excellence, efficiency, effectiveness and probity in Council processes and services	5.3.3.5: Support a strong collaborative Inner West Council staff culture	5.3.3.5.1: Upgrade internal communications capacity with a focus on informing staff about new operating systems, training opportunities and benefits of new ways of doing business
		5.3.3.5.2: Roll out training for Council staff in engagement practice
	5.3.3.6: Establish a new website including a photo library which will provide one place to interact with Council online	5.3.3.6.1: Finalise outstanding website project requirements and commence investigation of photo library requirements and potential new photo library project. Provide an interim photo library solution for internal Council use

Finance

Key responsibilities

- Recording and maintaining Council's financial position resulting from decisions and policies resolved by Council
- Ensuring Council financial commitments are recognised and accounted for correctly in accordance with the Local Government Act and relevant Australian Accounting Standards
- Managing payroll, accounts payable, invoicing, investments, collection of rates, the annual budget, and the driving of financial implications

Key Performance Indicators

Key Performance Indicator	Target by 30 June 2022
Operating Performance Ratio	Greater than or equal to break even average over three years
Own Source Revenue Ratio	Greater than 60% average over three years
Building and Asset Renewal ratio	Greater than 100% average over three years
Infrastructure Backlog Ratio	Less than 2%
Asset Maintenance Ratio	Greater than 100% average over three years
Debt Service Ratio	Greater than 0% and less than or equal to 20% average over three years
Real Operating Expenditure	Decrease in real operating expenditure per capita over time

Actions – 2019/20

CSP Strategy	Delivery Program Initiative	2019/20 Action
5.3.3: Deliver innovation, excellence, efficiency, effectiveness and probity in Council processes and services	5.3.3.15: Rates modelling after rates freeze expires at the end of June 2020	5.3.3.15.1: Complete rates modelling to support decision making in relation to rating after the rates freeze ends in June 2020

Human Resources

Key responsibilities

- Talent acquisition and retention, on boarding (organisational socialisation and orientation)
- Capability development
- Employee and industrial relations
- Staff diversity, engagement and culture
- Workplace Health and Safety
- Return to Work and Workers Compensation

Key Performance Indicators

Key Performance Indicator	Target by 30 June 2022
Overall level of staff engagement with Inner West Council	Increase or maintain
Staff satisfaction with working for Inner West Council	Increase or maintain
Staff commitment to the success of Inner West Council	Increase or maintain
Eligible staff who have a Performance Plan completed or reviewed in the financial year	95%
Number of workdays lost to industrial action	Decrease
Staff with development plans and capability building opportunities in place	95%
Number of workers compensation claims	Decrease

Actions – 2019/20

CSP Strategy	Delivery Program Initiative	2019/20 Action
3.4.2: Encourage social enterprises and businesses to grow local employment	3.4.2.1: Inner West Council Traineeship Program	3.4.2.1.1: Continue to provide traineeship opportunities for 2019/20, including targeted EEO groups
5.3.3: Deliver innovation, excellence, efficiency, effectiveness and probity in Council processes and services	5.3.3.16: Consolidate Work Health and Safety policies and procedures	5.3.3.16.1: Continue to develop and implement WHS procedures and management system in consultation with key stakeholders and Safety Committee
	5.3.3.17: Develop and implement Inner West Council Enterprise Bargaining Agreements	5.3.3.17.1: Continue to implement new service delivery models and then develop and register new EBA's in consultation with staff in service areas that require an EBA, as the delivery requirements fall outside the LG award conditions
	5.3.3.18: Develop and implement an Inner West Council permanent salary system	5.3.3.18.1: Begin research and benchmarking data for development of permanent salary system
	5.3.3.19: Implement an Inner West Council Staff Performance Management system	5.3.3.19.19: Continue roll-out of IWC staff performance framework to all staff and on-line system roll-out

Attachment 1

Information and Communications Technology

Key responsibilities

- Managing and delivering a 'fit for purpose' Information and Communication Technology environment for internal and external customers that is current, secure, and reliable to both the primary service centres and remote facilities
- Managing reporting, access and secure storage of Council's digital information and data assets, including spatial data
- Maintaining, enhancing and improving Council's core line of business applications and user productivity applications by partnering in business improvement initiatives and aligning innovative technology solutions to business objectives
- Maintaining a strategic roadmap for Information and Communication Technology which reduces risk and maximises cost and efficiency of Information and Communication Technology assets

Key Performance Indicators

Key Performance Indicator	Target by 30 June 2022
Reduce number of Corporate Business Systems Applications (Current = 3)	1 Corporate Business System
Reduce number of Council Data Centres (Current = 5)	2 Council Data Centres
Reduce number of Council Data Networks (Current = 4)	1 Council Data Network
Reduce number of Telecommunication Providers (Current = 2)	1 Telecommunication Provider
Reduce number of Print Management Providers (Current = 5)	1 Print Management Provider
Reduce number of Desktop Operating Environments (Current = 3)	1 Desktop Operating Environment

Actions – 2019/20

CSP Strategy	Delivery Program Initiative	2019/20 Action
3.3.1: Support business and industry to be socially and environmentally responsible	3.3.1.6: Establish e-services to enable Council services to be performed electronically	3.3.1.6.1: Implement e-services for payments, customer requests, and Development Applications
3.3.3: Promote Inner West as a great place to live, work, visit and invest in	3.3.3.1: Support mobility by allowing community and staff to interact with Inner West Council systems anywhere, anytime	3.3.3.1.1: Provide field staff access to corporate systems and information from mobile devices

CSP Strategy	Delivery Program Initiative	2019/20 Action
5.1.1: Support local democracy through transparent communication and inclusive participatory community engagement	5.1.1.1: Improve analytics and reporting within and across Council information	5.1.1.1.1: Implement Business Intelligence dashboards for key areas
	5.1.1.2: Expand the information available to the community online and encourage online collaboration	5.1.1.2.1: Proactive release of Council information online
5.3.3: Deliver innovation, excellence, efficiency, effectiveness and probity in Council processes and services	5.3.3.7: Rationalise Council systems creating a unified system portfolio	5.3.3.7.1: Implement a single integrated system for core Council activities
		5.3.3.7.2: Consolidate business systems and collaboration platforms
	5.3.3.8: Enable a connected Council supported by network connectivity	5.3.3.8.1: Implement a consolidated Council data network across Council facilities
	5.3.3.9: Integrate Council functions and services	5.3.3.9.2: Integrate Information and Communication Technology applications and infrastructure domains
	5.3.3.10: Enable new methods and ideas in line with industry trends	5.3.3.10.1: Manage security and access to Council systems and data
	5.3.3.11: Create an organisation which is able to interact and transact digitally	5.3.3.11.1: Increase digitisation of Council information assets
	5.3.3.12: Remove manual workloads within Council processes	5.3.3.12.1: Integrate applications and automate business processes
	5.3.3.13: Operate Council's Information and Communication Technology in a sustainable and efficient manner	5.3.3.13.1: Modernise Information and Communication Technology infrastructure platform and consolidate data centres
		5.3.3.13.2: Establish Information Technology governance structure and good practice service management framework
		5.3.3.13.3: Implement a robust and compliant Information Management practice
		5.3.3.13.4: Improve integrity, security and adoption of Electronic Management System
	5.3.3.14: New and upgraded Council projects have effective Information and Communication Technology services on opening	5.3.3.14.1: New Childcare centre – Leichhardt Park
		5.3.3.14.2: New Childcare centre – Steel Park, Marrickville
		5.3.3.14.3: New Marrickville Library
		5.3.3.14.4: New Ashfield Aquatic Centre

Legal Services

Key responsibilities

- Provide the organisation with legal support
- Provide legal advice
- Manage litigation

Procurement

Key responsibilities

- Procurement services: Overseeing and optimising the process of buying goods, services or works to ensure Council obtains best value for money, applying probity standards and governance processes to procurement functions and ensuring legislative compliance

Properties, Major Building Projects and Facilities

Key responsibilities

- Managing Council's building assets of more than 300 buildings and other structures and over 270 leases and licences for both the commercial and community interests of Council, meeting community needs now and into the future
- Providing safe, clean and fit-for-purpose facilities for staff and public
- Delivering effective and efficient capital works and maintenance
- Delivering major building projects

Key Performance Indicators

Key Performance Indicator	Target by 30 June 2022
Council property portfolio management produces an increased net return	Trending upwards
Manage the building assets portfolio to maintain agreed service levels (capacity, utilisation, risk, condition, function)	Service levels are improved
Manage the Council property portfolio to best practice	Number of leases, licences and agreements in holdover is decreased
Deliver well planned and coordinated projects	100% expenditure of annual capital budget

Actions – 2019/20

CSP Strategy	Delivery Program Initiative	2019/20 Action
5.2.3: Collaborate with partners to deliver positive outcomes for the community, economy and environment	5.2.3.1: Completion of Stronger Communities funded projects	5.2.3.1.1: Petersham Town Hall upgrade complete
		5.2.3.1.2: Complete the Haberfield Library and Community Centre upgrade
5.3.3: Deliver innovation, excellence, efficiency, effectiveness and probity in Council processes and services	5.3.3.2: Implement the Inner West Council Long Term Land and Property Strategy	5.3.3.2.1: Deliver the projects for 2019/20 in the Land and Property Strategy Leasing Implementation Plan
		5.3.3.2.2: Deliver the projects for 2019/20 in the Land and Property Strategy Initiatives Implementation Plan
		5.3.3.2.3: Deliver the Land and Property Strategy Strategic Action Plan
	5.3.3.3: Implement priority actions in the Buildings Asset Management Improvement Plan	5.3.3.3.1: Undertake priority actions as endorsed in the Buildings Asset Management Improvement Plan

Have your say on this document

Public exhibtion

This draft *Operational Plan and Budget 2019/20*, including draft *Fees & Charges 2019/20* and draft updated *Long-Term Financial Plan 2019-29*, will be exhibited for a minimum 28 day period beginning in May 2019.

During the exhibition period, the documents will be available online and as hard copies at Council's three customer service centres. The community will be invited to comment on the drafts on Council's Your Say Inner West website, www.yoursay.innerwest.nsw.gov.au.

Translation Service
If you have questions on this document and need an interpreter, pleae call TIS National on 131 450 and ask them to call Inner West Council on 9392 5000

Υπηρεσία Διερμηνείας
Εάν έχετε ερωτήσεις αναφορικά με το παρόν έγγραφο και χρειάζεστε διερμηνέα, παρακαλούμε καλέστε την TIS National στο 131 450 και ζητήστε τους να καλέσουν το Inner West Council στο 9392 5000

Servizio traduzioni
Se avete domande su questo documento e necessitate di un interprete chiamate TIS National al numero 131 450 e chiedetegli di chiamarvi Inner West Council al numero 9392 5000

翻译服务
如果您对本文件有任何疑问，需要传译员帮助，请拨打TIS National的电话131 450，然后要求接通Inner West Council的电话9392 5000

Dịch vụ Thông Phiên dịch
Nếu quý vị có thắc mắc gì về tài liệu này và cần có thông dịch viên xin gọi cho TIS National qua số 131 450 và nhờ họ gọi cho Inner West Council qua số 9392 5000

خدمة الترجمة
إذا كانت لديك أسئلة حول هذا المستند وتحتاج إلى مترجم فوري، فاتصل بخدمة TIS National على الهاتف رقم 131 450 واطلب منهم الاتصال بـ Inner West Council على الرقم 9392 5000

Customer Service Centres
Petersham: 2-14 Fisher Street
Leichhardt: 7-15 Wetherill Street
Ashfield: 260 Liverpool Road
Phone (02) 9392 5000
www.innerwest.nsw.gov.au
© 2019 Inner West Council

INNER WEST COUNCIL



Fees and Charges FY2019/20

Draft April 2019

INNER WEST COUNCIL

This page has been left blank intentionally.

Table Of Contents

DEPUTY GENERAL MANAGER – Assets & Environment....11
FOOTPATHS, ROADS, TRAFFIC & STORMWATER....11
RESTORATIONS & INFRASTRUCTURE CHARGES....11
Application Fees and Security Deposits....11
Building Works Security Deposits (including complying developments)....11
Establishment....12
Road Pavement – Concrete....12
Road Pavement – Asphalt....12
Footpath – Concrete....12
Footpath – Asphalt....12
Footpath – Pavers....12
Grass Verge & Landscaping....12
Kerb & Gutter....13
Driveways....13
Stormwater & Drainage....13
Traffic Facilities....13
Main Street Improvement Works General....14
Excavation and Miscellaneous....14
ENGINEERING & DESIGN & INSPECTIONS....14
ROAD ACCESS PERMIT FEES....15
Road, Footpath, Car Park Occupation....15
Temporary Road Closure Fees....15
Work Zones....15
Hoarding Fees....16
Skip Placement....16
Road Anchors in Road Reserve....16
TRAFFIC AND PARKING FEES....16
General Fees....16
Car Share Parking Space Fees....17
Parking Meter Fees....17
Resident Parking Permit Fees....17
Business Parking Permit Fees....18
Other Parking Permit Fees....18
Car Park Fees....18
FILMING PERMIT FEES....19
Filming Application Fees....19
Traffic Management Assessment Fees....19
Filming Application – Other....19
WHITE WAY LIGHTING ALTERATIONS....19
SUSTAINABILITY & ENVIRONMENT....20
RECYCLING & WASTE MANAGEMENT – WEST....20
Rateable Properties....20
BUSINESS WASTE AND NON-RATEABLE PROPERTIES – WEST....20
Rateable Properties....20
Non Rateable Properties Excluding Businesses....20
RECYCLING & WASTE MANAGEMENT – NORTH....20

Provision of Domestic Waste Services....20
Weekend Tip (Car, Trailer or Ute)....21
BUSINESS WASTE – NORTH....21
Provision of Business Waste Service....21
Provision of Business Waste Service – Annual Fee....21
Mobile Garbage Bin Lease Fee....21
RECYCLE CONTAINER FEES – NORTH....21
SPECIAL EVENTS – NORTH....21
RECYCLING & WASTE MANAGEMENT – SOUTH....22
Domestic Waste Management Service....22
IWC VACANT LAND/AVAILABILITY CHARGE....22
IWC REPLACEMENT BINS....22
IWC SPECIAL COLLECTIONS....22
COMMUNITY NURSERY....22
Plant Prices – General Sales....22
Plant Prices – Pensioner Card/Commonwealth Health Card Holder....22
Plant Prices – Not for Profit Organisation Sales....23
Hire of Facility....23
Seed Collection....23
Environmental Incident Training Package....23
TREES, PARKS & SPORTSFIELDS....24
SPORTING GROUNDS & OUTDOOR FACILITIES....24
Leichhardt Oval #1....24
Henson Park....24
Synthetic Turf Fields....24
Sporting Grounds....25
Turf Cricket Wickets....25
Netball/ Basketball/ Multi-Purpose Outdoor Courts & Skate Parks....25
Sporting Grounds, Parks & Outdoor Facilities – Other Items....26
Events in Parks....26
Casual Booking (less than 30 people)....26
Weddings (up to 120 people)....26
Minor Event (30 – 500 people)....26
Major Event (over 500 people)....27
Additional event charges (all events)....27
Commercial Fitness Trainers & Running Groups....27
PARK & FORESHORE MANAGEMENT....27
Dinghy rack annual fee....27
PARK FURNITURE – REMOVAL AND/OR RELOCATION....27
Removal and/or relocation of public furniture (including cost of restoring original site)....27
PARK ACCESS....27
Access to park for building/construction/ landscaping works and deliveries....27
TREE MANAGEMENT....28
Tree Permit & DA Application....28
Tree Installation and Removal (Public/ Street/ Council Trees)....28
Street/Council Tree Security Deposit....28
Landscaping Bond/Security Deposit....28
Notification of Tree Applications and Development Application for Tree Removal (Leichhardt only)....29

PROPERTIES, MAJOR BUILDING PROJECTS & FACILITIES....30
PREPARATION OF LEASES & LICENCES OF COUNCIL LAND, CONSENTS TO ASSIGNMENT, SURRENDERS & OTHER DEALINGS....30
Titles Searches....30
Purchase of Council Land....30
Street Vending....30
Coffee Vans or other mobile vendors....30
Leichhardt Oval....31
DEVELOPMENT ASSESSMENT & REGULATORY SERVICES....32
DEVELOPMENT ADVISORY....32
Pre-Development Application Advice....32
Single Dwellings (Alterations & Additions, demolition, new dwellings, ancillary development & secondary dwellings)....32
Other Development (that does not fall into the single dwelling or heritage advice)....32
Pre Development, Planning & Heritage Advice....32
Heritage Advisory Service (no plans assessed) – Ashfield Only....32
Other Advice....32
Professional External Consultancy Services Fee for Pre Development Advice – Peer review, Report and or Advice....33
Exempt Development Confirmation Application....33
DEVELOPMENT ASSESSMENT....33
Heritage Exemption Application....33
Development Application (DA) Fees....33
DA's for Dwelling Houses....33
DA's for Advertisements....33
DA's for Change of Use (Only)....33
DA's for the Subdivision of Land (other than strata)....34
DA's for Strata Subdivision....34
All other DA's including erection of a building, carrying out of work, demolition of building or work (based on estimated costs)....34
DA's for Designated Development....34
Modification of Development Consent Application (Division 4.9 EPA Act 1979)....34
Other & Court Consent Modification....35
Review of Determination Application (Division 8.2 EPA Act 1979)....35
All other Development Application Reviews including erection of a building, carrying out of work, demolition of building or work (based on estimated costs)....35
Review of Modification Determination....36
Applications that Fee Waivers Apply....36
Fees for Notification and Advertising of DA's, Modifications and Reviews Applications....36
Notified Applications (based on estimated costs)....36
Notification of Modification Applications....36
Notifications of Review of Determination Applications (S8.2 EPA Act 1979)....36
Advertised Applications (in addition to notification fees)....36
Other Application Fees....37
Lapsed Consents....37
Extension of Consent Application....37
Electronic File Management....37
Amended Plans....37
Fee for stamping additional set of plans....37
Fees for External Referrals of Applications....37
Long Service Levy – IWC....38
Administration Charge....38
Refund of Application Fees....38
BUILDING CERTIFICATION....38
Building Information Certificate Applications....38
Building Information Certificate Public Notification Fees....38
Administration Certificates....38
Outside Approved Hours Construction Permits....38

Activity & Footpath Usage Applications....39
Construction Certificate Applications....39
Construction Certificate Application Fees for all National Construction Code Building Classes – based on estimated cost of works....39
Principal Certifying Authority (PCA) Appointment & Inspection Fees....39
Pre-Complying Development Certificate Advice....39
Complying Development Certificate....40
Complying Development Certificate Application Fees for all National Construction Code Building Classes – based on estimated cost of works....40
Occupation certificate....40
Subdivision Certificate Applications....40
Request for Technical advice on BCA or Fire Safety matters....40
Signing of Legal Documents on Behalf of the Council....40
Swimming Pool Certification....40
Refund of Application Fees....41
FIRE SAFETY....41
Annual Fire Safety Statement AFSS....41
Fire Safety Compliance....41
ENVIRONMENTAL HEALTH....41
Food Premises....41
Public Health....42
Environmental Protection....42
Local Government General Inspection Fee....42
ROAD RELATED REGULATION....43
Impounded Articles....43
Impounded Vehicles / Trailers....43
Parking Management....43
Footpath Occupation (Goods, A-Frames, Dining etc.) Ongoing Lease fee....43
DEVELOPMENT COMPLIANCE....43
A. Signs & Advertising Structures projecting onto or over Public Space (former Marrickville Council only)....43
i) Above Awning....43
ii) Below Awning....43
iii) Other....44
B. Commercial Outdoor Advertising....44
i) Other Commercial Outdoor Advertising....44
Certificate of Outstanding Orders/Notices – S735A LGA & Section 9, Schedule 5 EPAA....44
COMPANION ANIMALS....44
Lifetime Registration & Microchipping....44
Annual Registration Permit....44
Special Events Run by Council....45
Certificate of Compliance....45
Regulatory Prescribed Signange & Collars....45
Animal Temporary Holding Facility....45
Miscellaneous....46
DEPUTY GENERAL MANAGER – Community and Engagement....47
CHILDREN & FAMILY SERVICES....47
CHILDREN & FAMILY SERVICES – Leichhardt....47
John McMahon Children's Centre, Leichhardt Children's Centre, Leichhardt Park Children's Centre....47
Refundable Bond....47
Daily Fees....47
Late Payment of Fees....47
After Hours Collection....47
Annandale Children's Centre....47

Refundable Bond....47
Daily Fees....48
Late Payment of Fees....48
After Hours Collection....48
Balmain – Rozelle Occasional Care....48
Venue Hire....48
Cancellation fees for venue hire....49
Leichhardt Family Day Care....49
Venue Hire....49
Cancellation fees for venue hire....49
CHILDREN & FAMILY SERVICES – Marrickville....49
Addison Rd, Cavendish St, Deborah Little, Enmore Rd, May Murray, Tillman Park....49
Refundable Bond....49
Daily Fees....50
Late Payment of Fees....50
After Hours Collection....50
Globe Wilkins Preschool....50
Daily Fees....50
Late Payment of Fees....50
After Hours Collection....50
Marrickville Family Day Care....50
Out of School Hours Care (all services)....51
Refundable Bond....51
Before School Care (Account holders are required to give 20 working days written notice to the OSHC Administration Assistant via email to cancel any sessions)....51
After School Care (Account holders are required to give 20 working days written notice to the OSHC Administration Assistant via email to cancel any sessions)....51
Daily Fees....51
Late Payment of Fees....51
After Hours Collection....51
Vacation Care....52
Daily Fees....52
Late Payment of Fees....52
After Hours Collection....52
LIBRARY & HISTORY SERVICES....53
OVERDUE AND LOST ITEMS....53
INTERLIBRARY LOANS....53
PHOTOCOPYING, PRINTING AND SCANNING....53
SALE OF ITEMS....53
LOCAL HISTORY....53
PROGRAMMING OR ACTIVITIES....53
RENTAL OF MEETING ROOMS....54
ROOMS & COMMUNITY CENTRE – CATEGORY 1....54
ROOMS & COMMUNITY CENTRE – CATEGORY 2....54
ROOMS & COMMUNITY CENTRE – CATEGORY 3....55
ROOMS & COMMUNITY CENTRE – CATEGORY 4....56
REPRODUCTION OF COUNCIL OWNED IMAGES....56
COMMUNITY SERVICES & CULTURE....57
Indoor Venues Fee Scale....57
Rooms & Community Centres – Category 1....59
Whites Creek Stables, Leichhardt Marketplace (Community Room), Annandale Community Centre (Meeting Room), St Peters Town Hall (Downstairs), Jimmy Little Community Centre (Meeting Room), Hannaford Community Centre (Meeting Room), Camperdown Park (Meeting Room), Balmain Library (Meeting Room), Leichhardt Library (Meeting Room), Marrickville Library (Learning Room 1.3)....59

Rooms & Community Centres – Category 2....59
Whites Creek Cottage (Melaleuca Room), ASC (Activity Room), Hannaford Community Centre (Activity Room), Mervyn Fletcher Hall, Marrickville Library (Learning Room 1.1 & Learning Room 1.2)....59
Rooms & Community Centres – Category 3....60
Tom Foster Community Centre, Annandale Community Centre (Upstairs), Jimmy Little Community Centre (Main Hall), Michael Maher, Clontarf Cottage, Petersham Town Hall (Chambers), Herb Greedy, Seaview Street, St Peters Town Hall (Upstairs), Yanada Room, Marrickville Pavilion Rooms....60
Rooms & Community Centres – Category 4....60
Balmain Town Hall (Meeting Room), Hannaford Community Centre (Heffernan Hall), Annandale Community Centre (Back Hall)...60
Town Halls....61
Leichhardt Town Hall, Balmain Town Hall....61
Petersham Town Hall, Marrickville Town Hall....61
Ashfield Town Hall....62
Community Bus....62
Home Linked Support....63
Food Services....63
Social Activities....63
Home Modification & Maintenance, Gardening & Handyperson Services....63
Bus & Driver....63
AQUATIC & RECREATION FACILITIES & SERVICES....64
ASHFIELD AQUATIC CENTRE....64
LEICHHARDT PARK AQUATIC CENTRE....64
Pool Entry....64
Health & Fitness Classes (casual use, fee includes free pool entry)....65
Off peak GOLD membership (allows full use of GYM, all wet & dry programs & use of the pools Monday to Friday 12.00 pm till 4.00 pm)....65
Personal Training (individual one customer per trainer)....65
Group Personal Training....66
1 Session (hourly)....66
10 Sessions (hourly)....66
1 Session (Half hourly)....66
10 Sessions (Half hourly)....66
Nutrition consultation....66
Triathlon/Adult fun squad/Aussie masters/Swim fit....67
Exercise physiology(individual one customer per trainer)....67
Special Health & fitness program....67
Memberships (all with free pool entry to LPAC & Dawn Fraser Baths)....67
Swim Only....67
Family Swim A (1 adult & up to 2 children aged 5 – 16years. The adult must be the parent or guardian of the child, or alternatively an adult who lives with a child in the same domestic dwelling)....68
Family Swim B (2 adult & up to 2 children aged 5 – 16years. Adult must be the parents or guardian of the child, or alternatively an adult who lives with a child in the same domestic dwelling)....68
GOLD membership (allows full use of Gym, all wet & dry program and use of the pools)....69
Family Gold A (1 adult & up to 2 children aged 5 – 16years. The adult must be the parent or guardian of the child, or alternatively an adult who lives with a child in the same domestic dwelling)....69
Family Gold B (2 adult & up to 2 children aged 5 – 16years. The adult must be the parent or guardian of the child, or alternatively an adult who lives with a child in the same domestic dwelling)....70
Other Membership Fees....70
Joining Fee....70
Direct Debit Transaction Fees....70
Learn to swim (10 week terms)....71
Learn to swim per lesson (paid via direct debit)....71
Private Lessons....72
1 child....72
2 children....72

Learn to high dive/ water polo (10 week term)....72
School Programs....72
Squad & Stroke Correction....72
1 visit per week....72
2 visit per week....73
3 visit per week....73
4 visit per week....73
5 visit per week....73
Refund Policy....73
Facility Bookings....73
School Carnivals....73
Sporting Clubs/schools swimming....73
General Activity....74
Commercial Activity....74
Child Supervision....74
Concessions and Discounts....75
DAWN FRASER BATHS....75
Admission....75
Monthly Tickets....76
Season Tickets....76
Cost of Key (for out of season access and is conditional on purchase of season tickets or membership at LPAC)....76
Squad & Stroke Correction....76
Yoga....76
Facility Bookings....77
Filming Fees (commercial purposes) – assumes baths remains open. If baths are required to be closed then function prices will apply....77
Function hire (for functions held outside normal pool hours and includes the labour cost for provision of a supervisor)....77
SWIMMING POOLS....77
Annette Kellerman Aquatic Centre – Open all year....77
Multi Ticket Passes Aquatic Centre (Multi ticket pass includes access to all pools, free locker hire)....78
Upfront Payment Options – Pool Membership Only (All categories of Pool membership include access to all pools, free locker hire)....78
Learn to Swim Classes (includes access to LTS swim class & two unpaid parents, free locker hire)....79
Mini Squad (fee per lesson)....79
Bronze, Junior and Mini Squads (Unlimited access to Squads Sessions and Acquatics areas)....80
Aqua aerobics (includes access to Aqua aerobics class & swimming pool)....80
Others....80
Wellness Centre Casual Visit (includes access to Wellness Centre)....80
Upfront Payment Options – Centre Membership (includes access to the Aquatic & Wellness Centre as well as 1 free health assessment & program, all group fitness classes, all Aqua aerobics classes, free locker hire)....80
Schools Access....81
Hire....82
Multi Purpose Rooms Activities....82
Other....82
Fanny Durack Aquatic Centre....82
Season Tickets....83
Learn to Swim Classes....83
Mini Squad (fee per lesson)....83
Aqua aerobics....83
Carnivals (up to maximum of 6 lanes)....84
Other users....84
Hire of Pool Filming – up to 1 week....84
DEBBIE & ABBEY BORGIA COMMUNITY RECREATION CENTRE – STEEL PARK....84
Court Hire – Peak Time (Weekdays from 5.00 pm and all Weekend)....84
Court Hire – Off Peak (Weekdays from 8.30 pm 5.00 pm)....84
Competitions Costs – All Times....85
PCYC Competitions....85
Room Hire....85
Bond....85
Programmed Activities – PCYC Run – Member/non member price to be added....85

Tai Chi....86
Boxercise....86
Gentle Exercise....86
BASTABLE STREET HALL....86
STRATEGIC PLANNING....87
DEVELOPMENT CONTROL PLAN & POLICIES....87
PLAN PRINTING – DEVELOPMENT....87
PLANNING CERTIFICATE UNDER ENVIRONMENTAL PLANNING & ASSESSMENT ACT 1979....87
SECTION 7.11/7.12 CONTRIBUTIONS....87
DEVELOPER CONTRIBUTION PLANS....87
REPORTS, STUDIES, STRATEGIES & REVIEWS....87
PREPARATION OF AMENDMENT TO LOCAL ENVIRONMENTAL PLAN....87
Pre Planning Proposal Consultation (mandatory for all applications)....87
Planning Proposals....88
Amendments to Development Control Plan (lodged in conjunction with a Planning Proposal or in isolation)....88
Hourly Consultancy Fee....89
Advertisement and Notification of LEP and DCP amendments....89
Public Hearing....89
Additional costs and expenses....89
PRINTING....89
COMMUNICATIONS, ENGAGEMENT & EVENTS....91
BANNERS – HANGING OF BANNERS ON TOWN HALLS....91
Newtown....91
Petersham & St Peters Town Hall....91
Marrickville....91
Marrickville Road....91
BANNER BOOKINGS....91
FESTIVALS & EVENTS....91
Flagship Festivals & Events – Marrickville Festival, Bairro Portugues Food & Wine Fair, Australia Day....91
Stalls....91
Stands....92
Site only....92
Small – Scale Festivals & Events....92
Stalls....92
Stands....93
Site only....93
DEPUTY GENERAL MANAGER – Chief Financial and Administration Officer....94
FINANCE....94
SECTION 603 CERTIFICATES....94
RATES....94
General Rates & Valuation Enquiries....94
Overdue Rates....94
OTHER CHARGES....94
Gas Mains Charge – S611 Local Government Act 1993....94
Debt Recovery Charge....94
CREDIT CARD CHARGES....94
ICT....96
GIS MAPPING....96

Cadastral Maps showing street names and numbers, including LEP zone map, heritage conservation map, residential map and foreshore building line map. Note: for any map printed in colour – 30% surcharge applies to fees....96

Customised Maps showing street names and numbers with any 4 layers on the basic map. Note for any map printed in colour – 30% surcharge applies to fees....96

GIS Data Extracts – Provided on CD, USB or via email....96

Access to Information....96

GOVERNMENT INFORMATION (PUBLIC ACCESS) ACT 2009 (NSW) (GIPA ACT)....97

PHOTOCOPYING, PRINTING & SCANNING....97

Photocopying & Printing....97

Scanning & Email per page....97

Post (postage and handling)....98

INTERIM GENERAL MANAGER....99

LEGAL....99

LEGAL COSTS....99

SUBPOENA OF DOCUMENTS – SUPPLY OF INFORMATION....99

SUBPOENAS OR NOTICES TO PRODUCE....100

Name	Year 19/20 Fee (excl. GST)	GST	Fee (incl. GST)

DEPUTY GENERAL MANAGER – Assets & Environment

FOOTPATHS, ROADS, TRAFFIC & STORMWATER

RESTORATIONS & INFRASTRUCTURE CHARGES

Restoration involves substantial removal, remediation and tipping charges.

Application Fees and Security Deposits

Infrastructure Works Application Fee (includes 2 inspections) – per application	$293.00	$0.00	$293.00
Road Opening Application Fee (non-refundable) – Plus – per application	$100.40	$0.00	$100.40
Additional inspections (business hours) – per application	$165.00	$0.00	$165.00
Security Deposit (refundable) – Minimum charge – per application	$921.20	$0.00	$921.20
Security Deposit (refundable) for restoration works or other infrastructure works at applicant's request – per item	30% of calculated restoration cost based on Council's fees and charges.		
Security deposit (refundable) for construction of public domain works for compliance with Development Consent – per item	100% of cost for work based on Council's fees and charges		
Asset Integrity Charge – per item	30% of calculated restoration cost based on Council's fees and charges		
An assets integrity charge is applicable to all restoration works (other than those associated with a vehicle crossing approval) carried out by persons or public utilities to cover costs of damage to and accelerated failure of Council's adjoining infrastructure due to the impact of the road opening and contribute towards the ongoing maintenance of the asset.			
Night/Weekend Work – A surcharge on the scheduled fees will be applied for works outside normal business hours (8.00am to 5.00pm) or due to constrained sites (CBD/State/Regional Road) – per item	30% of calculated restoration cost based on Council's fees and charges		
Traffic Control Costs – A surcharge on the scheduled fees may be applicable for traffic control costs depending on the location and scope of works, subject to confirmation at time of pricing – per item	20% of calculated restoration cost based on Council's fees and charges		
Utility Agreements – At the discretion of Council's Road Access Manager and as approved by the Group Manager Roads, Traffic & Stormwater, Council may choose to negotiate on the set restoration charges with Utility Authorities. This may apply to larger restoration projects or where a memorandum of understanding is established between Council and the Utility Authority – per item			POA
Late Payment of Fees – Supply of Inaccurate Dimensions – per application	$261.40	$0.00	$261.40
Cancellation Fee – per item	10% of original fees (excluding deposit)		
Un-authorised road works – applicable to un-authorised road &/or footpath openings, driveways and all other public infrastructure works undertaken without an approved Council permit – per item	10% surcharge on calculated restoration cost based on fees and charges		

Building Works Security Deposits (including complying developments)

Security Deposit – for main property frontage, PLUS – per metre	$292.15	$0.00	$292.15
Security Deposit – any additional street or laneway frontages – per item	$146.05	$0.00	$146.05
Security Deposit (minimum charge) – per application	$2,152.50	$0.00	$2,152.50
Security Deposit for development involving substantial demolition (minimum charge) – per item	$8,056.50	$0.00	$8,056.50

Name	Year 19/20 Fee (excl. GST)	GST	Fee (incl. GST)
Establishment			
Establishment Fee – All restorations, road opening and infrastructure works – per item	$411.80	$0.00	$411.80
Road Pavement – Concrete			
Council Officers are required to carry out schedule inspections and sign off all completed works.			
Reinforced Concrete Road (225mm) – per m²	$564.90	$0.00	$564.90
Reinforced Concrete Road (225mm) with 50mm AC Overlay -per m²	$781.30	$0.00	$781.30
Reinforced concrete road 225mm thick + 100mm AC10 overlay (1m² minimum) – per m²	$865.80	$0.00	$865.80
Road Pavement – Asphalt			
Asphalt Pavement (AC10 / AC20, up to 150 mm) on existing base – per m²	$366.40	$0.00	$366.40
Asphalt resheet to gutter (50mm thick) – per m²	$134.70	$0.00	$134.70
Asphalt adjustment to road (50mm thick) – per m²	$90.80	$0.00	$90.80
Footpath – Concrete			
Concrete Footpath (75mm thick) – per m²	$303.60	$0.00	$303.60
Concrete Footpath (75mm thick) – greater than 10m² – per m²			POA
Footpath street name plates – per item			POA
Concrete Footpath (75mm thick) – with stencilling – per m²			POA
Concrete Footpath – Heavy Duty 125mm – with F62 – per m²	$359.00	$0.00	$359.00
Removal of concrete or asphalt path for provision of nature strip, etc (+ saw cutting) – per m²	$90.80	$0.00	$90.80
Footpath – Asphalt			
Asphalt Pavement (AC5, 50mm thick) – per m²	$250.80	$0.00	$250.80
Footpath – Pavers			
Paving – lay existing pavers on fine crushed rock (FCR) + sand bedding – per m²	$316.80	$0.00	$316.80
Paving – lay existing pavers on concrete base + sand bedding – per m²	$401.20	$0.00	$401.20
Paving – Replace damaged pavers (1m² minimum) – per m²			POA
Grass Verge & Landscaping			
Formed or Grassed Area including 100mm topsoil (replace with buffalo or existing grass type) – per m²	$81.30	$0.00	$81.30
Landscaped garden beds – per m²	$166.30	$0.00	$166.30
Plant new street tree (if approved) – per tree			POA
Plus remove existing street tree (separate approval required) – per tree			POA

continued on next page ...

Name	Year 19/20 Fee (excl. GST)	GST	Fee (incl. GST)

Grass Verge & Landscaping [continued]

Construct verge gardens – Concrete cutting and disposal – per m²	$205.90	$0.00	$205.90
On request from property owners who wish to create verge gardens in the immediate vicinity of their homes. Includes aeration and topping up with soil/compost mix. - per square metre			

Kerb & Gutter

Standard Kerb & Gutter – per lin.m	$322.10	$0.00	$322.10
Standard Kerb or Gutter Only – per lin.m	$203.30	$0.00	$203.30
Dish Crossing (up to 900mm wide) – per lin.m	$390.70	$0.00	$390.70
Sandstone Kerbing & Relevelling (using existing) – per lin.m	$493.60	$0.00	$493.60
Sandstone Kerbing & Relevelling (new sandstone) – per lin.m			POA
Pram Ramp, Standard Size – per item	$1,478.10	$0.00	$1,478.10
Kerb and gutter – by machine – per lin.m			POA

Driveways

Vehicle Crossing Layback – per lin.m	$406.90	$0.00	$406.90
Light Duty Vehicle Crossing (1m² minimum) – per m²	$369.60	$0.00	$369.60
Heavy Duty Vehicle Crossing (150mm with F82) (1m² minimum) – per m²	$464.60	$0.00	$464.60
Industrial Vehicle Crossing (225mm with F82) (1m² minimum) – per m²	$699.50	$0.00	$699.50
Refundable deposit for Light Duty Crossing – per driveway	$1,691.25	$0.00	$1,691.25
Refundable deposit for Heavy Duty Crossing – per driveway	$5,125.00	$0.00	$5,125.00
Refundable deposit for Industrial Crossing – per driveway	$6,508.75	$0.00	$6,508.75

Stormwater & Drainage

Kerb Outlet (Concrete Kerb) – per item	$200.60	$0.00	$200.60
Stormwater Piping (90mm pipe) – per lin.m	$69.70	$0.00	$69.70
Supply and Install 150mm x 100mm galvanised steel pipe (4.0mm thick) – per m²	$198.00	$0.00	$198.00
Core Drill Sandstone Kerb for Stormwater Outlet – per item	$224.40	$0.00	$224.40
Lintel Only to Gully Pit – per item	$1,156.00	$0.00	$1,156.00
Gully Pit (for pipes up to 600mm diameter) – per item	$3,920.00	$0.00	$3,920.00
Gully Pit (for pipes > 600mm diameter) – per item			POA
Excavation, supply and lay reinforced concrete pipes – per application			POA
Excavation, supply and construction of all stormwater infrastructure works (e.g. Gully pit, manhole, extended kerb lintel) – per application			POA

Traffic Facilities

Special traffic facilities (e.g. Pedestrian Refuges, Wombat Crossing, etc) – per item			POA
Supply and installation of steel bollard – per item			POA

Name	Year 19/20 Fee (excl. GST)	GST	Fee (incl. GST)
Main Street Improvement Works General			
Supply Concrete Pavers (230mm x 185mm) only – per m²	$59.70	$0.00	$59.70
Lay Main street Concrete Paver (230mm x 185mm) – includes sub-base preparation – per m²	$287.70	$0.00	$287.70
Supply Main street Footpath Paver (400mm x 400mm x 40mm) only – per m²	$129.40	$0.00	$129.40
Lay Main street Footpath Paver – includes sub-base preparation – per m²	$345.80	$0.00	$345.80
Main street asphalt footpath with Carborundum Surface Coating (two coats) – per m²	$264.00	$0.00	$264.00
Supply and Install new Sandstone Kerb (Dimension stone, 40MPa, on a 100mm concrete strip footing) – per lineal metre	$596.60	$0.00	$596.60
Supply Porphyry Setts – per m²	$229.70	$0.00	$229.70
Lay Porphyry Setts, including mortar bed, joints & sub-base – per m²	$380.10	$0.00	$380.10
Supply Porphyry Banding – per m²	$301.00	$0.00	$301.00
Supply Interlock Pavers 'Honed Finish' 230mm x 110mm x 80mm – per m²	$116.20	$0.00	$116.20
Supply Anchorlock Pavers 'Honed Finish' – per m²	$137.30	$0.00	$137.30
Lay Interlock & Anchorlock Pavers – includes 150mm concrete base – per m²	$512.10	$0.00	$512.10
Supply Tactile Ground Surface Indicator Pavers – per m²	$153.20	$0.00	$153.20
Lay Tactile Ground Surface Indicator Pavers – per m²	$248.20	$0.00	$248.20
Additional charge to upgrade main street paving (where Council is constructing concrete path and property owner requests main street style paving) – per m²	$200.60	$0.00	$200.60
Supply Pedestrian Safe Trench Grates – per lineal metre	$257.50	$0.00	$257.50
Install Pedestrian Safe Trench Grates – per lineal metre	$274.50	$0.00	$274.50
Main street Fence – per lineal metre	$667.80	$0.00	$667.80
Decorative Pedestrian Street Lighting (includes minimum 1500mm x 500mm dia. concrete footing) supply & installation – per item			POA
Supply and Install RMS approved fence – per panel	$667.80	$0.00	$667.80
Supply & install Fibreglass Walkway Mictromesh – per m²	$823.50	$0.00	$823.50
Excavation and Miscellaneous			
Saw cutting up to 100 mm thick – per lin.m	$70.20	$0.00	$70.20
Saw cutting from 100 mm up to 250 mm thick – per lin.m	$195.40	$0.00	$195.40
Rock excavation (allows for removal of spoil) – per m³			POA
Excavation other than rock (allows for removal of spoil) – per m³			POA
Miscellaneous Civil Works – per application			POA
ENGINEERING & DESIGN & INSPECTIONS			
Flood Certificate (where service is available) – per certificate	$340.80	$0.00	$340.80
Access to Flood models	$1,000.00	$0.00	$1,000.00
Prepare Engineering designs for roadworks, vehicle crossings (min 2 hours) – per hour	$150.00	$0.00	$150.00
Inspection fee – per inspection	$165.00	$0.00	$165.00
Footpath Condition Inspection – Development Works – per inspection	$230.65	$0.00	$230.65
Engineering plan assessment for public domain works (min 2 hours) – per hour	$150.00	$0.00	$150.00

continued on next page ...

Name	Year 19/20 Fee (excl. GST)	GST	Fee (incl. GST)
ENGINEERING & DESIGN & INSPECTIONS [continued]			
Application Fee for design approval to construct works on Council property (includes applications for Step 1 Vehicle Crossing Approval, Levels Certificate and Roadworks Permit) – per item	$190.40	$0.00	$190.40
Application Fee for approval to construct works on Council property – per application	$88.00	$0.00	$88.00
Inspections outside normal business hours (8.00am to 5.00pm) – per inspection	$330.00	$0.00	$330.00
Section 88G (Conveyancing Act) Certificates * – per item	$44.50	$0.00	$44.50
ROAD ACCESS PERMIT FEES			
Road, Footpath, Car Park Occupation			
Use of Council's property for charitable clothing bin (Annual Charge) – per item	$667.80	$0.00	$667.80
Heavy Plant Occupation (Mobile hoisting devices, including Crane, Concrete Boom Pump, Exvacator, Cherry Picker, etc) – per day or part there of	$422.30	$0.00	$422.30
Heavy Plant Occupation (Trucks, Line Pumps, etc) – per day or part there of	$211.20	$0.00	$211.20
Footpath Occupation/Road Occupancy/Car park occupation – application fee (partial closure) – per application	$81.40	$0.00	$81.40
Footpath Occupation/Road Occupancy/Car park occupation – rate – per m² per week or part thereof	$11.50	$0.00	$11.50
Footpath Occupation/Road Occupancy/Car park occupation – minimum weekly charge – per application	$115.00	$0.00	$115.00
Footpath Occupation/Road Occupancy/Car Park Occupation for a commercial event – per street block per event	$5,278.80	$0.00	$5,278.80
Use of road, footpath and/or Council carpark for the purpose of providing short term community services such as blood bank, breast screening, etc., are exempt from fees, subject to approval			No Charge - Subject to approval
Temporary Road Closure Fees			
Application Fee for Temporary Road Closure (Full closure) – per application	$155.00	$0.00	$155.00
Temporary Full Road Closure (including advertising the proposal in accordance with the Roads Act 1993) – per approved application	$1,625.90	$0.00	$1,625.90
There is no charge for residents' neighbourhood street parties			
Hire of barricades and trestles with light – per barricade per week	$57.10	$0.00	$57.10
plus delivery and collection – per item	$628.20	$0.00	$628.20
Temporary footpath crossing – Timber boards and strapping installed by applicant – per week	$97.20	$0.00	$97.20
Additional fee where Council employees carry out the full implementation of the closure – per day	$1,594.20	$0.00	$1,594.20
Additional fee where Council employees carry out the full implementation of the closure out of hours – per day	$1,995.40	$0.00	$1,995.40
Temporary closures for events deemed to have significant local or community benefit at the discretion of the Group Manager Roads Traffic and Stormwater – per item			Free
Work Zones			
Work Zone Application Fee – per application	$163.70	$0.00	$163.70

continued on next page ...

Name	Year 19/20 Fee (excl. GST)	GST	Fee (incl. GST)
Work Zones [continued]			
Work Zone Installation Fee (including removal) plus – per approved application	$757.60	$0.00	$757.60
Rate for Residential Area – per metre per week	$27.50	$0.00	$27.50
Rate for Commercial Area – per metre per week	$47.00	$0.00	$47.00
Rate for Parking Meter Area – per metre per week	$85.60	$0.00	$85.60
Hoarding Fees			
Hoarding Application Fee (non-refundable) – per application	$451.00	$0.00	$451.00
Type A Hoarding – security deposit – per application	$1,742.50	$0.00	$1,742.50
Type B Hoarding – security deposit – per application	$10,455.00	$0.00	$10,455.00
Type C Hoarding – security deposit – per application	$850.75	$0.00	$850.75
Rate for Type A, B and C Hoardings – per m² per month or part thereof	$47.15	$0.00	$47.15
Type A Hoarding – minimum charge – per month or part thereof	$1,804.00	$0.00	$1,804.00
Type B Hoarding – minimum charge – per month or part thereof	$2,244.75	$0.00	$2,244.75
Type C Hoarding – minimum charge – per month or part thereof	$451.00	$0.00	$451.00
Application for the temporary occupation of the footpath to undertake maintenance and other works to a building – per application	$169.10	$0.00	$169.10
Skip Placement			
Annual Licence Fee – Skip providers – per application per year	$1,500.00	$0.00	$1,500.00
Pro-rata Licence Fee for new applicants in second half of financial year – per application (pro-rata)	$750.00	$0.00	$750.00
Rate for more than one week in an un-metered parking area – per application			
Rate for more than three (3) days in a metered parking area – per application		Refer to Parking Meter fees	
Deposit Fee – Skip Provider (refundable) – per item	$3,177.50	$0.00	$3,177.50
Note: The Deposit Fee may be called up by Council to repair damage caused by the placing of Bin(s) by the applicant			
Cancellation of Approval by Council (See below for Impounding Fees) – per item	$1,927.00	$0.00	$1,927.00
Road Anchors in Road Reserve			
Installation of temporary shoring including ground anchors in the road reserve – Application fee – per application	$3,251.80	$0.00	$3,251.80
Installation of temporary shoring including ground anchors in the road reserve – Security deposit (refundable once anchors have been released) – per application	$26,393.80	$0.00	$26,393.80
TRAFFIC AND PARKING FEES			
General Fees			
Parking restriction signage (LTC approved) – supply/ installation/ removal/ maintenance – per sign	$404.90	$0.00	$404.90
Pavement marking – per application			POA
Supply of Sign – per sign			POA
Concrete raised threshold with stencil (Minimum Charge 1 sqm) – per m²			POA

continued on next page ...

Name	Year 19/20 Fee (excl. GST)	GST	Fee (incl. GST)
General Fees [continued]			
Supply of installation dates and data (application to waive penalties and/or traffic survey data information) – per request	$61.50	$6.15	$67.65
Line marking on either side of Driveways or remarking of existing lines (2 lines) – per driveway	$205.00	$0.00	$205.00
Car Share Parking Space Fees			
Car Share space application – per application	$143.00	$14.30	$157.30
Install/replace car share signposting supply and install signs (includes first years fee) – per sign	$336.00	$33.60	$369.60
Car share Annual Fee – per year or part there of	$63.36	$6.34	$69.70
Parking Meter Fees			
Relocation of parking meter – per application			POA
Parking Meter Fees Main Street Meters 8:00am – 10:00pm daily – Balmain/Rozelle/Leichhardt – per hour	$3.91	$0.39	$4.30
Parking Meter Fees Side Street Meters 8:00am – 6:00pm (1st 2 hours) – Balmain/Rozelle/Leichhardt – per hour	$3.91	$0.39	$4.30
Parking Meter Fees Side Street Meters 8.00am – 6:00pm (after 2 hours until 6:00pm) – Balmain/Rozelle/Leichhardt – per hour	$1.91	$0.19	$2.10
Parking Meter Fees Side Street Meters 6:00pm – 10:00pm – Balmain/Rozelle/Leichhardt – per hour	$3.91	$0.39	$4.30
Parking Meter Fees – On street – King St and Enmore Road – per item			Current charge for meter parking established by Sydney City Council for King Street
Suspension of parking metering (subject to approval) – application fee – per application	$153.75	$0.00	$153.75
Suspension of parking metering (subject to approval) – per day per parking bay	$57.40	$0.00	$57.40
Resident Parking Permit Fees			
2nd Resident Parking Permit (Ashfield/Dobroyd Point/Haberfield/Summer Hill/Ashbury/Croydon/Hurlstone Park/Croydon Park) – per permit	$56.50	$0.00	$56.50
1st Resident Parking Permit – per permit			No Charge
2nd Resident Parking Permit (Leichhardt/Lilyfield/Rozelle/Annandale/Birchgrove/Balmain/Balmain East) – per permit			No Charge
Replacement of Lost Parking Permit (subject to submission of satisfactory evidence) – per permit	$35.00	$0.00	$35.00
Pensioner Parking Permit (Leichhardt/Lilyfield/Rozelle/Annandale/Birchgrove/Balmain/Balmain East) – per permit			No Charge
Resident Visitor Parking Permit (Leichhardt/Lilyfield/Rozelle/Annandale/Birchgrove/Balmain/Balmain East) – per permit			No Charge
Temporary Residential Parking Permit (2 weeks max) (Leichhardt/Lilyfield/Rozelle/Annandale/Birchgrove/Balmain/Balmain East) – per week			No Charge
2nd Resident Parking Permit (Marrickville/Camperdown/Petersham/Dulwich Hill/St Peters/Stanmore/Lewisham/Sydenham/Tempe) – per permit	$113.60	$0.00	$113.60

continued on next page ...

Attachment 2

Name	Year 19/20 Fee (excl. GST)	GST	Fee (incl. GST)
Resident Parking Permit Fees [continued]			
2nd Resident Parking Permit (Marrickville/Camperdown/Petersham/Dulwich Hill/St Peters/Stanmore/Lewisham/Sydenham/Tempe) – Pensioner Card/Health Care Card Holder – per permit	$56.50	$0.00	$56.50
Resident Visitor 'one day use' Parking Permit (Marrickville/Camperdown/Newtown/Petersham/Dulwich Hill/St Peters/Enmore/Stanmore/Lewisham/Sydenham/Tempe) – Max. 30 per year – per 10 permits	$26.50	$0.00	$26.50
Resident Visitor 'one day use' Parking Permit (Marrickville/Camperdown/Newtown/Petersham/Dulwich Hill/St Peters/Enmore/Stanmore/Lewisham/Sydenham/Tempe) – Max. 30 per year – for pensioners on full benefits – per 10 permits	$13.20	$0.00	$13.20
Business Parking Permit Fees			
1st Business Parking Permit (Leichhardt/Lilyfield/Rozelle/Annandale/Birchgrove/Balmain/Balmain East) – per permit			No Charge
2nd and subsequent Business Parking Permit (Leichhardt/Lilyfield/Rozelle/Annandale/Birchgrove/Balmain/Balmain East) – per permit	$116.20	$0.00	$116.20
Community and Essential Services Parking Permit (Leichhardt/Lilyfield/Rozelle/Annandale/Birchgrove/Balmain/Balmain East) – per permit			No Charge
Temporary Business Parking Permit (12 weeks max) (Leichhardt/Lilyfield/Rozelle/Annandale/Birchgrove/Balmain/Balmain East) – per week	$11.70	$0.00	$11.70
Business Parking Permit (Marrickville/Camperdown/Newtown/Petersham/Dulwich Hill/St Peters/Enmore/Stanmore/Lewisham/Sydenham/Tempe) – per permit	$256.10	$0.00	$256.10
Business Parking Permit (Marrickville/Camperdown/Newtown/Petersham/Dulwich Hill/St Peters/Enmore/Stanmore/Lewisham/Sydenham/Tempe) – Not for profit organisations – per permit	$129.40	$0.00	$129.40
Other Parking Permit Fees			
Care worker parking permit (City of Sydney) – per permit	Refer to City of Sydney Fees and Charges		
Resident's carer (personal carer) (Marrickville/Camperdown/Newtown/Petersham/Dulwich Hill/St Peters/Enmore/Stanmore/Lewisham/Sydenham/Tempe) – per permit			Free
Trade vehicle permit (Marrickville/Camperdown/Newtown/Petersham/Dulwich Hill/St Peters/Enmore/Stanmore/Lewisham/Sydenham/Tempe) – per permit	$70.80	$0.00	$70.80
Car Park Fees			
Brown Street Car Park – per week	$36.55	$3.65	$40.20
Car park opening fee (out of hours opening fee Mon-Fri) – per application	$338.36	$33.84	$372.20
Car park opening fee (out of hours opening fee Sat-Sun) – per application	$395.91	$39.59	$435.50
Parking Meter Fees – Off-street parking (Lennox 8am-10pm) – per hour	$2.09	$0.21	$2.30
Parking Meter Fees – Off-street parking (Edgeware – 6pm-10pm) – per hour	$2.09	$0.21	$2.30
Frampton Ave car park business parking scheme (employees) – per permit per year	$635.91	$63.59	$699.50
Frampton Ave car park business parking scheme (employees) – per permit per quarter	$184.82	$18.48	$203.30

Name	Year 19/20 Fee (excl. GST)	GST	Fee (incl. GST)
FILMING PERMIT FEES			
Filming Application Fees			
Filming Application Fee – Ultra low impact – per item			No Charge
Filming Application Fee – Low impact – per item	$150.00	$0.00	$150.00
Filming Application Fee – Medium impact – per item	$300.00	$0.00	$300.00
Filming Application Fee – High impact – per item	$500.00	$0.00	$500.00
Traffic Management Assessment Fees			
Administration fee – low assessment – per application	$150.00	$0.00	$150.00
Administration fee – medium assessment – per application	$300.00	$0.00	$300.00
Administration fee – high assessment – per application	per temporary road closure fees		
Filming Application – Other			
Additional Charges apply where:	Additional Charges apply where:		
(a) Application is submitted less than 5 days notification – per item	$224.40	$0.00	$224.40
(b) Application is submitted with 24 Hours notification – per item	$332.60	$0.00	$332.60
Filming within the Ashfield Aquatic Centre (half & full day), does not include exclusive use or exclusion of the general public – per item	$1,530.90	$0.00	$1,530.90
Filming within the Ashfield Aquatic Centre (lane hire 1/2 day), includes exclusive use and exclusion of the general public – per item	$3,051.20	$0.00	$3,051.20
Approval of Parking plans or unit based plans (For barricading Parking Spaces) including for filming on private property – per application	$150.00	$0.00	$150.00
Plus for barricading of parking spaces in metered parking areas, refer to Parking Meter Fees.			
Filming Application Revision (significant changes to timing and/or nature of filming activity) – per application	Additional 75% of Application Fees		
Zero Budget Student Productions – per item	Free		
Community based non-profit educational & community service organisations – per item	Free		
Major Revision of initial filming applications – per item	Additional 75% of applicable application fee		
Temporary Road & Footpath Closures – per item	Refer Road Closure - Temporary Fees		
Use of Council Constructed facilities – per item	Refer Town Halls Filming Fee		
Other Council services & other filming / photography (non-refundable) – in accordance with Local Government filming protocol – per item	Actual Cost plus GST		
WHITE WAY LIGHTING ALTERATIONS			
Security Deposit for adjustments by owner – per item	$792.05	$79.21	$871.26
Inspection Fee – includes 2 Inspections – per item	$174.73	$17.47	$192.20
Additional inspections (normal business hours 8.00am to 5.00pm) – per item	$80.14	$8.01	$88.15
Supply and install White way Light Fitting (wiring in new conduit to existing supply, gallery, sphere, 20W compact fluoro globe) – per item	$612.68	$61.27	$673.95
Adjustment and extensions by Council – per fitting			POA
White way lighting works carried out by Council – per item	POA - estimated cost plus 12%		

Name	Year 19/20 Fee (excl. GST)	GST	Fee (incl. GST)
SUSTAINABILITY & ENVIRONMENT			
RECYCLING & WASTE MANAGEMENT – WEST			
Rateable Properties			
Residential Waste Service: 120L weekly garbage, 240L fortnightly recycling & 240L fortnightly garden organic waste	$423.00	$0.00	$423.00
Residential Waste Service: 240L weekly garbage, 240L fortnightly recycling & 240L fortnightly garden organic waste	$810.00	$0.00	$810.00
Residential Additional Garbage Bin (120L)	$337.90	$0.00	$337.90
BUSINESS WASTE AND NON-RATEABLE PROPERTIES – WEST			
Rateable Properties			
Business Waste Service: 1 x 120L weekly garbage & 1 x 240L fortnightly recycling	$1,487.20	$0.00	$1,487.20
Business Waste Service: 1 x 240L weekly garbage & 1 x 240L fortnightly recycling	$2,048.80	$0.00	$2,048.80
Business Waste Service: 1 x 240L fortnightly recycling ONLY	$468.00	$0.00	$468.00
Non Rateable Properties Excluding Businesses			
Waste Service: 1 x 240L fortnightly garden organics ONLY	$509.60	$0.00	$509.60
RECYCLING & WASTE MANAGEMENT – NORTH			
Provision of Domestic Waste Services			
Council rebates 100% of the domestic waste management charge to pensioners who have continuously been ratepayers / residents of the Municipality of Leichhardt for ten years or longer			
Residential Waste Service: 1 x 55L weekly garbage, 2 X 120L fortnightly recycling & 1 x 120L fortnighlty garden organic waste	$443.50	$0.00	$443.50
Residential Waste Service: 1 x 80L weekly garbage, 2 X 120L fortnightly recycling & 1 x 120L fortnighlty garden organic waste	$470.00	$0.00	$470.00
Residential Waste Service: 1 x 120L weekly garbage, 2 X 120L fortnightly recycling & 1 x 120L fortnighlty garden organic waste	$544.00	$0.00	$544.00
Residential Waste Service: 2 x 55L weekly garbage, 2 X 120L fortnightly recycling & 1 x 120L fortnighlty garden organic waste	$544.00	$0.00	$544.00
Residential Waste Service (Shared between 2): 1 x 120L weekly garbage, 1 X 240L fortnightly recycling & 1 x 240L fortnighlty garden organic waste	$443.50	$0.00	$443.50
Residential Waste Service (Shared between 2): 1 x 240L weekly garbage, 1 X 240L fortnightly recycling & 1 x 240L fortnighlty garden organic waste	$544.00	$0.00	$544.00
Residential Waste Service (Shared between 3): 1 x 240L weekly garbage, 1 X 240L fortnightly recycling & 1 x 240L fortnighlty garden organic waste	$470.00	$0.00	$470.00
Residential Waste Service (Shared between 4): 1 x 240L weekly garbage, 1 X 240L fortnightly recycling & 1 x 240L fortnighlty garden organic waste	$443.50	$0.00	$443.50
Boarding House Only – 1 x 240 litre service	$732.50	$0.00	$732.50

Name	Year 19/20 Fee (excl. GST)	GST	Fee (incl. GST)
Weekend Tip (Car, Trailer or Ute)			
General Rubbish – Full Load	$56.36	$5.64	$62.00
General Rubbish – Half Load	$32.73	$3.27	$36.00
Pre-sorted Recyclables			Free for drop-off
Garden Organics			Free for drop-off
Pre-sorted Mixed Load – Garden Organics/Recyclables/General Rubbish	$39.55	$3.95	$43.50
Recycling of mattresses – Single			Free
Recycling of mattresses – Double			Free
Recycling of e-waste (television, computers and peripherals)			Free
BUSINESS WASTE – NORTH			
Provision of Business Waste Service			
Business Waste Service: 1 x 55L per pickup	$14.50	$0.00	$14.50
Business Waste Service: 1 x 120L per pickup	$19.60	$0.00	$19.60
Business Waste Service: 1 x 240L per pickup	$30.40	$0.00	$30.40
Provision of Business Waste Service – Annual Fee			
This annual service is only available with the prior agreement of Council and where the number of bins collected is the same each week			
Business Waste Service: 1 x 55L weekly garbage	$754.00	$0.00	$754.00
Business Waste Service: 1 x 120L weekly garbage	$1,019.20	$0.00	$1,019.20
Business Waste Service: 1 x 240L weekly garbage	$1,580.80	$0.00	$1,580.80
Mobile Garbage Bin Lease Fee			
Business Waste Service: 1 x 120L per month	$10.60	$0.00	$10.60
Business Waste Service: 1 x 240L per month	$11.70	$0.00	$11.70
Business Waste Service: 1 x 120L per annum	$127.20	$0.00	$127.20
Business Waste Service: 1 x 240L per annum	$140.40	$0.00	$140.40
RECYCLE CONTAINER FEES – NORTH			
Bokashi Buckets – 19L	$67.27	$6.73	$74.00
Bokashi Mix – 1 kg bag	$9.64	$0.96	$10.60
Degradable Dog Bags – 20 Pack			Free
SPECIAL EVENTS – NORTH			
1 x 240L Waste Service	$27.64	$2.76	$30.40
1 x 240L Paper Recycling Service	$10.64	$1.06	$11.70
1 x 240L Commingled Containers Recycling Service	$13.45	$1.35	$14.80

Name	Year 19/20 Fee (excl. GST)	GST	Fee (incl. GST)
RECYCLING & WASTE MANAGEMENT – SOUTH			
Domestic Waste Management Service			
Residential Waste Service: 140L weekly garbage, 240L fortnightly recycling & 240L garden organic waste	$570.50	$0.00	$570.50
Residential Waste Service: 140L weekly garbage ONLY	$323.50	$0.00	$323.50
IWC VACANT LAND/AVAILABILITY CHARGE			
Vacant Land/Availability Charge	$222.00	$0.00	$222.00
IWC REPLACEMENT BINS			
If replacement required through loss, damage, misuse or neglect. Please note, not all bins are available to all service areas.			
1 x 55L bin	$29.60	$0.00	$29.60
1 x 80L mobile bin	$43.40	$0.00	$43.40
1 x 120L mobile bin	$46.50	$0.00	$46.50
1 x 140L mobile bin	$49.70	$0.00	$49.70
1 x 240L mobile bin	$52.80	$0.00	$52.80
1 x 660L mobile bin	$488.30	$0.00	$488.30
Replacement of BLACK 55L Recycling Crate	$25.40	$0.00	$25.40
Replacement of BLUE 55L Recycling Crate	$26.50	$0.00	$26.50
IWC SPECIAL COLLECTIONS			
Mattress not presented for collection on the scheduled booking day	$22.70	$0.00	$22.70
Special Collections			P.O.A.
Special Collections/Paid Clean Ups (Maximum of $2m^3$)	$143.20	$0.00	$143.20
COMMUNITY NURSERY			
Plant Prices – General Sales			
50mm tube	$3.09	$0.31	$3.40
140mm pot	$13.64	$1.36	$15.00
200mm pot	$51.82	$5.18	$57.00
Plant Prices – Pensioner Card/Commonwealth Health Card Holder			
50mm tube	$2.73	$0.27	$3.00
140mm pot	$6.36	$0.64	$7.00
200mm pot	$25.45	$2.55	$28.00

Name	Year 19/20 Fee (excl. GST)	GST	Fee (incl. GST)
Plant Prices – Not for Profit Organisation Sales			
50mm tube	$2.73	$0.27	$3.00
140mm pot	$6.36	$0.64	$7.00
200mm pot	$25.45	$2.55	$28.00
Hire of Facility			
Whole day (8 hours)	$145.45	$14.55	$160.00
Half day (4 hours)	$72.73	$7.27	$80.00
Seed Collection			
Rate / hour	$50.00	$5.00	$55.00
Environmental Incident Training Package			
Fee	$1,833.18	$183.32	$2,016.50

Name	Year 19/20 Fee (excl. GST)	GST	Fee (incl. GST)

TREES, PARKS & SPORTSFIELDS

SPORTING GROUNDS & OUTDOOR FACILITIES

1. All fees and charges are to be paid in full in advance. Seasonal hire will be invoiced one month after the commencement of the season.
2. The winter season commences on the first Tuesday of April and finishes on the last Sunday in August (subject to maintenance needs). The summer season commences on the third Tuesday of September and finishes on the last Sunday in March (subject to maintenance needs).
3. Pre-season training will be charged at casual rates.
4. 15 or more hire events are needed to qualify for a seasonal rate (per booking).
5. Seasonal fees and charges include, goalposts and linemaking. Seasonal hire does not include storage and the use of the canteen.
6. Sporting grounds will be charged per field (where applicable).
7. Conditions are as per Council's adopted Sporting Grounds Allocation Policy
8. No refunds will be offered for wet weather impacting on training (including seasonal hire).
9. No refunds will be offered for wet weather up to three game days per season.
10. No refunds will be offered for up to two lighting outages/ lights not coming on per season.
11. Hire of sporting grounds is subject to availability.
12. Casual hire fees will apply for a minimum of four hours.
13. Schools – free use during the day for sporting grounds (weekdays, 9am – 3pm during school terms ONLY). All other fees apply (eg. athletics carnivals and use of turf wickets). Schools are still required to complete and submit an application for use of the grounds.
14. Charities – may be entitled to a fee waiver. See the Events in Parks Policy for conditions.

Leichhardt Oval #1

Leichhardt Oval #1			POA

Henson Park

Henson Park – Professional/ commercial/ corporate games ($/ hour/ field)	$572.27	$57.23	$629.50
Henson Park – Community / semi– professional games ($/ hour/ field)	$171.64	$17.16	$188.80
Henson Park – Seasonal hire – training with lights ($/ hour/ field)	$139.45	$13.95	$153.40
Henson Park – Casual/ charity hire – training with lights ($/ hour/ field)	$278.91	$27.89	$306.80
Henson Park – Refundable bond (Optional)	$5,000.00	$0.00	$5,000.00

Synthetic Turf Fields

Synthetic Turf Fields – Professional/ commercial/ corporate games ($/ hour/ field)	$381.82	$38.18	$420.00
Synthetic Turf Fields – Community / semi– professional games ($/ hour/ field)	$152.36	$15.24	$167.60
Synthetic Turf Fields – Seasonal hire – training with lights ($/ hour/ field)	$110.41	$11.04	$121.45
Synthetic Turf Fields – Seasonal hire – training without lights ($/ hour/ field)	$103.18	$10.32	$113.50
Synthetic Turf Fields – Casual/ charity hire – training with lights ($/ hour/ field)	$220.82	$22.08	$242.90
Synthetic Turf Fields – Casual/ charity hire – training without lights ($/ hour/ field)	$213.55	$21.35	$234.90
Synthetic Turf Fields – Refundable bond (Optional)	$5,000.00	$0.00	$5,000.00

Name	Year 19/20 Fee (excl. GST)	GST	Fee (incl. GST)
Sporting Grounds			
Sporting Grounds – Seasonal hire – training without lights ($/ hour/ marked senior field)	$22.00	$2.20	$24.20
Sporting Grounds – Seasonal hire – training with lights ($/ hour/ marked senior field)	$29.27	$2.93	$32.20
Sporting Grounds – Seasonal hire – games without lights ($/ hour/ marked senior field)	$27.45	$2.75	$30.20
Sporting Grounds – Seasonal hire – games with lights ($/ hour/ marked senior field)	$34.73	$3.47	$38.20
Sporting Grounds – Commercial/ corporate hire – training ($/ hour/ marked senior field)	$58.55	$5.85	$64.40
Sporting Grounds – Commercial/ corporate hire – games ($/ hour/ marked senior field)	$69.45	$6.95	$76.40
Sporting Grounds – Casual/ charity hire – training without lights ($/ hour/ marked senior field)	$33.00	$3.30	$36.30
Sporting Grounds – Casual/ charity hire – training with lights ($/ hour/ marked senior field)	$43.91	$4.39	$48.30
Sporting Grounds – Casual/ charity hire – games ($/ hour/ marked senior field)	$41.18	$4.12	$45.30
Sporting Grounds – School use (weekdays, 9am – 3pm during school terms ONLY)			No Charge
Sporting Grounds – Refundable bond (Optional)	$500.00	$0.00	$500.00
Turf Cricket Wickets			
Cricket Wickets – Seasonal hire – cricket nets ($/ hour/ net)	$9.09	$0.91	$10.00
Turf cricket wickets – Seasonal hire – training without lights ($/ hour/ field)	$33.00	$3.30	$36.30
Turf cricket wickets – Seasonal hire – training with lights ($/ hour/ field)	$43.91	$4.39	$48.30
Turf cricket wickets – Seasonal hire – games without lights ($/ day/ field)	$318.64	$31.86	$350.50
Turf cricket wickets – Seasonal hire – games with lights ($/ day/ field)	$376.82	$37.68	$414.50
Turf cricket wickets – Commercial/ corporate hire ($/ day/ field)	$1,747.27	$174.73	$1,922.00
Turf cricket wickets – Casual/ charity hire ($/ day/ field)	$842.73	$84.27	$927.00
Turf cricket wickets – School use – weekdays only ($/ day/ field)	$251.91	$25.19	$277.10
Turf cricket wickets – Refundable bond (Optional)	$5,000.00	$0.00	$5,000.00
Netball/ Basketball/ Multi-Purpose Outdoor Courts & Skate Parks			
Netball/ Basketball/ Multi-Purpose Outdoor court – seasonal hire – without lights ($/ hour/ court)	$7.27	$0.73	$8.00
Netball/ Basketball/ Multi-Purpose Outdoor court – seasonal hire – with lights ($/ hour/ court)	$10.91	$1.09	$12.00
Netball/ Basketball/ Multi-Purpose Outdoor court – casual hire – without lights ($/ hour/ court)	$11.82	$1.18	$13.00
Netball/ Basketball/ Multi-Purpose Outdoor court – casual hire – with lights ($/ hour/ court)	$15.45	$1.55	$17.00
Netball/ Basketball/ Multi-Purpose Outdoor court – commercial/ corporate hire ($/ hour/ court)	$20.00	$2.00	$22.00
Skate Park – corporate/ casual hire ($/ hour/ skate park)	$109.09	$10.91	$120.00
Netball/ Basketball/ Multi-Purpose Outdoor Court/ Skate Park – Refundable bond (Optional)	$500.00	$0.00	$500.00

Name	Year 19/20 Fee (excl. GST)	GST	Fee (incl. GST)
Sporting Grounds, Parks & Outdoor Facilities – Other Items			
Sporting Grounds – Linemarking (for special events)	$335.91	$33.59	$369.50
Sporting Grounds – School use – athletics carnivals ($/ day)	$302.36	$30.24	$332.60
Use of 3 Phase Power in Parks (not available in all parks) ($/ day)	$136.36	$13.64	$150.00
Park Storage – Council provided ($/ season/ ground)	$454.55	$45.45	$500.00
Park Storage – supplied by the sporting club ($/ season/ ground)	$90.91	$9.09	$100.00
Park Canteen ($/ season/ ground)	$90.91	$9.09	$100.00
Sporting Grounds – key replacement/ new key issue	$136.36	$13.64	$150.00
Damage to sporting grounds by sporting clubs (excluding usual seasonal wear and tear) – Cost for Council to clean and make repairs			Cost +10%
Park Canteen bond (Optional)	$1,000.00	$0.00	$1,000.00
Park Cleaning bond (Optional)	$5,000.00	$0.00	$5,000.00
Park Key bond (Each/ Optional)	$150.00	$0.00	$150.00
Park – Turf maintenance bond (Optional)	$10,000.00	$0.00	$10,000.00

Events in Parks

Events in Parks are subject to the conditions outlined in Council's Events in Parks Policy and Events in Parks Guidelines, which are available to view on the Council website.

Casual Booking (less than 30 people)

Park casual event – less than 30 people			No Charge
Park casual event – less than 30 people with Entertainment Devices – (e.g. Jumping Castle, PA System, Petting Zoo) – per item per day. SUBJECT TO COUNCIL APPROVAL	$120.00	$12.00	$132.00

Weddings (up to 120 people)

Weddings (Up to 120 people). Maximum three hour hire (ceremony only). SUBJECT TO COUNCIL APPROVAL	$290.91	$29.09	$320.00
Refundable Key Deposit (Optional) (per key)	$150.00	$0.00	$150.00
Refundable Bond (Optional)	$500.00	$0.00	$500.00

Minor Event (30 – 500 people)

Use of park for minor event (30 to 500 people) 0-2 hours. SUBJECT TO COUNCIL APPROVAL	$81.82	$8.18	$90.00
Use of park for minor event (30 to 500 people) 2-4 hours. SUBJECT TO COUNCIL APPROVAL	$159.09	$15.91	$175.00
Use of park for minor event (30 to 500 people) per day. SUBJECT TO COUNCIL APPROVAL	$500.00	$50.00	$550.00
Refundable Key Deposit (Optional) (per key)	$150.00	$0.00	$150.00
Refundable Bond (Optional)	$500.00	$0.00	$500.00

Name	Year 19/20 Fee (excl. GST)	GST	Fee (incl. GST)
Major Event (over 500 people)			
Use of parks and sports grounds for major event over 500 people (per day). SUBJECT TO COUNCIL APPROVAL	$2,207.55	$220.75	$2,428.30
Refundable Key Deposit (Optional) (per key)	$150.00	$0.00	$150.00
Refundable Bond (all events)	$5,000.00	$0.00	$5,000.00
Additional event charges (all events)			
Also refer bin charges for special events in waste services section.			
Access to power per day or part (thereof).	$112.27	$11.23	$123.50
Commercial Fitness Trainers & Running Groups			
The use of parks for commercial fitness training is subject to the conditions outlined in Council's Commercial Fitness Trainers in Parks Policy, which is available to view on the Council website.			
Group size 1-12 Participants per annum per commercial fitness training business	$655.00	$65.50	$720.50
Group size 13-18 participants per annum per commercial fitness training business	$1,310.00	$131.00	$1,441.00
Running groups/ running clubs (per annum)	$1,310.00	$131.00	$1,441.00
PARK & FORESHORE MANAGEMENT			
Dinghy rack annual fee			
Application Fee (per application)	$272.73	$27.27	$300.00
Residents / Ratepayers (per year)	$181.82	$18.18	$200.00
Non – Residents / Ratepayers (per year)	$272.73	$27.27	$300.00
Replacement / Lost Sticker	$272.73	$27.27	$300.00
PARK FURNITURE – REMOVAL AND/OR RELOCATION			
Removal and/or relocation of public furniture (including cost of restoring original site)			
Seat	$945.45	$94.55	$1,040.00
Bin	$945.45	$94.55	$1,040.00
Other park furniture			At cost
PARK ACCESS			
Access to park for building/construction/ landscaping works and deliveries			
The amount listed in the fees and charges is a minimum bond only. The Group Manager Trees, Parks & Sportsfields may increase the bond amount if the use is deemed to be a higher risk activity.			
Bond (refundable) – small to medium impact	$4,500.00	$0.00	$4,500.00
Bond (refundable) – large impact – minimum bond	$7,500.00	$0.00	$7,500.00

continued on next page ...

Name	Year 19/20 Fee (excl. GST)	GST	Fee (incl. GST)

Access to park for building/construction/ landscaping works and deliveries
[continued]

Restoration fee (landscape & turf areas) per m²	$155.80	$0.00	$155.80
Inspection fee (per inspection)	$510.00	$0.00	$510.00
Access to park for deliveries or to carry out investigations for utilities (per day)	$1,600.00	$0.00	$1,600.00

TREE MANAGEMENT

Tree Permit & DA Application

Application to prune or remove trees (includes administration fee) – up to 3 trees on the same lot	$232.30	$0.00	$232.30
Application to prune or remove trees – each additional tree (per tree)	$46.50	$0.00	$46.50
Application to prune or remove trees for residential non– strata property owner – pensioner rebate			50% of application fee
Appeal request for review of previous tree preservation (50% of the original application fees). Note: DAs only. Does not apply to permit applications under the Vegetation SEPP.	$116.20	$0.00	$116.20

Tree Installation and Removal (Public/ Street/ Council Trees)

Plant new tree (if approved by council), 45 – 75 Litre, stock, includes 12 months maintenance program	$1,672.40	$0.00	$1,672.40
Additional costs associated with planting of a new tree will be charged on a cost recovery basis			At cost
Prune or remove existing tree (if approved by council)			Cost plus 12%
Additional costs associated with removal of existing trees will be charged on a cost recovery basis			At cost

Street/Council Tree Security Deposit

Security Deposit for existing street/council trees required to be protected as part of a development consent (per tree) (refundable)			As valued by THYER tree evaluation method (deposit range between $1,000 and $10,000)
Security Deposit for new street/council tree planting required as part of a development consent (per tree) (refundable) 45 to 75 Litre tree with 12 months maintenance included	$1,840.00	$0.00	$1,840.00
Security Deposit for new street/council tree planting required as part of a development consent (per tree) (refundable) 100 to 200 Litre tree with 12 months maintenance included	$3,680.00	$0.00	$3,680.00
Street tree inspection fee – per inspection	$165.00	$0.00	$165.00

Landscaping Bond/Security Deposit

Single residential development	$1,235.30	$0.00	$1,235.30
Value of development $0.00 – $100,000	$1,235.30	$0.00	$1,235.30
Value of development $100,000 – $250,000			1.1% of estimated cost
Value of development $250,000 – $750,000			1.1% of estimated cost

continued on next page ...

Attachment 2

Name	Year 19/20 Fee (excl. GST)	GST	Fee (incl. GST)
Landscaping Bond/Security Deposit [continued]			
> $750,000	$23,226.50	$0.00	$23,226.50
Bond / Security deposit for new landscaping required as part of a development consent			
Notification of Tree Applications and Development Application for Tree Removal (Leichhardt only)			
Notification fee applies to DCP under which the application is lodged			
Notification of Tree Applications and Development Applications for Tree Removal (where required)	$184.80	$0.00	$184.80

Name	Year 19/20 Fee (excl. GST)	GST	Fee (incl. GST)

PROPERTIES, MAJOR BUILDING PROJECTS & FACILITIES

PREPARATION OF LEASES & LICENCES OF COUNCIL LAND, CONSENTS TO ASSIGNMENT, SURRENDERS & OTHER DEALINGS

Council Administration Fee – when Council uses solicitors (in addition to solicitors' fees)/(except community group leases/licences)	$468.18	$46.82	$515.00
Council Administration Fee – when Council does not use solicitors (except community group leases/licences)	$1,217.27	$121.73	$1,339.00
Survey, Valuation, Fees etc. – at cost			At Cost
Lease of Airspace over Footpath for Verandah: "Market rent having regard to the increase in value to the benefited property" (half for heritage). Refer to Leasing Policy and Manager Property for rates/sqm"			$1,500.00 application fees plus Market Rent charged on signing the lease.

Titles Searches

TITLE SEARCHES	Fee is a minimum of $50.00 or as invoiced by third party

Purchase of Council Land

For the processing of requests to purchase Council owned land and establishing market value as the method of determining the price of the parcel. Applies to all land owned by Council including (but not limited to) access ways, etc.

Initial processing of requests to purchase Council land and provide a report to Council (non-refundable)	$1,404.64	$140.46	$1,545.10
Application for road closure and sale (following council resolution, in addition to initial processing fee)	$3,277.27	$327.73	$3,605.00
Sale of drainage reserves and other land (following council resolution, in addition to initial processing fee)	$1,872.73	$187.27	$2,060.00
Valuation, Legal, Survey, Statutory Charges – at cost			At Cost
Initial Bond (to be offset against the above costs)	$2,272.73	$227.27	$2,500.00

Street Vending

For the processing of requests to undertake Street Vending from a specific location and establishing market value as the method of determining rent for the location

Street Vending in a specific location from a structure in, on or over a Public Road – market rent			$500.00 administration fee plus Market Rent
Valuation, Legal, Survey, Statutory Charges – at cost			At Cost
Initial Bond (to be offset against the above costs)	$2,136.36	$213.64	$2,350.00
Administration fee for the issue of licence agreement or other document if council does not use solicitors (in addition to solicitors' fees) (commercial)	$1,217.27	$121.73	$1,339.00
Administration fee for the issue of licence agreement or other document if council does use solicitors (in addition to solicitors' fees) (commercial)	$468.18	$46.82	$515.00

Coffee Vans or other mobile vendors

Fixed period	Market Rent
Valuation, Legal, Survey, Statutory Charges – at cost	At Cost

continued on next page ...

Name	Year 19/20 Fee (excl. GST)	GST	Fee (incl. GST)
Coffee Vans or other mobile vendors [continued]			
Administration fee for the issue of licence agreement or other document if council does not use solicitors (in addition to solicitors' fees) (except community group licence)	$1,217.27	$121.73	$1,339.00
Administration fee for the issue of licence agreement or other document if council does use solicitors (in addition to solicitors' fees) (except community group licence)	$468.18	$46.82	$515.00
Temporary	$468.18	$46.82	$515.00
Leichhardt Oval			
Oval Hire			POA

Name	Year 19/20 Fee (excl. GST)	GST	Fee (incl. GST)

DEVELOPMENT ASSESSMENT & REGULATORY SERVICES

DEVELOPMENT ADVISORY

Pre-Development Application Advice

Single Dwellings (Alterations & Additions, demolition, new dwellings, ancillary development & secondary dwellings)

Pre DA Advice for works valued between 0-100,000 – Advice Only	$196.64	$19.66	$216.30
Pre DA Advice for works valued between 100,000 & 500,000 – Advice only	$374.64	$37.46	$412.10
Pre DA Advice for works valued between 500,000 & 1 million (Advice & meeting)	$703.27	$70.33	$773.60
Pre DA Advice for works valued greater than 1 million (Advice and meeting)	$1,050.64	$105.06	$1,155.70

Other Development (that does not fall into the single dwelling or heritage advice)

Pre DA Advice for works valued between 0-100,000 – Advice Only	$354.55	$35.45	$390.00
Pre DA Advice for works valued between 100,000 – 1 Million – Advice Only	$536.36	$53.64	$590.00
Pre DA Advice for works valued between 1 Million – 3 Million (Advice & meeting)	$1,136.36	$113.64	$1,250.00
Pre DA Advice for works valued between 3 Million – 10 Million (Advice & meeting)	$1,804.45	$180.45	$1,984.90
Pre DA Advice for works valued greater than 10 Million (Advice & meeting)	$3,203.36	$320.34	$3,523.70
Pre DA meeting (only available in conjunction with Pre da applications for works valued between 0 -500,000 single dwellings or 0 – 1 million other development or as additional meeting for further clarification (not amended plans) or in conjunction with follow up Pre DA)	$136.36	$13.64	$150.00
Follow up Pre DA application / consideration of additional information / amended design	50% of original Pre DA fee plus meeting fee		
*** If the Pre DA is required to be referred to Council's Architectural Excellence Panel an additional fee is payable (in addition to the above fees).	$909.09	$90.91	$1,000.00

Pre Development, Planning & Heritage Advice

Single issue only (at Council's discretion) – (Advice only)	$196.64	$19.66	$216.30

Heritage Advisory Service (no plans assessed) – Ashfield Only

Heritage Officer only (max 1 hour) (i.e. colour schemes, heritage principles etc)	$280.91	$28.09	$309.00
Heritage Officer & Planner (max 1 hour) (i.e. potential location for additions, fence etc)	$468.27	$46.83	$515.10

Other Advice

Research & Interpretation advice (up to two hours)	$262.27	$26.23	$288.50
Additional hours	$104.91	$10.49	$115.40

Name	Year 19/20 Fee (excl. GST)	GST	Fee (incl. GST)
Professional External Consultancy Services Fee for Pre Development Advice – Peer review, Report and or Advice			
Where Council has to engage the services of an outside consultancy for specialist advice or peer review, the cost of this service will be forwarded to the party causing the need for the inspection, report, peer review and or advice. In accordance with Council's Procurement Policy and Practices.	'As invoiced' plus 10% for Council Administration of Consultant Engagement		
Exempt Development Confirmation Application			
Confirmation in writing that development is exempt development (Change of Use and home business, home industries and home occupations)	$363.64	$36.36	$400.00
Confirmation in writing that development is exempt development (Minor building alterations (internal), Minor building alterations (external), maintenance of buildings in heritage conservation area or draft heritage conservation areas)	$254.55	$25.45	$280.00
Confirmation in writing that development is exempt development (other catergories that do not fall into the above)	$136.36	$13.64	$150.00
DEVELOPMENT ASSESSMENT			
Deferred Commencement Consent Condition Compliance	$323.00	$0.00	$323.00
Heritage Exemption Application			
Application for Heritage Exemption Certificate (Single Property)	$140.00	$0.00	$140.00
Application for Heritage Exemption Certificate that includes multiple properties – (Multiple Properties)	$1,200.00	$0.00	$1,200.00
Application for Heritage Exemption Certificate that includes multiple properties – (Suburb and /or Heritage Conservation Areas)	$2,500.00	$0.00	$2,500.00
Development Application (DA) Fees			
DA's for Dwelling Houses			
Development applications for a dwelling house with an estimated cost of $100,000 or less	$455.00	$0.00	$455.00
DA's for Advertisements			
Fee must not exceed the fee based on the fees schedule for DA's			
base	$285.00	$0.00	$285.00
plus per advertisement	$93.00	$0.00	$93.00
DA's for Change of Use (Only)			
Development application not involving erection of a building, carrying out of work, the subdivision of land or demolition of a building or work	$285.00	$0.00	$285.00

Name	Year 19/20 Fee (excl. GST)	GST	Fee (incl. GST)
DA's for the Subdivision of Land (other than strata)			
Opening of Public Road – base	$665.00	$0.00	$665.00
plus per additional lot	$65.00	$0.00	$65.00
No Opening of Public Road – base	$330.00	$0.00	$330.00
plus per additional lot	$53.00	$0.00	$53.00
DA's for Strata Subdivision			
Strata – base	$330.00	$0.00	$330.00
plus per lot	$65.00	$0.00	$65.00
All other DA's including erection of a building, carrying out of work, demolition of building or work (based on estimated costs)			
Up to $5,000	$110.00	$0.00	$110.00
Base fee – $5,001 – $50,000	$170.00	$0.00	$170.00
plus an additional amount for each $1,000 (or part of $1,000) of the estimated cost of the development	$3.00	$0.00	$3.00
Base fee – $50,001 – $250,000	$352.00	$0.00	$352.00
plus an additional amount for each $1,000 (or part of $1,000) by which the estimated cost exceeds $50,000	$3.64	$0.00	$3.64
Base fee – $250,001 – $500,000	$1,160.00	$0.00	$1,160.00
plus an additional amount for each $1,000 (or part of $1,000) by which the estimated cost exceeds $250,000	$2.34	$0.00	$2.34
Base fee – $500,001 – $1,000,000	$1,745.00	$0.00	$1,745.00
plus an additional amount for each $1,000 (or part of $1,000) by which the estimated cost exceeds $500,000	$1.64	$0.00	$1.64
Base fee – $1,000,001 – $10,000,000	$2,615.00	$0.00	$2,615.00
plus an additional amount for each $1,000 (or part of $1,000) by which the estimated cost exceeds $1,000,000	$1.44	$0.00	$1.44
More than $10,000,000	$15,875.00	$0.00	$15,875.00
plus an additional amount for each $1,000 (or part of $1,000) by which the estimated cost exceeds $10,000,000	$1.19	$0.00	$1.19
DA's for Designated Development			
Additional Maximum Fee	$920.00	$0.00	$920.00
Modification of Development Consent Application (Division 4.9 EPA Act 1979)			
Modification (Minor error, mis-description or miscalculation)	$71.00	$0.00	$71.00
Full Fee Waiver can be applied by Council Delegate where Council error identified			
Modification (Minimal Environmental Impact)	$645.00 or 50% of the original fee whichever is the lesser		

Name	Year 19/20 Fee (excl. GST)	GST	Fee (incl. GST)
Other & Court Consent Modification			
Original fee less than $100			50% of the original fee
Original fee $100 or more – for development that does not involve the erection of a building, the carrying out of a work or the demolition of a work or building			50% of the original fee
For development that involves the erection of a dwelling-house with an estimated cost of construction of $100,000 or less	$190.00	$0.00	$190.00
For other development – Based on the original cost of construction Up to $5,000	$55.00	$0.00	$55.00
Greater than $5,000 up to $250,000	$85.00	$0.00	$85.00
plus an additional for each $1,000 (or part of $1,000) of the estimated cost	$1.50	$0.00	$1.50
Greater than $250,000 up to $500,000	$500.00	$0.00	$500.00
plus for each $1,000 (or part of $1,000) by which the estimated cost exceeds $250,000	$0.85	$0.00	$0.85
Greater than $500,000 up to $1,000,000	$712.00	$0.00	$712.00
plus an additional for each $1,000 (or part of $1,000) by which the estimated cost exceeds $500,000	$0.50	$0.00	$0.50
Greater than $1,000,000 up to $10,000,000	$987.00	$0.00	$987.00
plus an additional for each $1,000 (or part of $1,000) by which the estimated cost exceeds $1,000,000	$0.40	$0.00	$0.40
More than $10,000,000	$4,737.00	$0.00	$4,737.00
plus an additional for each $1,000 (or part of $1,000) by which the estimated cost exceeds $10,000,000	$0.27	$0.00	$0.27
Review of Determination Application (Division 8.2 EPA Act 1979)			
For development that does not involve the erection of a building, the carrying out of a work or the demolition of a building			50% of original fee
For development that involves the erection of a dwelling-house with an estimated cost of construction of $100,000 or less	$190.00	$0.00	$190.00
All other Development Application Reviews including erection of a building, carrying out of work, demolition of building or work (based on estimated costs)			
Up to $5,000	$55.00	$0.00	$55.00
Base fee – $5,001 – $250,000	$85.00	$0.00	$85.00
plus an additional amount for each $1,000 (or part of $1,000) of the estimated cost	$1.50	$0.00	$1.50
Base fee – greater than $250,000 up to $500,000	$500.00	$0.00	$500.00
plus an additional amount for each $1,000 (or part of $1,000) by which the estimated cost exceeds $250,000	$0.85	$0.00	$0.85
Base fee – greater than $500,000 up to $1,000,000	$712.00	$0.00	$712.00
plus an additional amount for each $1,000 (or part of $1,000) by which the estimated cost exceeds $500,000	$0.50	$0.00	$0.50
Base fee – greater than $1,000,000 up to $10,000,000	$987.00	$0.00	$987.00
plus an additional amount for each $1,000 (or part of $1,000) by which the estimated cost exceeds $1,000,000	$0.40	$0.00	$0.40
More than $10,000,000	$4,737.00	$0.00	$4,737.00
plus an additional amount for each $1,000 (or part of $1,000) by which the estimated cost exceeds $10,000,000	$0.27	$0.00	$0.27

Name	Year 19/20 Fee (excl. GST)	GST	Fee (incl. GST)
Review of Modification Determination			
Review of modification determination	50% of modification application fee		
Applications that Fee Waivers Apply			
Rainwater Tanks – Applicable for residential properties only, where a rainwater tank is to be installed however does not meet Exempt Development Criteria			No Charge
Photovoltaic Systems and/or Solar Hot Water (including gas boosted) systems – Applicable for application for installation of new systems only and not in conjunction with any other proposed works			No Charge
Fees for the Development of a Heritage Item – Where the development would be exempt were the property not Heritage listed			No charge
Fees for the Development of a Heritage Item – Where the development would be complying were the property not Heritage listed	50% of development application fee		
Fees for Notification and Advertising of DA's, Modifications and Reviews Applications			
Notified Applications (based on estimated costs)			
Development with estimated cost up to $100,000	$363.10	$0.00	$363.10
Development with estimated cost greater than $100,000 up to $200,000	$561.40	$0.00	$561.40
Development with estimated cost greater than $200,000 up to $500,000	$741.60	$0.00	$741.60
Development with estimated cost greater than $500,000 up to $1,000,000	$903.90	$0.00	$903.90
Development with estimated cost greater than $1,000,000			$1,105.00 + POA
Notification of Modification Applications			
Development with estimated cost up to $100,000	$363.10	$0.00	$363.10
Development with estimated cost greater than $100,000 up to $200,000	$561.40	$0.00	$561.40
Development with estimated cost greater than $200,000	$685.00	$0.00	$685.00
Notifications of Review of Determination Applications (S8.2 EPA Act 1979)			
Development with estimated cost up to $100,000	$363.10	$0.00	$363.10
Development with estimated cost greater than $100,000 up to $200,000	$561.40	$0.00	$561.40
Development with estimated cost greater than $200,000	$638.60	$0.00	$638.60
Advertised Applications (in addition to notification fees)			
Designated Development	$2,266.00	$0.00	$2,266.00
Advertised Development	$1,138.20	$0.00	$1,138.20
Prohibited Development	$1,138.20	$0.00	$1,138.20

Name	Year 19/20 Fee (excl. GST)	GST	Fee (incl. GST)

Other Application Fees

Lapsed Consents

Confirmation in writing whether or not consent has lapsed	$370.80	$0.00	$370.80

Extension of Consent Application

Extension of Consent	$386.30	$0.00	$386.30

Electronic File Management

Fee per application for the electronic file mangement of Development Applications and accompanying information.

Document Management / Scanning estimated cost of works < 10,000	$39.70	$0.00	$39.70
Document Management / Scanning estimated cost of works 10,000 to 100,000	$56.50	$0.00	$56.50
Document Management / Scanning estimated cost of works 100,001 to 300,000	$90.30	$0.00	$90.30
Document Management / Scanning estimated cost of works 300,001 to 500,000	$137.30	$0.00	$137.30
Document Management / Scanning estimated cost of works 500,001 to 1,000,000	$227.00	$0.00	$227.00
Document Management / Scanning estimated cost of works 1,000,001 to 5,000,000	$451.40	$0.00	$451.40
Document Management / Scanning estimated cost of works > 5,000,001	$622.90	$0.00	$622.90

Amended Plans

The fee for an assessment of an amendment to a Development, Modification or Review Application prior to its determination is:

Minor amendments not requiring substantial reassessment in the opinion of Council	25% of original assessment fee
All other amendments	50% of original assessment fee

Fee for stamping additional set of plans

Up to 3 sheets	$88.50	$0.00	$88.50
Each additional sheet	$21.50	$0.00	$21.50

Fees for External Referrals of Applications

Note: An amended application may require additional referrals

Fee to External Approval Authority for Development Applications for Integrated Development or Concurrence	$320.00	$0.00	$320.00
Cheque to be made payable to the relevant External Approval authority			
Fee to Council for Development Applications for Integrated Development	$140.00	$0.00	$140.00
Fee to External Approval Authority for Development Applications requiring concurrence	$320.00	$0.00	$320.00
Cheque to be made payable to the relevant External Approval authority			
Fee to Council for Development Applications requiring concurrence	$140.00	$0.00	$140.00

Name	Year 19/20 Fee (excl. GST)	GST	Fee (incl. GST)
Long Service Levy – IWC			
Building Services Long Service Levy Payments Act – 0.35% of total cost of development (only charged on work where total costs exceed $25,000)	0.35% of development cost over $25,000		
Administration Charge			
Certified copy of document, map or plan under Section 150 (2) of the Environmental Planning & Assessment Act 1979	$54.60	$0.00	$54.60
Stamping additional copies of plan (above 3 copies – per copy)	$63.40	$0.00	$63.40
Refund of Application Fees			
This section applies to Development Applications, Modifications and Review of Determinations.			
Refund of Application Fees			
Where Council collects fees on behalf of others e.g. concurrence fees, Plan first levy, long service levy etc, Council cannot refund these fees. Enquiries must be made directly to the relevant organisation. Council's Electronic File Management fee is non-refundable. No refund is payable after an application is determined. Refunds for withdrawn applications are at Council's delegates discretion based on the percentage level of assessment undertaken.			
BUILDING CERTIFICATION			
Building Information Certificate Applications			
Application – Floor Area Not Exceeding 200m²	$250.00	$0.00	$250.00
Application – Floor Area Exceeding 200m²			Cost by Quotation
Charge Rates: a. $250 plus $0.50 per m² for area of 200m² to 2000m²; b. $1165 plus $0.08 per m² for area greater than 2000m²			
Unauthorised Work – Additional fee for all Building Certificate Applications where works undertaken in previous 24 months required Development Consent /CDC however was not obtained			$250 plus applicable Development Application & Construction Certificate fees if approval had not been sought
Additional Inspection Fee	$90.00	$0.00	$90.00
Fee for copy of Building Certificate	$13.00	$0.00	$13.00
Building Information Certificate Public Notification Fees			
Complying Development Certificates	$234.09	$23.41	$257.50
Building Certificates for unauthorised works			In accordance with relevant DA advertising/notification fee
Administration Certificates			
Lodgement Fee for all Certificates Relating to Building Works (Part 6 EPAA)	$36.00	$0.00	$36.00
Outside Approved Hours Construction Permits			
Single dwellings:	$140.45	$14.05	$154.50

continued on next page ...

Name	Year 19/20 Fee (excl. GST)	GST	Fee (incl. GST)
Outside Approved Hours Construction Permits [continued]			
Commercial, Industrial, Multi-unit & Mixed Use Residential	$280.91	$28.09	$309.00
Any other development:	$187.27	$18.73	$206.00
Additional fee for fast track application assessment (<5 days):	$234.09	$23.41	$257.50
Activity & Footpath Usage Applications			
Activity Application (Local Government Act 1993)	$400.00	$0.00	$400.00
Amendment to Activity Application (Local Government Act 1993)	50% of the original application fee		
Footpath Usage (Road Occupancy) Applications for (Goods, A-Frames, Dining) under Roads Act 1993	$250.00	$0.00	$250.00
Footpath usage (Road Occupancy) Applications where occupation of a State or Regional road is required the application to occupy the road will be referred to the Roads and Traffic Authority	$365.00	$0.00	$365.00
Construction Certificate Applications			
Assessment of Performance Solution/s	Base fee for the CC plus an additional 10% of the invoice cost of any external consultancy engaged by council for advice		
Modification of Construction Certificate	50% of original fee		
Mobile Vendor Applicant	$363.64	$36.36	$400.00
Construction Certificate Application Fees for all National Construction Code Building Classes – based on estimated cost of works			
Under $50,000	$545.45	$54.55	$600.00
$50,000 – $99,999	$772.73	$77.27	$850.00
$100,000 – $249,999	$1,363.64	$136.36	$1,500.00
$250,000 – $499,999	$1,818.18	$181.82	$2,000.00
$500,000 – $999,999	$2,272.73	$227.27	$2,500.00
$1,000,000 and over	Minimum $2,500 + quote on request additional fees based on above listed cost of works.		
Principal Certifying Authority (PCA) Appointment & Inspection Fees			
PCA Fees – Engaging the following external specialist: -*accredited certifier (PCA) *accredited fire engineer *suitably qualified consultant/engineer	Base fee for the appointment of council as the PCA plus an additional 10% of the invoice cost of any external consultancy engaged by council for advice		
Per inspection	$250.00	$25.00	$275.00
Pre-Complying Development Certificate Advice			
Advice as whether a proposal would constitute a CDC, per proposal	$363.64	$36.36	$400.00

Name	Year 19/20 Fee (excl. GST)	GST	Fee (incl. GST)
Complying Development Certificate			
Commercial Change of use – building works and access	$749.09	$74.91	$824.00
Modification of Complying Development Certificate			50% of original fee
Minor No Building Works	$454.55	$45.45	$500.00
Complying Development Certificate Application Fees for all National Construction Code Building Classes – based on estimated cost of works			
Under $50,000	$545.45	$54.55	$600.00
$50,000 – $99,999	$772.73	$77.27	$850.00
$100,000 – $249,999	$1,363.64	$136.36	$1,500.00
$250,000 – $499,999	$1,818.18	$181.82	$2,000.00
$500,000 – $999,999	$2,272.73	$227.27	$2,500.00
$1,000,000 and over			Minimum $2,500 + quote on request additional fees based on above listed cost of works.
Occupation certificate			
Interim / Final Occupation Certificate application – per unit for major projects	$250.00	$25.00	$275.00
Subdivision Certificate Applications			
Where no development application	$500.00	$0.00	$500.00
Where no new allotments (e.g. boundary adjustments)	$500.00	$0.00	$500.00
Where new lots created	$1,000.00	$0.00	$1,000.00
Strata Certificate	$1,000.00	$0.00	$1,000.00
Subdivision Major Quote	$250.00	$0.00	$250.00
Request for Technical advice on BCA or Fire Safety matters			
Request for Technical advice on BCA or Fire Safety matters			$250.00 per hour or part thereof
Signing of Legal Documents on Behalf of the Council			
Fee to endorse legal documents on behalf of The Council, such as s.88 instruments, dissolved strata plans and the like including re-signing of documents	$220.00	$0.00	$220.00
Swimming Pool Certification			
Application fee	$227.27	$22.73	$250.00
Fee for entering of registration information by Council on the State Register	$9.36	$0.94	$10.30
Exemption Certificate (as per s23 Swimming Pools Act)	$70.00	$0.00	$70.00
Swimming Pool Compliance Certificate			TBC
– Initial Inspection Fee	$140.45	$14.05	$154.50
– Any subsequent inspections	$93.64	$9.36	$103.00

continued on next page ...

Name	Year 19/20 Fee (excl. GST)	GST	Fee (incl. GST)
Swimming Pool Certification [continued]			
Supply of Resuscitation Chart	$23.45	$2.35	$25.80
Refund of Application Fees			
Refund of Application Fees	Where Council collects fees on behalf of others e.g. concurrence fees, Plan first levy, long service levy etc, Council cannot refund these fees. Enquiries must be made directly to the relevant organisation. Council's Electronic File Management fee is non-refundable. No refund is payable after an application is determined. Refunds for withdrawn applications are at Council's discretion based on the percentage level of assessment undertaken.		
FIRE SAFETY			
Annual Fire Safety Statement AFSS			
Registration of AFSS	$318.36	$31.84	$350.20
Registration of AFSS * 30-day discount fee	$103.00	$10.30	$113.30
* 30-day discount fee is applied if paid within 30 days of the invoice date			
Fire Safety Compliance			
Fire Safety Compliance Program Inspection and Re-inspection fee (i.e. Shared Accommodation, Entertainment Venues, Industrial & Commercial premises etc.)	$360.55	$36.05	$396.60
Registrable Boarding Houses – Boarding House first 12 months Compliance Inspection Fee	$337.09	$33.71	$370.80
Fire Safety Audit/Enquiry	$227.27	$22.73	$250.00
Professional External Consultancy Services Fee for Fire Engineering, Fire Safety and/or BCA Audits– Peer review, Report and or advice. Where Council has to engage the services of an outside consultancy for specialist fire safety consultancy advice or peer review, the cost of this service plus 10%	Where Council has to engage the services of an outside consultancy for specialist fire safety consultancy advice or peer review, the cost of this service plus 10%		
ENVIRONMENTAL HEALTH			
Food Premises			
Registration / Notification of new Food Premises for Food Authority	$51.50	$0.00	$51.50
Registration / Notification of Change of Ownership Food Premises for Food Authority	$51.50	$0.00	$51.50
Food premises annual administration charge for up to and including 5 full-time food handlers (includes one annual inspection & travel time)	$401.70	$0.00	$401.70
Food premises annual administration charge for more than 5 but not more than 50 food handlers (includes one annual inspection & travel time)	$824.00	$0.00	$824.00
Food premises annual administration charge for more than 50 food handlers (includes one annual inspection & travel time)	$3,605.00	$0.00	$3,605.00

continued on next page ...

Name	Year 19/20 Fee (excl. GST)	GST	Fee (incl. GST)
Food Premises [continued]			
Food Premises – Inspection and Re-inspection fee	$144.20	$0.00	$144.20
Improvement Notice Food Premises – Cost Recovery	$339.90	$0.00	$339.90
Mobile Food Premises – Inspection and Re-inspection fee	$144.20	$0.00	$144.20
Registration / Notification of Mobile Food Premises for Food Authority	$51.50	$0.00	$51.50
Registration / Notification of Food Premises Market Stalls	$51.50	$0.00	$51.50
Food Premises – Market Stalls – Inspection and Re-inspection fee	$144.20	$0.00	$144.20
Registration / Notification of Food Premises Temporary stall (minimum daily fee)	$51.50	$0.00	$51.50
Food Premises – Temporary Event – Inspection and Re-inspection fee	$144.20	$0.00	$144.20
Food Handlers Training Event			Free
Development Consent/Complying Development Certificate – pre Occupation fit out inspection	$273.00	$0.00	$273.00
Public Health			
Registration / Notification of Skin Penetration Premises	$103.00	$0.00	$103.00
Skin Penetration Premises – Inspection and Re-inspection fee	$164.80	$0.00	$164.80
Improvement Notice / Prohibition Order for Skin Penetration Procedures – Cost Recovery	$278.10	$0.00	$278.10
Re-inspection fee premises subject to Public Health Act 2010 Prohibition Order	$257.50	$0.00	$257.50
Registration / Notification of Regulated System (Cooling Tower / Warm Water System)	$103.00	$0.00	$103.00
Regulated System – Inspection and Re-inspection fee	$164.80	$0.00	$164.80
Improvement Notice / Prohibition Order for Regulated System – Cost Recovery	$576.80	$0.00	$576.80
Registration / Notification of Public Swimming Pool / Spa Premises	$103.00	$0.00	$103.00
Water Quality Premises – Inspection and Re-inspection fee	$164.80	$0.00	$164.80
Improvement Notice / Prohibition Order for Skin Penetration Procedures – Cost Recovery	$278.10	$0.00	$278.10
Environmental Protection			
Water Samples (Pollution Incidents) plus actual Testing Costs	$206.00	$0.00	$206.00
Clean–up Notice			As per POEO Act
Noise Control Notice			As per POEO Act
Prevention Notice*			As per POEO Act
Monitoring of clean up notice and/or prevention/prohibition notice issued under POEO			At Cost / Market Value
Environmental Audit Program Inspection and Re-inspection fee	$200.90	$0.00	$200.90
Professional External Consultancy Services Fee for Acoustic Assessment – Peer review, Report and or advice. Where Council has to engage the services of an outside consultancy for specialist acoustic consultancy advice or peer review, the cost of this service will be forwarded to the party causing the need for the inspection, report, peer review and or advice. In accordance with Council's Procurement Policy and Practices.			'As invoiced' plus 10% for Council Administration of Consultant Engagement and Contract Management
Local Government General Inspection Fee			
Brothel / Restricted Premises – Safe & Healthy Conditions Inspection	$164.80	$0.00	$164.80

Name	Year 19/20 Fee (excl. GST)	GST	Fee (incl. GST)

ROAD RELATED REGULATION

Impounded Articles

Administration Fee for Serving Notice of Impounded Article	$80.00	$0.00	$80.00
Collection Fee – per article (Small <20kg)	$65.00 per hour per staff member		
Collection Fee – per article (Large >20kg) and / or requiring special lifting and/or carrying vehicle	As determined by Council's Contractor in addition to $65.00 per hour per staff member		
Storage fee for Impounded Articles per day	$16.00 per day		

Impounded Vehicles / Trailers

Administration Fee for Serving Notice of Impounded Motor Vehicle or Trailer	$80.00	$0.00	$80.00
Towing Fees	As determined by Council's towing contractor		
Storage fee for Impounded Motor Vehicle or Trailer per day	As determined by Council's impound and/or storage contractor		

Parking Management

Regulatory Enforcement of Private Car Parks / Car Parking Spaces under the provision of s650 Local Government Act 1993	$15.45	$1.55	$17.00

Footpath Occupation (Goods, A-Frames, Dining etc.) Ongoing Lease fee

Total Area used less than 1sqm	No Charge
Total Area used greater than 1sqm	No Charge
Footpath Occupation (Goods, A-Frames, Dining) – Roads Act 1993 Assessment Fee	

DEVELOPMENT COMPLIANCE

A. Signs & Advertising Structures projecting onto or over Public Space (former Marrickville Council only)

Applying to Signs and Structures that have council consent or are capable of gaining council consent. This fee does not apply to prohibited signs and 2. Commercial Outdoor Advertising. All signs fall into one of three categories. These are further explained in Council's "Signs and Advertising Structures - Guideline for Fees and Charges".

i) Above Awning

All Structures including Flags	$560.00	$0.00	$560.00

ii) Below Awning

First and Second Flag*	No Charge
Flag* refer to Section 4 General Definitions - "Signs and Advertising Structures - Guideline for Fees and Charges".	

continued on next page ...

Name	Year 19/20 Fee (excl. GST)	GST	Fee (incl. GST)
ii) Below Awning [continued]			
First Structure other than Flags			No Charge
Each Subsequent Structure or Flag	$522.50	$0.00	$522.50
Each Subsequent Structure or Flag – *30 day discount fee	$172.50	$0.00	$172.50
iii) Other			
All other structures not covered by i) or ii) above	$560.00	$0.00	$560.00
B. Commercial Outdoor Advertising			
i) Other Commercial Outdoor Advertising			
First 19 square metres or part there of	$560.00	$0.00	$560.00
Greater than 19 square metres	$1,680.00	$0.00	$1,680.00
Certificate of Outstanding Orders/Notices – S735A LGA & Section 9, Schedule 5 EPAA			
Section 735A Certificate under LGA and Section 9 Schedule 5 of EPAA	$160.00	$0.00	$160.00
Reprint and signing fee	$41.00	$0.00	$41.00
COMPANION ANIMALS			
Lifetime Registration & Microchipping			
Not desexed			
Desexed			
Desexed – Pensioner Card/Health Care Card Holder			
Recognised Breeder			
Assistance Animals	As determined by Companion Animals Act 1998		
Working dogs	As determined by Companion Animals Act 1998		
Greyhounds	As determined by Companion Animals Act 1998		
Microchipping fee	$30.00	$3.00	$33.00
Desexed dog or cat purchased from a NSW Council Pound/Shelter, Animal Welfare League, RSPCA, Cat Protection Society or rehoming organisations (as defined under Companion Animals Act)			
Animal not desexed (under 6 months of age)	As determined by Companion Animals Act 1998		
Annual Registration Permit			
Cat Not Desexed	As determined by Companion Animals Act 1998		

continued on next page ...

Name	Year 19/20 Fee (excl. GST)	GST	Fee (incl. GST)
Annual Registration Permit [continued]			
Declared Dangerous Dog	As determined by Companion Animals Act 1998		
Declared Restriced Dog	As determined by Companion Animals Act 1998		
Late Fee (payable if the permit fee has not been paid 28 days after the date on which a permit was required)	As determined by Companion Animals Act 1998		
Special Events Run by Council			
Desexed	50% of desexed fee determined by Companion Animals Act 1998		
Desexed – Eligible Pensioner	No Charge		
Microchipping fee	No Charge		
Certificate of Compliance			
Dangerous & Restricted Dog Enclosure	$150.00	$0.00	$150.00
Regulatory Prescribed Signange & Collars			
Regulatory Sign (declared Menacing, Dangerous & Restricted dogs only)	$41.00	$4.10	$45.10
Regulatory Collar – Small (declared Menacing, Dangerous & Restricted dogs only)	$35.00	$3.50	$38.50
Regulatory Collar – Medium (declared Menacing, Dangerous & Restricted dogs only)	$40.00	$4.00	$44.00
Regulatory Collar – Large (declared Menacing, Dangerous & Restricted dogs only)	$45.00	$4.50	$49.50
Regulatory Collar – Extra Large (declared Menacing, Dangerous & Restricted dogs only)	$50.00	$5.00	$55.00
Animal Temporary Holding Facility			
Administration Fee – 1st impounding	$45.00	$0.00	$45.00
Administration Fee – 2nd impounding	$55.50	$0.00	$55.50
Administration Fee – 3rd and subsequent impounding	$66.00	$0.00	$66.00
Administration Fee – special circumstances as determined by Council			No Charge
Daily maintenance companion animals general – half day	$16.50	$0.00	$16.50
Daily maintenance companion animals general – full day	$33.00	$0.00	$33.00
Daily maintenance companion animals general – special circumstances			No Charge
Daily maintenance dogs declared Dangerous, Restricted or Menacing	$44.00	$0.00	$44.00
Daily Boarding charge for dogs (declared dangerous or deemed dangerous by Ranger, Police or Vet 10% extra)	As determined by Council's Animal Impound contractor		
Daily Boarding charge for cats	As determined by Council's Animal Impound contractor		
Euthanasia for dog	As determined by Council's Animal Impound contractor		
Euthanasia for cat	As determined by Council's Animal Impound contractor		

continued on next page ...

Name	Year 19/20 Fee (excl. GST)	GST	Fee (incl. GST)
Animal Temporary Holding Facility [continued]			
Release fee	As determined by Council's Animal Impound contractor		
Miscellaneous			
Pet residing outside local government area	$10.00	$1.00	$11.00
Pet residing within local government area			No Charge
Inner West Pets Calendar (all profits go to nominated animal charity/s)	$22.73	$2.27	$25.00

Name	Year 19/20 Fee (excl. GST)	GST	Fee (incl. GST)

DEPUTY GENERAL MANAGER – Community and Engagement

CHILDREN & FAMILY SERVICES

CHILDREN & FAMILY SERVICES – Leichhardt

John McMahon Children's Centre, Leichhardt Children's Centre, Leichhardt Park Children's Centre

Wait list fee for Long Day Care Services	$25.00	$0.00	$25.00
Enrolment Fee	$82.00	$0.00	$82.00

Refundable Bond

Children enrolled for 1-3 days per week	$780.00	$0.00	$780.00
Children enrolled for 4-5 days per week	$1,300.00	$0.00	$1,300.00

Daily Fees

Children in the 0 – 2 Years Room	$135.00	$0.00	$135.00
Children in the 2 – 3 Years Rooms	$130.00	$0.00	$130.00
Children in the 3 – 5 Years Rooms	$125.00	$0.00	$125.00

Late Payment of Fees

Late payment fee – a fee applies to families with fees outstanding to cover administration costs of recovery	5% of weekly fee charged		

After Hours Collection

On the first 2 occasions per calendar month a charge will be made every 15 minutes or part thereof	$30.00	$0.00	$30.00
After the second occasion within the calendar month and for the rest of the calendar year $50 for the first 15 minutes or part thereof and then $45.00 for every subsequent 15 minutes or part thereof	$50.00	$0.00	$50.00

Annandale Children's Centre

Wait list fee for Long Day Care Services	$25.00	$0.00	$25.00
Enrolment Fee	$82.00	$0.00	$82.00

Refundable Bond

Children enrolled for 1-3 days per week	$798.00	$0.00	$798.00
Children enrolled for 4-5 days per week	$1,330.00	$0.00	$1,330.00

Name	Year 19/20 Fee (excl. GST)	GST	Fee (incl. GST)
Daily Fees			
Children in the 0 – 3 Years Room	$135.00	$0.00	$135.00
Children in the 3 – 5 Years Room	$131.00	$0.00	$131.00
Late Payment of Fees			
Late payment fee – a fee applies to families with fees outstanding to cover administration costs of recovery			5% of weekly fee charged
After Hours Collection			
On the first 2 occasions of the calendar month a charge will be made every 15 minutes or part thereof	$30.00	$0.00	$30.00
After the second occasion within the calendar month and for the rest of the calendar year $50 for the first 15 minutes or part thereof and then $45.00 for every subsequent 15 minutes or part thereof	$50.00	$0.00	$50.00
Balmain – Rozelle Occasional Care			
Half Day – 8.30 am – 1.00 pm	$67.50	$0.00	$67.50
Half Day – 8.30 am – 1.30 pm	$70.00	$0.00	$70.00
Full Day – 8.30 am – 3.30 pm	$95.00	$0.00	$95.00
Afternoon session (at coordinator's discretion) – 1.30 pm – 3.30 pm	$30.00	$0.00	$30.00
Concession Rate (reduced hourly rate for pensioner and/or healthcare card holders) (Minimum 4 hours) – 8.30 am – 1.00 pm	$54.00	$0.00	$54.00
Concession Rate (reduced hourly rate for pensioner and/or healthcare card holders) (Minimum 4 hours) – 8.30 am – 1.30 pm	$60.00	$0.00	$60.00
Concession Rate (reduced hourly rate for pensioner and/or healthcare card holders) (Minimum 4 hours) – 8.30 am – 3.30 pm	$80.00	$0.00	$80.00
Enrolment Fee (payable on first booking each year)	$65.00	$0.00	$65.00
Fundraising Levy (contribution towards learning aids equipment, material & resources)	$10.00	$0.00	$10.00
Fee for after hours collection	$30.00	$0.00	$30.00
$20 for the first ten minutes or part thereof and $2 per minute after that	$20.00	$0.00	$20.00
Cancellation prior to booked day	$5.00	$0.00	$5.00
Cancellation on booked day or failure to attend on booked day	$30.00	$0.00	$30.00
Venue Hire			
Room Hire for Children's Birthday Parties(Minimum booking – 4 hours)	$59.09	$5.91	$65.00
Full Day Booking for Children's Parties	$427.27	$42.73	$470.00
Room Hire for Commercial Purposes	$63.64	$6.36	$70.00
Monday to Friday after 5pm per hr	$68.18	$6.82	$75.00
Refundable security & key deposit – payable upon booking	$250.00	$0.00	$250.00

Attachment 2

Name	Year 19/20 Fee (excl. GST)	GST	Fee (incl. GST)
Cancellation fees for venue hire			
More than one month prior to booking – 25% of deposit	$56.82	$5.68	$62.50
Less than one month and more than 10 working days prior to booking – 50% of deposit	$113.64	$11.36	$125.00
Less than 10 working days prior to booking – 100% of deposit	$227.27	$22.73	$250.00
Leichhardt Family Day Care			
Wait List Fee	$25.00	$0.00	$25.00
Enrolment Fee	$95.00	$0.00	$95.00
Educator Support Fee	$1.75	$0.00	$1.75
Community Play Session Fee	$5.00	$0.00	$5.00
Late Payment Fee – a fee applies to educators with support fees outstanding	$25.00	$0.00	$25.00
Annual Educator Re-registration	$155.00	$0.00	$155.00
New Educator Start-up fee	$300.00	$0.00	$300.00
Breach of Educator Registration Agreement	$75.00	$0.00	$75.00
Venue Hire			
Room Hire for Children's Birthday Parties (Minimum booking – 4 hours)	$59.09	$5.91	$65.00
Full day booking for children's parties	$427.27	$42.73	$470.00
Room Hire for Commercial purposes	$63.64	$6.36	$70.00
Monday to Friday after 5pm per hr	$68.18	$6.82	$75.00
Refundable security & key deposit – payable upon booking	$250.00	$0.00	$250.00
Cancellation fees for venue hire			
More than one month prior to booking – 25% of deposit	$56.82	$5.68	$62.50
Less than one month and more than 10 working days prior to booking – 50% of deposit	$113.64	$11.36	$125.00
Less than 10 working days prior to booking – 100% of deposit	$227.27	$22.73	$250.00
CHILDREN & FAMILY SERVICES – Marrickville			
Addison Rd, Cavendish St, Deborah Little, Enmore Rd, May Murray, Tillman Park			
Wait List Fee	$25.00	$0.00	$25.00
Enrolment Fee	$82.00	$0.00	$82.00
Refundable Bond			
Holding Deposit	Full daily fee per number of days enrolled * 2 weeks		

Name	Year 19/20 Fee (excl. GST)	GST	Fee (incl. GST)
Daily Fees			
Daily Fees	$130.00	$0.00	$130.00
Daily Fee Subsidy – Families who are on 100% CCB, current Health Care or Pensioner Concession Card Holders	$6.00	$0.00	$6.00
Late Payment of Fees			
Late payment fee – a fee applies to families with fees outstanding to cover administration costs of recovery		5% of weekly fee charged	
After Hours Collection			
On the first two occations of the calendar month a charge will be made every 15 minutes or part thereof	$30.00	$0.00	$30.00
After the second occasion within the calendar month and for the rest of the calendar year $50 for the first 15 minutes or part thereof and then $45.00 for every subsequent 15 minutes or part thereof	$50.00	$0.00	$50.00
Globe Wilkins Preschool			
Wait List Fee	$25.00	$0.00	$25.00
Enrolment Fee	$82.00	$0.00	$82.00
Daily Fees			
Daily Fee	$72.00	$0.00	$72.00
Note: Equity funding applies for eligible families which may assist with fee reduction			.
Late Payment of Fees			
Late payment fee – a fee applies to families with fees outstanding to cover administration costs of recovery		5% of weekly fee charged	
After Hours Collection			
On the first two occations of the calendar month a charge will be made every 15 minuts or part thereof	$30.00	$0.00	$30.00
After the second occasion within the calendar month and for the rest of the calendar year $50 for the first 15 minutes or part thereof and then $45.00 for every subsequent 15 minutes or part thereof	$50.00	$0.00	$50.00
Marrickville Family Day Care			
Wait List Fee	$25.00	$0.00	$25.00
Enrolment Fee	$95.00	$0.00	$95.00
Parent Levy -per hour/per child/per day.	$0.95	$0.00	$0.95
Educator Levy		5% educator weekly income	
Breach of Educator Registration Agreement	$75.00	$0.00	$75.00

continued on next page ...

Name	Year 19/20 Fee (excl. GST)	GST	Fee (incl. GST)
Marrickville Family Day Care [continued]			
New Educator Start-Up Fee – per new educator	$300.00	$0.00	$300.00
New Educator Start-Up Resource Kit – per new educator (if hard copies required)	$110.00	$0.00	$110.00
Annual Educator Re-registration Fee – per educator	$140.00	$0.00	$140.00
Educator Playgroup Transport – per educator per round trip	$10.00	$0.00	$10.00
Out of School Hours Care (all services)			
Wait List Fee – per family	$25.00	$0.00	$25.00
Enrolment Fee per child	$62.00	$0.00	$62.00
Refundable Bond			
Holding Deposit	Full daily fee per number of days enrolled * 2 weeks		
Before School Care (Account holders are required to give 20 working days written notice to the OSHC Administration Assistant via email to cancel any sessions)			
Permanent Session fee per child	$20.00	$0.00	$20.00
Casual fee per child	$21.00	$0.00	$21.00
After School Care (Account holders are required to give 20 working days written notice to the OSHC Administration Assistant via email to cancel any sessions)			
Daily Fees			
Permanent Session fee per child	$28.50	$0.00	$28.50
Casual fee per child	$29.50	$0.00	$29.50
Non-Notification Fee Per Family Per Session – all After School Services (Failure to advise absence by 3pm on a booked session)	$12.00	$0.00	$12.00
Late Payment of Fees			
Late payment fee – a fee applies to families with fees outstanding to cover administration costs of recovery	5% of weekly fee charged		
After Hours Collection			
On the first two occations of the calendar month a charge will be made every 15 minutes or part thereof	$30.00	$0.00	$30.00
After the second occasion within the calendar month and for the rest of the calendar year $50 for the first 15 minutes or part thereof and then $45.00 for every subsequent 15 minutes or part thereof	$50.00	$0.00	$50.00

Name	Year 19/20 Fee (excl. GST)	GST	Fee (incl. GST)
Vacation Care			
Daily Fees			
Daily fee (excursions costs included)	$75.00	$0.00	$75.00
Late Payment of Fees			
Late payment fee – a fee applies to families with fees outstanding to cover administration costs of recovery		5% of weekly fee charged	
After Hours Collection			
On the first two occation of the calendar month a charge will be made every 15 minutes or part thereof	$30.00	$0.00	$30.00
After the second occasion within the calendar month and for the rest of the calendar year $50 for the first 15 minutes or part thereof and then $45.00 for every subsequent 15 minutes or part thereof	$50.00	$0.00	$50.00

Name	Year 19/20 Fee (excl. GST)	GST	Fee (incl. GST)
LIBRARY & HISTORY SERVICES			
OVERDUE AND LOST ITEMS			
First fine (3 days late)	$0.60	$0.00	$0.60
Subsequent fine per day to a maximum 60 days	$0.20	$0.00	$0.20
Over 60 days – full replacement cost plus processing fee	Full replacement cost plus processing fee		
Overdue referral (unique management) external charge	$15.60	$0.00	$15.60
Processing fee for lost or damaged items (only one processing fee payable for items returned at the same time)	$10.00	$0.00	$10.00
Lost or replacement library card	$5.00	$0.00	$5.00
Compassion waiver	On written application with supporting documentation		
Late fees for children 12 and under	No charge		
INTERLIBRARY LOANS			
Base ILL fee applicable to all loan requests	$2.27	$0.23	$2.50
All other libraries, excluding NSW Public libraries	$30.50 for postage, plus if applicable Recovery Costs plus GST.		
Other SWIFT Libraries	All costs to be borne by applicant.		
PHOTOCOPYING, PRINTING AND SCANNING			
A4 black and white page	$0.18	$0.02	$0.20
A3 black and white page	$0.36	$0.04	$0.40
A4 colour page	$0.91	$0.09	$1.00
A3 colour page	$1.82	$0.18	$2.00
Scanning	No charge		
SALE OF ITEMS			
Used or discarded Library items	Various prices		
Library bags	$4.64	$0.46	$5.10
Local history books	Up to $50.00		
Headphones	Up to $10.00		
USB sticks	Up to $10.00		
LOCAL HISTORY			
Local history research	First half hour free then $100/hour		
Local history research (health or concession card holder)	First half hour free then $50/hour		
PROGRAMMING OR ACTIVITIES			
Various activities (excludes baby rhyme time, story time)	Up to $25.00/session		

continued on next page ...

Name	Year 19/20 Fee (excl. GST)	GST	Fee (incl. GST)

PROGRAMMING OR ACTIVITIES [continued]

Various activities (excludes baby rhyme time, story time) health or concession card holder			Up to $15.00/session

RENTAL OF MEETING ROOMS

Library use			No charge
Commercial use	$50.00	$5.00	$55.00
Reduced fees and fee waivers can be applied to the fees outlined above in accordance with the Reduced Fees and Fee Waiver Guidelines which determine eligibility and selection criteria for reduced fees			Community Rate-50% of applicable fee Support Group Rate-20% of applicable fee Fee Waiver-no charge
Damage security deposit	$200.00	$0.00	$200.00
Cancellation fee			100% of Hire Fee + GST

ROOMS & COMMUNITY CENTRE – CATEGORY 1

Whites Creek Stables, Leichhardt Marketplace (Community Room), Annandale Community Centre (Meeting Room), St Peters Town Hall (Downstairs), Jimmy Little Community Centre (Meeting Room), Hannaford Community Centre (Meeting Room), Camperdown Park (Meeting Room), Balmain Library (Meeting Room), Leichhardt Library (Meeting Room), Marrickville Library (Learning Room 1.3)

Weekday Hourly Rate (before 5pm)	$31.82	$3.18	$35.00
Weekday Hourly Rate (after 5pm)	$40.91	$4.09	$45.00
Weekend Hourly Rate	$40.91	$4.09	$45.00
Weekday Day Rate (opening – 5pm)	$127.27	$12.73	$140.00
Weekday Evening Rate (5pm – close)	$163.64	$16.36	$180.00
Weekend Day Rate (Opening – 5pm)	$163.64	$16.36	$180.00
Weekend Evening Rate (5pm – close)	$204.55	$20.45	$225.00
Whole Day Rate (open – close)	$254.55	$25.45	$280.00
Refundable Bond	$200.00	$0.00	$200.00
Cancellation Rules (28 days and greater prior to booking)			100% Refund
Cancellation Rules (from 14 days up to and including 27 days prior to booking)			50% Refund
Cancellatoin Rules (less than 14 days prior to booking)			0% Refund
Fire Alarm	$1,818.18	$181.82	$2,000.00
Out of Hours Opening Fee (Weekday)	$318.18	$31.82	$350.00
Out of Hours Opening Fee (Weekends)	$454.55	$45.45	$500.00
Additional Key	$136.36	$13.64	$150.00
Lost Key & Swipe	$136.36	$13.64	$150.00

ROOMS & COMMUNITY CENTRE – CATEGORY 2

Whites Creek Cottage (Melaleuca Room), ASC (Activity Room), Hannaford Community Centre (Activity Room), Mervyn Fletcher Hall, Marrickville Library (Learning Room 1.1 & Learning Room 1.2)

Additional ASC Activity Rooms beyond the first are charged at 50%

Weekday Hourly Rate (before 5pm)	$54.55	$5.45	$60.00

continued on next page ...

Name	Year 19/20 Fee (excl. GST)	GST	Fee (incl. GST)

ROOMS & COMMUNITY CENTRE – CATEGORY 2 [continued]

Weekday Hourly Rate (after 5pm)	$63.64	$6.36	$70.00
Weekend Hourly Rate	$63.64	$6.36	$70.00
Weekday Day Rate (open – 5pm)	$218.18	$21.82	$240.00
Weekday Evening Rate (5pm – close)	$254.55	$25.45	$280.00
Weekend Day Rate (open – 5pm)	$254.55	$25.45	$280.00
Weekend Evening Rate (5pm – close)	$318.18	$31.82	$350.00
Whole Day Rate (open – close)	$436.36	$43.64	$480.00
Refundable Bond	$200.00	$0.00	$200.00
Cancellation Rules (28 days and greater prior to booking)			100% Refund
Cancellation Rules (from 14 days up to and including 27 days prior to booking)			50% Refund
Cancellation Rules (less than 14 days prior to booking)			0% Refund
Fire Alarm	$1,818.18	$181.82	$2,000.00
Out of Hours Opening Fee (Weekday)	$318.18	$31.82	$350.00
Out of Hours Opening Fee (Weekends)	$454.55	$45.45	$500.00
Additional Key	$136.36	$13.64	$150.00
Lost Key & Swipe	$136.36	$13.64	$150.00

ROOMS & COMMUNITY CENTRE – CATEGORY 3

Tom Foster Community Centre, Annandale Community Centre (Upstairs), Jimmy Little Community Centre (Main Hall), Michael Maher, Clontarf Cottage, Petersham Town Hall (Chambers), Herb Greedy, Seaview Street, St Peters Town Hall (Upstairs), Yanada Room, Marrickville Pavilion Rooms

Weedkay Hourly Rate (before 5pm)	$63.64	$6.36	$70.00
Weekday Hourly Rate (after 5pm)	$72.73	$7.27	$80.00
Weekend Hourly Rate	$72.73	$7.27	$80.00
Weekday Day Rate (open – 5pm)	$254.55	$25.45	$280.00
Weekday Evening Rate (5pm – close)	$290.91	$29.09	$320.00
Weekend Day Rate (open – 5pm)	$290.91	$29.09	$320.00
Weekend Evening Rate (5pm – close)	$363.64	$36.36	$400.00
Whole Day Rate (open – close)	$509.09	$50.91	$560.00
Refundable Bond	$500.00	$0.00	$500.00
Cancellation Rules (28 days and greater prior to booking)			100% Refund
Cancellation Rules (from 14 days up to and including 27 days prior to booking)			50% Refund
Cancellation Rules (less than 14 days prior to booking)			0% Refund
Fire Alarm	$1,818.18	$181.82	$2,000.00
Out of Hours Opening Fee (Weekday)	$318.18	$31.82	$350.00
Out of Hours Opening Fee (Weekends)	$454.55	$45.45	$500.00
Additional Key	$136.36	$13.64	$150.00
Lost Key & Swipe	$136.36	$13.64	$150.00

Name	Year 19/20 Fee (excl. GST)	GST	Fee (incl. GST)
ROOMS & COMMUNITY CENTRE – CATEGORY 4			
Balmain Town Hall (Meeting Room), Hannaford Community Centre (Heffernan Hall), Annandale Community Centre (Back Hall)			
Weekday Hourly Rate (before 5pm)	$72.73	$7.27	$80.00
Weekday Hourly Rate (after 5pm)	$81.82	$8.18	$90.00
Weekend Hourly Rate	$81.82	$8.18	$90.00
Weekday Day Rate (open – 5pm)	$290.91	$29.09	$320.00
Weekday Evening Rate (5pm – close)	$327.27	$32.73	$360.00
Weekend Day Rate (open – 5pm)	$327.27	$32.73	$360.00
Weekend Evening Rate (5pm – close)	$409.09	$40.91	$450.00
Whole Day Rate (open – close)	$581.82	$58.18	$640.00
Refundable Bond	$500.00	$0.00	$500.00
Cancellation Rules (28 days and greater prior to booking)			100% Refund
Cancellation Rules (from 14 days up to and including 27 days prior to booking)			50% Refund
Cancellation Rules (less than 14 days prior to booking)			0% Refund
Fire Alarm	$1,818.18	$181.82	$2,000.00
Out of Hours Opening Fee (Weekday)	$318.18	$31.82	$350.00
Out of Hours Opening Fee (Weekends)	$454.55	$45.45	$500.00
Additional Key	$136.36	$13.64	$150.00
Lost Key & Swipe	$136.36	$13.64	$150.00
REPRODUCTION OF COUNCIL OWNED IMAGES			
Commercial rate (web site or graphic) per image	$100.00	$0.00	$100.00
Private use per image (one off use)	$25.00	$0.00	$25.00
Private use with health care card	$15.00	$0.00	$15.00
Commercial rates: Publishing hardcopy per image	$525.00	$0.00	$525.00
Commercial rates: Hardcopy printed format 1 page or less	$260.00	$0.00	$260.00
Commercial Networks: For use in the production of films, movies, documentaries, TV series, etc. (terrestrial rights), per image	$260.00	$0.00	$260.00
Non-Commercial Networks: For use in the production of films, movies, documentaries, TV series, etc. (terrestrial rights), per image	$130.00	$0.00	$130.00
Cover	$515.00	$0.00	$515.00

Name	Year 19/20 Fee (excl. GST)	GST	Fee (incl. GST)

COMMUNITY SERVICES & CULTURE

Indoor Venues Fee Scale

Council provides a scaled fee structure for the hire of a range of community venues and halls to ensure equitable access.

The Fee scale policy outlines the need for community resources to be affordable and accessible for not-for-profit (NFP) groups with limited income streams.

Factors that can determine the level of fee subsidy include:
- access and affordability for local residents
- health and wellbeing benefits of the activity
- the need for Council support to enable activities to proceed
- the extent to which the activity aligns with Council's strategic priorities

All applications for venue use will be assessed in line with these priorities.

Subsidy	Organisation/Activity Type/Examples
100%	Organisation: - Incorporated NFP organisation - Unincorporated local NFP group Activity Type: - Service that enables achievement of specific Community Strategic Plan objective for local residents; and - Where there is evidence that payment of a fee for venue use will prevent the activity from occurring Examples: - Recognised social supporteg Alcoholics Anonymous, GA, NA., for their weekly meeting, - Men's Group - Seniors and cultural social support - Play groups - Local meetings of registered political organisations - Local youth band rehearsals

continued on next page ...

Name	Year 19/20 Fee (excl. GST)	GST	Fee (incl. GST)

Indoor Venues Fee Scale [continued]

50%	Organisation: - Incorporated NFP organisation - Unincorporated local NFP group - Sole traders with public liability insurance - Religious institutions (ATO defined) Activity Type: - Service that enables achievement of specific Community Strategic Plan objective for local residents; and - A fee over $5 is charged for membership/ participation - Offering community focused activities, and discounted access to health care card holders - Religious services Examples: - Dance groups - Yoga for cancer patients - Painting classes - U3A - P&C fundraiser - Charity event with over 50% beneficiaries being local residents - Weekend church service
0%	Organisation: - Commercial hirers - Private functions - Activities where IWC residents comprise less than 50% of participants Activity Type: - Activities designed for benefit of the for profit sector - Activities that are for the benefit of a private individual or organisation that is not open to the general public - Community activities designed to cater for residents of other Council areas Examples: - Sales conference - Birthday parties, weddings - Activities of a metropolitan-wide club
An assessment panel comprising specialist venues staff, and where appropriate community development staff, will assess applications to determine fee categories based on the application form.	

Name	Year 19/20 Fee (excl. GST)	GST	Fee (incl. GST)
Rooms & Community Centres – Category 1			
Whites Creek Stables, Leichhardt Marketplace (Community Room), Annandale Community Centre (Meeting Room), St Peters Town Hall (Downstairs), Jimmy Little Community Centre (Meeting Room), Hannaford Community Centre (Meeting Room), Camperdown Park (Meeting Room), Balmain Library (Meeting Room), Leichhardt Library (Meeting Room), Marrickville Library (Learning Room 1.3)			
Weekday Hourly Rate (before 5pm)	$31.82	$3.18	$35.00
Weekday Hourly Rate (after 5pm)	$40.91	$4.09	$45.00
Weekend Hourly Rate	$40.91	$4.09	$45.00
Weekday Day Rate (opening – 5pm)	$127.27	$12.73	$140.00
Weekday Evening Rate (5pm – close)	$163.64	$16.36	$180.00
Weekend Day Rate (opening – 5pm)	$163.64	$16.36	$180.00
Weekend Evening Rate (5pm – close)	$204.55	$20.45	$225.00
Whole Day Rate (opening – close)	$254.55	$25.45	$280.00
Refundable Bond	$200.00	$0.00	$200.00
Cancellation Rules (28 days and greater prior to booking)			100% Refund
Cancellation Rules (from 14 days up to and including 27 days prior to booking)			50% Refund
Cancellation Rules (less than 14 days prior to booking)			0% Refund
Fire Alarm	$1,818.18	$181.82	$2,000.00
Out Of Hours Opening Fee (Weekday)	$318.18	$31.82	$350.00
Out Of Hours Opening Fee (Weekends)	$454.55	$45.45	$500.00
Additional Key	$136.36	$13.64	$150.00
Lost Key And Swipe	$136.36	$13.64	$150.00
Rooms & Community Centres – Category 2			
Whites Creek Cottage (Melaleuca Room), ASC (Activity Room), Hannaford Community Centre (Activity Room), Mervyn Fletcher Hall, Marrickville Library (Learning Room 1.1 & Learning Room 1.2)			
Additional ASC Activity Rooms beyond the first are charged at 50%			
Weekday Hourly Rate (before 5pm)	$54.55	$5.45	$60.00
Weekday Hourly Rate (after 5pm)	$63.64	$6.36	$70.00
Weekend Hourly Rate	$63.64	$6.36	$70.00
Weekday Day Rate (opening – 5pm)	$218.18	$21.82	$240.00
Weekday Evening Rate (5pm – close)	$254.55	$25.45	$280.00
Weekend Day Rate (opening – 5pm)	$254.55	$25.45	$280.00
Weekend Evening Rate (5pm – close)	$318.18	$31.82	$350.00
Whole Day Rate (opening – close)	$436.36	$43.64	$480.00
Refundable Bond	$200.00	$0.00	$200.00
Cancellation Rules (28 days and greater prior to booking)			100% Refund
Cancellation Rules (from 14 days up to and including 27 days prior to booking)			50% Refund
Cancellation Rules (less than 14 days prior to booking)			0% Refund

continued on next page ...

Name	Year 19/20 Fee (excl. GST)	GST	Fee (incl. GST)
Whites Creek Cottage (Melaleuca Room), ASC (Activity Room), Hannaford Community Centre (Activity Room), Mervyn Fletcher Hall, Marrickville Library (Learning Room 1.1 & Learning Room 1.2) [continued]			
Fire Alarm	$1,818.18	$181.82	$2,000.00
Out Of Hours Opening Fee (Weekday)	$318.18	$31.82	$350.00
Out Of Hours Opening Fee (Weekends)	$454.55	$45.45	$500.00
Additional Key	$136.36	$13.64	$150.00
Lost Key And Swipe	$136.36	$13.64	$150.00
Rooms & Community Centres – Category 3			
Tom Foster Community Centre, Annandale Community Centre (Upstairs), Jimmy Little Community Centre (Main Hall), Michael Maher, Clontarf Cottage, Petersham Town Hall (Chambers), Herb Greedy, Seaview Street, St Peters Town Hall (Upstairs), Yanada Room, Marrickville Pavilion Rooms			
Weekday Hourly Rate (before 5pm)	$63.64	$6.36	$70.00
Weekday Hourly Rate (after 5pm)	$72.73	$7.27	$80.00
Weekend Hourly Rate	$72.73	$7.27	$80.00
Weekday Day Rate (opening – 5pm)	$254.55	$25.45	$280.00
Weekday Evening Rate (5pm – close)	$290.91	$29.09	$320.00
Weekend Day Rate (opening – 5pm)	$290.91	$29.09	$320.00
Weekend Evening Rate (5pm – close)	$363.64	$36.36	$400.00
Whole Day Rate (opening – close)	$509.09	$50.91	$560.00
Refundable Bond	$500.00	$0.00	$500.00
Cancellation Rules (28 days and greater prior to booking)			100% Refund
Cancellation Rules (from 14 days up to and including 27 days prior to booking)			50% Refund
Cancellation Rules (less than 14 days prior to booking)			0% Refund
Fire Alarm	$1,818.18	$181.82	$2,000.00
Out Of Hours Opening Fee (Weekday)	$318.18	$31.82	$350.00
Out Of Hours Opening Fee (Weekends)	$454.55	$45.45	$500.00
Additional Key	$136.36	$13.64	$150.00
Lost Key And Swipe	$136.36	$13.64	$150.00
Rooms & Community Centres – Category 4			
Balmain Town Hall (Meeting Room), Hannaford Community Centre (Heffernan Hall), Annandale Community Centre (Back Hall)			
Weekday Hourly Rate (before 5pm)	$72.73	$7.27	$80.00
Weekday Hourly Rate (after 5pm)	$81.82	$8.18	$90.00
Weekend Hourly Rate	$81.82	$8.18	$90.00
Weekday Day Rate (opening – 5pm)	$290.91	$29.09	$320.00
Weekday Evening Rate (5pm – close)	$327.27	$32.73	$360.00

continued on next page ...

Name	Year 19/20 Fee (excl. GST)	GST	Fee (incl. GST)
Balmain Town Hall (Meeting Room), Hannaford Community Centre (Heffernan Hall), Annandale Community Centre (Back Hall) [continued]			
Weekend Day Rate (opening – 5pm)	$327.27	$32.73	$360.00
Weekend Evening Rate (5pm – close)	$409.09	$40.91	$450.00
Whole Day Rate (opening – close)	$581.82	$58.18	$640.00
Refundable Bond	$500.00	$0.00	$500.00
Cancellation Rules (28 days and greater prior to booking)			100% Refund
Cancellation Rules (from 14 days up to and including 27 days prior to booking)			50% Refund
Cancellation Rules (less than 14 days prior to booking)			0% Refund
Fire Alarm	$1,818.18	$181.82	$2,000.00
Out Of Hours Opening Fee (Weekday)	$318.18	$31.82	$350.00
Out Of Hours Opening Fee (Weekends)	$454.55	$45.45	$500.00
Additional Key	$136.36	$13.64	$150.00
Lost Key And Swipe	$136.36	$13.64	$150.00
Town Halls			
Leichhardt Town Hall, Balmain Town Hall			
Minimum 4 hours use on Weekdays			
Weekday Hourly Rate (before 5pm)	$109.09	$10.91	$120.00
Weekday Hourly Rate (after 5pm)	$118.18	$11.82	$130.00
Weekend Half Day (6 hours)	$772.73	$77.27	$850.00
Weekend Whole Day (opening – close)	$1,545.45	$154.55	$1,700.00
Refundable Bond	$1,500.00	$0.00	$1,500.00
Cancellation Rules (28 days and greater prior to booking)			100% Refund
Cancellation Rules (from 14 days up to and including 27 days prior to booking)			50% Refund
Cancellation Rules (less than 14 days prior to booking)			0% Refund
Fire Alarm	$1,818.18	$181.82	$2,000.00
Out Of Hours Opening Fee (Weekday)	$318.18	$31.82	$350.00
Out Of Hours Opening Fee (Weekends)	$454.55	$45.45	$500.00
Additional Key	$136.36	$13.64	$150.00
Lost Key And Swipe	$136.36	$13.64	$150.00
Petersham Town Hall, Marrickville Town Hall			
Minimum 4 hours use on Weekdays			
Weekday Hourly Rate (before 5pm)	$109.09	$10.91	$120.00
Weekday Hourly Rate (after 5pm)	$118.18	$11.82	$130.00
Weekend Half Day (6 hours)	$1,090.91	$109.09	$1,200.00
Weekend Whole Day (opening – close)	$2,181.82	$218.18	$2,400.00
Refundable Bond	$1,500.00	$0.00	$1,500.00
Cancellation Rules (28 days and greater prior to booking)			100% Refund
Cancellation Rules (from 14 days up to and including 27 days prior to booking)			50% Refund

continued on next page ...

Name	Year 19/20 Fee (excl. GST)	GST	Fee (incl. GST)
Petersham Town Hall, Marrickville Town Hall [continued]			
Cancellation Rules (less than 14 days prior to booking)			0% Refund
Fire Alarm	$1,818.18	$181.82	$2,000.00
Out Of Hours Opening Fee (Weekday)	$318.18	$31.82	$350.00
Out Of Hours Opening Fee (Weekends)	$454.55	$45.45	$500.00
Additional Key	$136.36	$13.64	$150.00
Lost Key And Swipe	$136.36	$13.64	$150.00
Ashfield Town Hall			
Minimum 4 hours use on Weekdays			
Weekday Hourly Rate (before 5pm)	$190.91	$19.09	$210.00
Weekday Hourly Rate (after 5pm)	$200.00	$20.00	$220.00
Weekend Half Day (6 hours)	$1,181.82	$118.18	$1,300.00
Weekend Whole Day (opening – close)	$2,363.64	$236.36	$2,600.00
Refundable Bond	$1,500.00	$0.00	$1,500.00
Cancellation Rules (28 days and greater prior to booking)			100% Refund
Cancellation Rules (from 14 days up to and including 27 days prior to booking)			50% Refund
Cancellation Rules (less than 14 days prior to booking)			0% Refund
Fire Alarm	$1,818.18	$181.82	$2,000.00
Out Of Hours Opening Fee (Weekday)	$318.18	$31.82	$350.00
Out Of Hours Opening Fee (Weekends)	$454.55	$45.45	$500.00
Additional Key	$136.36	$13.64	$150.00
Lost Key And Swipe	$136.36	$13.64	$150.00
Community Bus			
Monday– Friday (7am – 4pm)	$20.00	$2.00	$22.00
Monday – Friday (before 9am and after 4pm)	$45.00	$4.50	$49.50
Saturday (Sunday rates after 3hrs on Saturday)	$45.00	$4.50	$49.50
Sunday	$75.00	$7.50	$82.50
50kms or less	$25.00	$2.50	$27.50
51kms – 100kms	$50.00	$5.00	$55.00
101kms – 150kms	$65.00	$6.50	$71.50
151kms – 200kms	$100.00	$10.00	$110.00
201kms – 250kms	$110.00	$11.00	$121.00
251kms – 300kms	$125.00	$12.50	$137.50
301kms – 350kms	$160.00	$16.00	$176.00
351kms or more	$190.00	$19.00	$209.00
Cancellation Fee (this applies to all bookings cancelled without minimum 5 working days notice)	$65.00	$6.50	$71.50

Name	Year 19/20 Fee (excl. GST)	GST	Fee (incl. GST)
Home Linked Support			
Food Services			
Meals on Wheels Service – Main Meal	$8.50	$0.00	$8.50
Meals on Wheels – Main Meal (non-subsidised)	$12.00	$0.00	$12.00
Meals on Wheels Service – Sandwich	$2.80	$0.00	$2.80
Meals on Wheels Service – Dessert	$2.60	$0.00	$2.60
Meals on Wheels Service – Drink	$0.80	$0.00	$0.80
Centre Based Meals Service* and Take Away Meals Service* (per meal pack)	$8.50	$0.00	$8.50
*There is also capacity to vary the cost of these services based on actual cost plus margin to cover overheads and GST. A quotation will be provided prior to the order being confirmed			
Bulk Meals Service – meal only (per meal)	$8.50	$0.00	$8.50
Social Activities			
Fee for participation in activities conducted by a professional tutor e.g.. Tai Chi, Cooking Classes – per person	$3.00	$0.30	$3.30
Home Modification & Maintenance, Gardening & Handyperson Services			
*minimum of one hour and area specific			
Handyperson/Gardening	$30.00	$0.00	$30.00
Carpenter service	$35.00	$0.00	$35.00
Plumber service	$40.00	$0.00	$40.00
Full Cost Service (Ineligible for subsidised rate – not registered on myagedcare)	$60.00	$6.00	$66.00
Full Cost Service (Residents receiving no Aged or Disability Pension)	$50.00	$5.00	$55.00
Material Costs			At cost
Bus & Driver			
Senior Groups Outings – per person	$5.00	$0.50	$5.50
Local Trips – One Pick Up and Drop Off Point – per group – full day or part there of	$60.00	$6.00	$66.00
Local Trips – Individual Pick Up and Drop Off – per group – at an additional 15% of Local Trips-One Pick and Drop Off point – full day or part there of	$70.00	$7.00	$77.00
Day Trips* – One Pick Up and Drop Off Point – per group – full day or part there of	$155.00	$15.50	$170.50
*Day Trips are any trips outside of Inner West LGA			
Day Trips* – Individual Pick Up and Drop Off – per group – at an additional 15% of Day Trips-One Pick and Drop Off point – full day or part there of	$175.00	$17.50	$192.50
*Day Trips are any trips outside of Inner West LGA			

Name	Year 19/20 Fee (excl. GST)	GST	Fee (incl. GST)

AQUATIC & RECREATION FACILITIES & SERVICES

ASHFIELD AQUATIC CENTRE

Closed for major redevelopment – reopening in 2020			

LEICHHARDT PARK AQUATIC CENTRE

Pool Entry

To be eligible for a Family pool entry, adults must be parents or guardians of the children, or alternatively they must be adults who live with the children in the same domestic dwelling.

Adults	$8.00	$0.80	$8.80
Children under 5 years			No Charge
Children 5 – 16 years	$6.09	$0.61	$6.70
Full time student (ID required)	$6.09	$0.61	$6.70
Sports Club Entry	$6.27	$0.63	$6.90
Family A (1 Adult with up to 3 Children aged 5 – 16 years)	$16.91	$1.69	$18.60
Each additional child	$2.73	$0.27	$3.00
Family B (2 Adults with up to 3 Children aged 5 – 16 years)	$20.64	$2.06	$22.70
Each additional child	$2.73	$0.27	$3.00
Each additional adult	$3.73	$0.37	$4.10
Adults 20 visits	$129.64	$12.96	$142.60
Adults 50 visits	$326.36	$32.64	$359.00
Children 20 visits	$95.36	$9.54	$104.90
Seniors Swim 20 visits	$74.91	$7.49	$82.40
Family A 20 visits (1 Adult with up to 3 Children aged 5-16 years)	$249.55	$24.95	$274.50
Each additional child	$52.45	$5.25	$57.70
Family B 20 visits (2 Adults with up to 3 Children aged 5-16 years)	$310.09	$31.01	$341.10
Each additional child	$52.45	$5.25	$57.70
Each additional adult	$78.27	$7.83	$86.10
Seniors Concession	$4.27	$0.43	$4.70
General Concession	$1.00	$0.10	$1.10
Bulk Purchase – General Concession	$19.82	$1.98	$21.80
Visitors	$3.91	$0.39	$4.30
Visitors (Cafe & for School Carnivals)			No Charge
School groups (including school carnivals)	$5.09	$0.51	$5.60
Non swimming parents attending LTS lessons (up to 2 Parents)			No Charge
Parent accompanying a non-paying child (under 5 years) is required to purchase an adult swim entry for safety reasons	$8.00	$0.80	$8.80
Volunteers assisting people with disabilities			No Charge
Swim Fitness passport Program	$6.45	$0.65	$7.10

Name	Year 19/20 Fee (excl. GST)	GST	Fee (incl. GST)

Health & Fitness Classes (casual use, fee includes free pool entry)

Teen gym swimming not included
Over 14 and under 16 must be accompanied by parent or Guardian
Over 14 and under 16 has activity restrictions

Aerobics	$23.73	$2.37	$26.10
Aqua aerobics	$23.73	$2.37	$26.10
Circuits	$23.73	$2.37	$26.10
Gym	$23.73	$2.37	$26.10
Yoga	$23.73	$2.37	$26.10
Pilates	$23.73	$2.37	$26.10
Self Defence (adults)	$23.73	$2.37	$26.10
Self Defence (children)	$13.91	$1.39	$15.30
Other general casual fitness classes	$23.73	$2.37	$26.10
Discounted fee for above classes for members of Dawn Fraser Baths and members of LPAC that have a package that does not include the particular class	$21.82	$2.18	$24.00
Bulk purchase 20 visits for above programs	$298.64	$29.86	$328.50
Teen Gym over 14 to 18	$5.18	$0.52	$5.70
Teen Gym over 14 to 18	$51.55	$5.15	$56.70
Health fitness passport program	$9.64	$0.96	$10.60
Personal Training (individual one customer per trainer)	$68.18	$6.82	$75.00
(10 session 3/4 hour standard rate)	$596.09	$59.61	$655.70

Off peak GOLD membership (allows full use of GYM, all wet & dry programs & use of the pools Monday to Friday 12.00 pm till 4.00 pm)

Allows full use of gym, all wet and dry programs, and use of the pools Monday to Friday 12pm till 4pm

* Direct debit transaction fees will apply - see below

1 month	$102.73	$10.27	$113.00
3 months	$211.18	$21.12	$232.30
6 months	$321.64	$32.16	$353.80
12 months	$561.55	$56.15	$617.70
Direct Debit payment option – 12 months minimum commitment *	$21.82	$2.18	$24.00
Flexible Direct Debit payment option – no fixed term, minimum 2 months membership. The fortnightly direct debit payment may be terminated with 30 days notice.*	$24.82	$2.48	$27.30
Rate for Special Nominated Programs (seniors & schools)	$9.91	$0.99	$10.90
10 Pack	$89.45	$8.95	$98.40
20 Pack	$180.00	$18.00	$198.00
Non Swimming spectators attending LTS lessons (up to 2 people)	$0.00	$0.00	$0.00
Massage	$82.18	$8.22	$90.40
Massage	$56.45	$5.65	$62.10

Personal Training (individual one customer per trainer)

The above rates will be discounted by the following amounts for groups:

continued on next page ...

Name	Year 19/20 Fee (excl. GST)	GST	Fee (incl. GST)
Personal Training (individual one customer per trainer) [continued]			
1 session (hourly) standard rate	$83.09	$8.31	$91.40
10 sessions (hourly) standard rate	$719.91	$71.99	$791.90
1 session (1/2 hourly) standard rate	$54.45	$5.45	$59.90
10 sessions (1/2 hourly) standard rate	$479.91	$47.99	$527.90
Bootcamp Program (Members)	$144.00	$14.40	$158.40
Bootcamp Program (Non Members)	$283.18	$28.32	$311.50
Bootcamp Shirt (Members and Non Members)	$41.55	$4.15	$45.70
Group Personal Training			
1 Session (hourly)			
Group of 2 persons 20% (i.e. each person will pay 80% of the standard rate)	$66.27	$6.63	$72.90
Group of 3 persons 30% (i.e. each person will pay 70% of the standard rate)	$58.36	$5.84	$64.20
Group of 4 or more persons 40% (i.e. each person will pay 60% of the standard rate)	$50.45	$5.05	$55.50
10 Sessions (hourly)			
Group of 2 persons 20% (i.e. each person will pay 80% of the standard rate)	$573.55	$57.35	$630.90
Group of 3 persons 30% (i.e. each person will pay 70% of the standard rate)	$501.55	$50.15	$551.70
Group of 4 or more persons 40% (i.e. each person will pay 60% of the standard rate)	$430.00	$43.00	$473.00
1 Session (Half hourly)			
Group of 2 persons 20% (i.e. each person will pay 80% of the standard rate)	$43.55	$4.35	$47.90
Group of 3 persons 30% (i.e. each person will pay 70% of the standard rate)	$36.55	$3.65	$40.20
Group of 4 or more persons 40% (i.e. each person will pay 60% of the standard rate)	$31.73	$3.17	$34.90
10 Sessions (Half hourly)			
Group of 2 persons 20% (i.e. each person will pay 80% of the standard rate)	$383.91	$38.39	$422.30
Group of 3 persons 30% (i.e. each person will pay 70% of the standard rate)	$336.00	$33.60	$369.60
Group of 4 or more persons 40% (i.e. each person will pay 60% of the standard rate)	$288.00	$28.80	$316.80
Nutrition consultation			
Initial consultation	$120.00	$12.00	$132.00
Subsequent consultations	$60.27	$6.03	$66.30
Fit Kid class	$5.45	$0.55	$6.00
Off Peak Programs (Nominated Hours)	$16.55	$1.65	$18.20
Off Peak Programs (Concession)	$13.91	$1.39	$15.30

continued on next page ...

Name	Year 19/20 Fee (excl. GST)	GST	Fee (incl. GST)
Nutrition consultation [continued]			
Junior Gymmies	$11.09	$1.11	$12.20
School fitness program	$11.09	$1.11	$12.20
Body Fat Test	$23.73	$2.37	$26.10
Fitness assessment program (other than assessments undertaken as part of memberships)	$85.09	$8.51	$93.60
Triathlon/Adult fun squad/Aussie masters/Swim fit			
Per Class	$16.91	$1.69	$18.60
10 visits	$156.00	$15.60	$171.60
20 visits	$273.64	$27.36	$301.00
50 visits	$513.55	$51.35	$564.90
Exercise physiology(individual one customer per trainer)			
1 session standard rate (1 hour sessions)	$108.00	$10.80	$118.80
5 sessions standard rate (1 hour sessions)	$482.27	$48.23	$530.50
10 sessions standard rate (1 hour sessions)	$916.64	$91.66	$1,008.30
1 session standard rate (1/2 hourly sessions)	$68.27	$6.83	$75.10
5 sessions standard rate (1/2 hourly sessions)	$321.64	$32.16	$353.80
10 sessions standard rate (1/2 hourly sessions)	$595.09	$59.51	$654.60
Exercise Physiology Workcover Client (individual one customer per trainer):			Workcover Rate Min. Fee: $0.10
Special Health & fitness program			
Members	$55.00	$5.50	$60.50
Non Members	$110.45	$11.05	$121.50
Members	$66.27	$6.63	$72.90
Non Members	$131.55	$13.15	$144.70
Memberships (all with free pool entry to LPAC & Dawn Fraser Baths)			
Swim Only			
* Direct debit transaction fees will apply - see below			
1 month	$113.73	$11.37	$125.10
3 months	$283.18	$28.32	$311.50
6 months	$479.91	$47.99	$527.90
12 months	$878.18	$87.82	$966.00
Direct Debit payment option – 12 months minimum commitment *	$33.82	$3.38	$37.20

continued on next page ...

Name	Year 19/20 Fee (excl. GST)	GST	Fee (incl. GST)

Swim Only [continued]

Flexible Direct Debit payment option – no fixed term, minimum 2 months membership. The fortnightly direct debit payment may be terminated with 30 days notice.*	$39.00	$3.90	$42.90
*Direct debit transaction fees will apply - see below			

Family Swim A (1 adult & up to 2 children aged 5 – 16years. The adult must be the parent or guardian of the child, or alternatively an adult who lives with a child in the same domestic dwelling)

1 Adult and up to 2 Children aged 5-16 years. The adult must be the parent or guardian of the child, or alternatively an adult who lives with the child in the same domestic dwelling

* Direct debit transaction fees will apply - see below

1 month	$168.00	$16.80	$184.80
each additional child	$49.45	$4.95	$54.40
3 months	$441.55	$44.15	$485.70
each additional child	$130.55	$13.05	$143.60
6 months	$575.91	$57.59	$633.50
each additional child	$168.00	$16.80	$184.80
12 months	$1,017.36	$101.74	$1,119.10
each additional child	$300.00	$30.00	$330.00
Direct Debit payment option – 12 months minimum commitment *	$39.55	$3.95	$43.50
each additional child	$11.36	$1.14	$12.50
Flexible Direct Debit payment option – no fixed term, minimum 2 months membership. The fortnightly direct debit payment may be terminated with 30 days notice.*	$45.00	$4.50	$49.50
each additional child	$13.18	$1.32	$14.50
*Direct debit transaction fees will apply - see below			

Family Swim B (2 adult & up to 2 children aged 5 – 16years. Adult must be the parents or guardian of the child, or alternatively an adult who lives with a child in the same domestic dwelling)

2 Adults and up to 2 Children aged 5-16 years. Adults must be parents or guardians of the children, or alternatively they must be adults who live with the children in the same domestic dwelling

* Direct debit transaction fees will apply - see below

1 month	$231.36	$23.14	$254.50
each additional child	$48.45	$4.85	$53.30
3 months	$614.27	$61.43	$675.70
each additional child	$134.45	$13.45	$147.90
6 months	$803.82	$80.38	$884.20
each additional child	$168.00	$16.80	$184.80
12 months	$1,421.45	$142.15	$1,563.60
each additional child	$296.64	$29.66	$326.30
Direct Debit payment option – 12 months minimum commitment *	$55.09	$5.51	$60.60
each additional child	$11.36	$1.14	$12.50

continued on next page ...

Name	Year 19/20 Fee (excl. GST)	GST	Fee (incl. GST)
Family Swim B (2 adult & up to 2 children aged 5 – 16years. Adult must be the parents or guardian of the child, or alternatively an adult who lives with a child in the same domestic dwelling) [continued]			
Flexible Direct Debit payment option – no fixed term, minimum 2 months membership. The fortnightly direct debit payment may be terminated with 30 days notice.*	$63.27	$6.33	$69.60
each additional child	$13.18	$1.32	$14.50
*Direct debit transaction fees will apply - see below			

GOLD membership (allows full use of Gym, all wet & dry program and use of the pools)

Allows full use of gym, all wet and dry programs, and use of the pools

* Direct debit transaction fees will apply - see below

1 month	$206.36	$20.64	$227.00
3 months	$427.18	$42.72	$469.90
6 months	$643.09	$64.31	$707.40
12 months	$1,123.00	$112.30	$1,235.30
Direct Debit payment option – 12 months minimum commitment *	$43.09	$4.31	$47.40
Flexible Direct Debit payment option – no fixed term, minimum 2 months membership. The fortnightly direct debit payment may be terminated with 30 days notice.*	$49.45	$4.95	$54.40
*Direct debit transaction fees will apply - see below			

Family Gold A (1 adult & up to 2 children aged 5 – 16years. The adult must be the parent or guardian of the child, or alternatively an adult who lives with a child in the same domestic dwelling)

1 Adult and up to 2 Children aged 5-16 years. The adult must be the parent or guardian of the child, or alternatively an adult who lives with the child in the same domestic dwelling

* Direct debit transaction fees will apply - see below

3 months	$561.55	$56.15	$617.70
each additional child	$122.45	$12.25	$134.70
6 months	$849.45	$84.95	$934.40
each additional child	$187.18	$18.72	$205.90
12 months	$1,478.09	$147.81	$1,625.90
each additional child	$321.64	$32.16	$353.80
Direct Debit payment option – 12 months minimum commitment *	$56.55	$5.65	$62.20
each additional child	$12.36	$1.24	$13.60
Flexible Direct Debit payment option – no fixed term, minimum 2 months membership. The fortnightly direct debit payment may be terminated with 30 days notice.*	$65.27	$6.53	$71.80
each additional child	$14.09	$1.41	$15.50
*Direct debit transaction fees will apply - see below			

Name	Year 19/20 Fee (excl. GST)	GST	Fee (incl. GST)
Family Gold B (2 adult & up to 2 children aged 5 – 16years. The adult must be the parent or guardian of the child, or alternatively an adult who lives with a child in the same domestic dwelling)			
2 Adults and up to 2 Children aged 5-16 years. Adults must be parents or guardians of the children, or alternatively they must be adults who live with the children in the same domestic dwelling			
* Direct debit transaction fees will apply - see below			
3 months	$878.18	$87.82	$966.00
each additional child	$122.45	$12.25	$134.70
6 months	$1,334.09	$133.41	$1,467.50
each additional child	$187.18	$18.72	$205.90
12 months	$2,303.45	$230.35	$2,533.80
each additional child	$321.64	$32.16	$353.80
Direct Debit payment option – 12 months minimum commitment *	$88.09	$8.81	$96.90
each additional child	$12.36	$1.24	$13.60
Flexible Direct Debit payment option – no fixed term, minimum 2 months membership. The fortnightly direct debit payment may be terminated with 30 days notice.*	$103.27	$10.33	$113.60
each additional child	$14.09	$1.41	$15.50
*Direct debit transaction fees will apply - see below			

Other Membership Fees

Note this fee does not apply to existing Gold members, nor does it apply to existing Gym Only, Dry Programs Only, Aqua Only or Swim Only members transferring to a Gold membership. It also does not apply to any person eligible for a concessional membership (criteria set out below).

Joining Fee

Joining fee for paid upfront 12 month or DD Gold Memberships. This includes an initial fitness assessment and exercise program. This fee may be waived for set periods for promotional purposes, at the discretion of the centre management.	$102.73	$10.27	$113.00
Note this fee does not apply to existing Gold members, nor does it apply to existing Gym Only, Dry Programs Only, Aqua Only or Swim Only members transferring to a Gold membership. It also does not apply to any person eligible for a concessional membership (criteria set out below)			
Joining fee for paid upfront 6 month or DD Gold Memberships. This includes an initial fitness assessment and exercise program. This fee may be waived for set periods for promotional purposes, at the discretion of the centre management.	$51.36	$5.14	$56.50

Direct Debit Transaction Fees

Membership time credits: Members may place their memberships on hold in accordance with the following conditions:

Membership time credits are available without any requirement to provide a reason, at the member's request, on the following basis:

Time credits must be taken in periods of a minimum 7 consecutive days, with notice provided in advance of relevant period.

3 month membership = 2 weeks of time credit

continued on next page ...

Name	Year 19/20 Fee (excl. GST)	GST	Fee (incl. GST)

Direct Debit Transaction Fees [continued]

6 month membership = 4 weeks of time credit
12 month membership = 8 weeks of time credit

Flexible Direct Debit memberships = 8 weeks of time credit accrued within any 12 month period

Time credits may accrue provided that the member remains in constant membership of the LPAC. Renewal of membership must be within 6 weeks of expiry to retain time credits.

Cancellation of membership with cause: due to serious illness, permanent injury, medical disablement or permanent relocation to a domestic dwelling more than 10km away from the LPAC (as measured by the shortest route), or upon demonstration of hardship (at the Centre Manager's discretion).

Cancellation of membership without cause:

A cancellation fee equivalent to 2 months membership fees will apply.

Cooling off period:
All memberships have a 7 day cooling off period. To be eligible for a refund, a written cancellation request must be received within 7 days of the date of application being lodged and any days used will be charged at the casual gym entry rate per day used

Direct debit transaction fee – fortnightly billing (note direct debit available for bank debit accounts and Visa and MasterCard credit cards only)	$1.91	$0.19	$2.10
Direct Debit failed payment fee	$15.82	$1.58	$17.40

Learn to swim (10 week terms)

All the above charges are based on a 10 week term and pro-rata rates will exist where the length of term varies. Centre Manager to have discretion for families with demonstrated hardship to give a discount off normal rate. The total fee payable is to be up front at the time of booking. A 50% reduction for the children of Leichhardt Council staff and Councillors in the LTS program. Squad participants receive 10% swim wear and accessories.

1st participant	$207.00	$0.00	$207.00
2nd participant sibling	$196.40	$0.00	$196.40
3rd participant sibling	$185.90	$0.00	$185.90
4th participant sibling	$177.40	$0.00	$177.40
All Other siblings	$169.00	$0.00	$169.00

Learn to swim per lesson (paid via direct debit)

1st Child	$21.30	$0.00	$21.30
2nd Child	$20.20	$0.00	$20.20
3rd Child	$19.20	$0.00	$19.20
4th and subsequent Child	$18.20	$0.00	$18.20

Name	Year 19/20 Fee (excl. GST)	GST	Fee (incl. GST)
Private Lessons			
1 child			
1 lesson	$60.30	$0.00	$60.30
5 lessons	$282.00	$0.00	$282.00
10 lessons	$533.20	$0.00	$533.20
2 children			
1 lesson	$90.90	$0.00	$90.90
5 lessons	$421.30	$0.00	$421.30
10 lessons	$800.30	$0.00	$800.30
Learn to high dive/ water polo (10 week term)			
1st participant	$192.00	$19.20	$211.20
2nd participant	$184.36	$18.44	$202.80
3rd participant	$179.55	$17.95	$197.50
4th participant	$172.82	$17.28	$190.10
All Others	$166.09	$16.61	$182.70
School Programs			
School Teacher instructing class and lane space given	$7.73	$0.77	$8.50
LPAC instructor teaching LTS, stroke correction, bronze medallion and others	$11.55	$1.15	$12.70
Squad & Stroke Correction			
All booking can be paid by term or half term for in excess of 3 visits per week			
Centre Manager to have discretion for families with demonstrated hardship to give a discount off normal rate			
10% discount on all squad classes during school terms 2 and 3			
All the above charges are based on a 10 week term and pro-rata rates will exist where the length of term varies			
LTS and Squad participants receive 10% of swimwear and accessories			
Councillors and council staff Qualify for 50% off Learn to swim lessons			
Fee to refund after term has started (outside of illness, compassionate grounds or other injuries within LPAC Policy)	$77.73	$7.77	$85.50
1 visit per week			
1st child	$180.45	$18.05	$198.50
2nd child	$172.82	$17.28	$190.10
3rd and subsequent	$161.27	$16.13	$177.40

Name	Year 19/20 Fee (excl. GST)	GST	Fee (incl. GST)
2 visit per week			
1st child	$258.27	$25.83	$284.10
2nd child	$243.82	$24.38	$268.20
3rd and subsequent	$232.27	$23.23	$255.50
3 visit per week			
1st child	$380.09	$38.01	$418.10
2nd child	$359.00	$35.90	$394.90
3rd and subsequent	$342.73	$34.27	$377.00
4 visit per week			
1st child	$479.00	$47.90	$526.90
2nd child	$453.09	$45.31	$498.40
3rd and subsequent	$430.00	$43.00	$473.00
5 visit per week			
1st child	$527.91	$52.79	$580.70
2nd child	$503.91	$50.39	$554.30
3rd and subsequent	$475.18	$47.52	$522.70
More than 5 visits/week – per additional class	$7.73	$0.77	$8.50
Refund Policy			
Fee to refund after term has started (outside of illness, compassionate grounds or other injuries within LPAC Policy)	$77.09	$7.71	$84.80

Facility Bookings

School Carnivals

Olympic/Diving Pool (schools within Leichhardt municipality) *			No Charge
Olympic/Diving Pool (schools outside Leichhardt municipality) *	$39.36	$3.94	$43.30
One off Booking Fee	$39.36	$3.94	$43.30

Sporting Clubs/schools swimming

* Relevant entry fees must also be paid

Olympic/Diving Pool (schools within Leichhardt municipality) *	$39.36	$3.94	$43.30
Olympic/Diving Pool (schools outside Leichhardt municipality) *	$39.36	$3.94	$43.30
Olympic Pool *	$110.45	$11.05	$121.50
Diving Pool *	$110.45	$11.05	$121.50

continued on next page ...

Name	Year 19/20 Fee (excl. GST)	GST	Fee (incl. GST)

Sporting Clubs/schools swimming [continued]

One off Booking Fee *	$39.36	$3.94	$43.30
* Relevant entry fees must also be paid			

General Activity

Reduced fees and fee waivers can be applied to the fees outlined above in accordance with the Reduced Fees and Fee Waiver Guidelines which determine eligibility and selection criteria for reduced fees:

- Community Rate - 50% of applicable fee
- Support Group Rate - 20% of applicable fee
- Fee Waiver - no charge

* Relevant entry fees must also be paid

Olympic/Diving Pool *	$120.00	$12.00	$132.00
Olympic Pool *	$120.00	$12.00	$132.00
Diving Pool *	$120.00	$12.00	$132.00
One off Booking Fee *	$120.00	$12.00	$132.00
* Relevant entry fees must also be paid			

Commercial Activity

All participants to pay normal attendance charge on entry with the exception of commercial activities (e.g.. filming)

All bookings at Centre Manager's discretion

Olympic Pool (part or full day)	$867.64	$86.76	$954.40
Diving Pool (full pool – part or full day)	$620.09	$62.01	$682.10
Hire of indoor pool lane for programs with private clients e.g. hydrotherapy	$37.45	$3.75	$41.20
All participants to pay normal attendance charge on entry with the exception of commercial activities (e.g. filming) All bookings at Centre Manager's discretion			

Child Supervision

Child Supervision (maximum 2 hours)

1st child	$5.45	$0.55	$6.00
2nd and each subsequent child	$4.00	$0.40	$4.40

Ten visit childcare card

1st Child	$54.45	$5.45	$59.90
Second Child	$39.55	$3.95	$43.50

Name	Year 19/20 Fee (excl. GST)	GST	Fee (incl. GST)

Concessions and Discounts

A Seniors Concession for pool entry as shown above is available to holders of Seniors Cards issued by the NSW Government and Commonwealth Seniors Health Cards.

The General Concession for pool entry is available to Leichhardt residents who are holders of Pensioner Concession Cards and Health Care Cards and to the children of holders of Pensioner Concession Cards and Health Care Cards.

Persons eligible for either Seniors Concession or General Concession will receive:

- 15% off nominated programs and memberships (except squad/stroke correction), and

- 20% off Gold memberships.

Full time students: On presentation of F/T student pass - discounted pool entry as shown above or 15% off nominated programs and memberships (except squad/stroke correction)

Gold memberships are discounted 20%

Group Manager or delegated officers have discretion to give discounts off normal rates for families/persons with demonstrated hardship

Squad Participants receive 10% off swimwear and accessories

LEICHHARDT COUNCIL EMPLOYEES AND COUNCILLORS

As part of the Council's Corporate Health Program, Council employees and Councillors are entitled to a free swim at lunchtime (Employees on non-regular hours at Group Manager or delegated officers discretion)

Councillors, Employees and their partners or one nominated immediate family member (as defined in the Local Government (State) Award) qualify for 50 % discount off memberships. Temporary and Casual staff must be employed for longer than 12 months to qualify for the partners or nominated immediate family member benefit

Councillors and Council staff qualify for 20% off retail purchases, and 50% off Learn to Swim classes

Permanent Employees may pay on a weekly basis membership fees as a payroll deduction

CORPORATE RATE/GROUP RATE

Gold Memberships for more than 20 people receive a 20% discount, 10 to 20 people receive a 15% discount

PROMOTIONAL ACTIVITIES

The Group Manager or delegated officers has the discretion to add or vary prices for Promotional Activities

Discounts to Gold memberships (minimum 12 months) based on the number of members joining as a group at the same time. No time credits or other discounts to apply to this group			P.O.A. Min. Fee: $0.10

DAWN FRASER BATHS

Admission

Adults	$5.18	$0.52	$5.70

continued on next page ...

Name	Year 19/20 Fee (excl. GST)	GST	Fee (incl. GST)
Admission [continued]			
Children 5 – 16 years	$3.64	$0.36	$4.00
Full-time Student (ID required)	$3.64	$0.36	$4.00
Children under 5 years			No Charge
Seniors Concession	$2.64	$0.26	$2.90
General Concession	$1.64	$0.16	$1.80
School fitness program	$11.09	$1.11	$12.20
Teachers with School Children			No Charge
Family A – 1 Adult with up to 3 children 5-16 yrs	$11.00	$1.10	$12.10
Family B – 2 Adults with up to 2 children 5-16yrs	$15.09	$1.51	$16.60
Each additional child	$1.91	$0.19	$2.10
Each additional adult	$2.55	$0.25	$2.80
Monthly Tickets			
Adults	$41.09	$4.11	$45.20
Children under 16	$22.82	$2.28	$25.10
Seniors or General Concession	$22.82	$2.28	$25.10
Season Tickets			
Adults	$180.00	$18.00	$198.00
Children under 16	$74.18	$7.42	$81.60
Seniors or General Concession	$52.45	$5.25	$57.70
Cost of Key (for out of season access and is conditional on purchase of season tickets or membership at LPAC)			
Adult Residents	$53.45	$5.35	$58.80
Seniors or General Concession	$20.82	$2.08	$22.90
Replacement Access Card	$37.45	$3.75	$41.20
Squad & Stroke Correction			
1 hour class adults/children	$10.64	$1.06	$11.70
1 hour class adults/children (season ticket holders)	$10.64	$1.06	$11.70
Yoga			
Yoga class 1 hour – Members	$10.64	$1.06	$11.70
Yoga class 1 hour – Non-members	$15.45	$1.55	$17.00

Attachment 2

Name	Year 19/20 Fee (excl. GST)	GST	Fee (incl. GST)

Facility Bookings

All hire of Baths to be at Centre Manager's discretion

Reduced fees and fee waivers can be applied to the fees outlined above in accordance with the Reduced Fees and Fee Waiver Guidelines which determine eligibility and selection criteria for reduced fees:

- Community Rate - 50% of applicable fee
- Support Group Rate - 20% of applicable fee
- Fee Waiver - no charge

Concessions are available on the same terms as defined in the fees schedule for LPAC.

Full time students will qualify for Children's concessions at Dawn Fraser Baths on presentation of their student card.

Councillors and Council staff qualify for 20% off retail purchases, and 50% off Learn to Swim classes

Sibling discount applies across LTS and Squad program

Filming Fee (commercial purposes) - assumes Baths remain open. If Baths are required to be closed then function prices will apply

Function Hire (for functions held outside normal pool hours and includes the labour cost for provision of a supervisor)

PROMOTIONAL ACTIVITIES

The Group Manager or delegated officers has the discretion to add or vary prices for Promotional Activities

Sporting Clubs/schools swimming – DFB	$110.45	$11.05	$121.50
Sporting Clubs/school swimming – one off Booking Fee DFB*	$39.36	$3.94	$43.30

Filming Fees (commercial purposes) – assumes baths remains open. If baths are required to be closed then function prices will apply.

Filming fee – 5 hours or less	$1,365.20	$0.00	$1,365.20
Filming fee – excess hours	$273.50	$0.00	$273.50
Wedding Photography Fee	$65.27	$6.53	$71.80

Function hire (for functions held outside normal pool hours and includes the labour cost for provision of a supervisor)

Function hire – 5 hours or less	$1,548.09	$154.81	$1,702.90
Function hire – excess hours	$310.09	$31.01	$341.10
Function hire – during normal opening hours resulting in closure of Baths (minimum 5 hours)	$620.09	$62.01	$682.10

SWIMMING POOLS

Annette Kellerman Aquatic Centre – Open all year

Adults	$7.73	$0.77	$8.50
Children under 4 years (with full paying adult)			Free

continued on next page ...

Name	Year 19/20 Fee (excl. GST)	GST	Fee (incl. GST)

Annette Kellerman Aquatic Centre – Open all year [continued]

Up to 2 x carers for people with disabilities			Free
Children/ School Students	$4.91	$0.49	$5.40
Children/Students with concession card adult	$4.09	$0.41	$4.50
Additional children	$3.55	$0.35	$3.90
Tertiary students	$5.82	$0.58	$6.40
Concession – Pensioner and Health Card Holder	$4.09	$0.41	$4.50
Seniors Card Holder	$5.82	$0.58	$6.40
Family Pass – 2 adults and 2 children	$19.27	$1.93	$21.20
Council Staff Health and Fitness initiative – Casual Swim 11.30am – 2.00pm	$4.09	$0.41	$4.50
Spectator Fee	$3.73	$0.37	$4.10
Champions Program – 10 weeks	$134.45	$13.45	$147.90
Champions Program – 5 weeks	$66.73	$6.67	$73.40
Little Champions Program – 10 weeks	$55.73	$5.57	$61.30
Little Champions Program – 5 weeks	$27.82	$2.78	$30.60
Private Swim for People with a Disability – 1 x 30 minutes	$15.36	$1.54	$16.90

Multi Ticket Passes Aquatic Centre (Multi ticket pass includes access to all pools, free locker hire)

10 Ticket Swim Pass – Adult	$62.55	$6.25	$68.80
10 Ticket Swim Pass – Child/School Student and Concession Card Holder	$34.09	$3.41	$37.50
10 Ticket Swim Pass – Seniors Card Holder / Tertiary Student	$50.91	$5.09	$56.00
10 Ticket Pass – Spectator	$29.27	$2.93	$32.20
20 Ticket Swim Pass – Adult	$124.82	$12.48	$137.30
20 Ticket Swim Pass – Child/School Student and Concession Card Holder	$67.64	$6.76	$74.40
20 Ticket Swim Pass – Seniors Card Holder / Tertiary Student	$100.82	$10.08	$110.90
20 Ticket Swim Pass – Council Staff Health and Fitness initiative (Outdoor and Child Care Staff only)	$67.18	$6.72	$73.90
20 Ticket Pass – Spectator	$57.64	$5.76	$63.40

Upfront Payment Options – Pool Membership Only (All categories of Pool membership include access to all pools, free locker hire)

Adult – per 4 weeks	$80.64	$8.06	$88.70
Adult – 6 months (26 weeks)	$458.36	$45.84	$504.20
Adult – 12 months	$890.27	$89.03	$979.30
Adult – Direct Debit Per Week (including time stop)	$20.64	$2.06	$22.70
Child / School Student / Pensioner Concession or Health Card Holder – Per week	$40.27	$4.03	$44.30
Child / School Student / Pensioner Concession or Health Card Holder – Direct Debit Per Week	$10.64	$1.06	$11.70
Child / School Student / Pensioner Concession or Health Card Holder – Direct Debit Per 4 Weeks	$40.73	$4.07	$44.80
Seniors Card Holder/Tertiary Student Membership – Per Week	$60.45	$6.05	$66.50
Seniors Card Holder/Tertiary Student – Direct Debit Per Week	$15.36	$1.54	$16.90
Seniors Card Holder/Tertiary Student – Direct Debit Per 4 Weeks	$61.00	$6.10	$67.10

continued on next page ...

Name	Year 19/20 Fee (excl. GST)	GST	Fee (incl. GST)
Upfront Payment Options – Pool Membership Only (All categories of Pool membership include access to all pools, free locker hire) [continued]			
Direct Debit Administration Fee (one-off, per contract)	$24.09	$2.41	$26.50
Council Staff Health and Fitness initiative – Pool Membership 12 months	$712.64	$71.26	$783.90
Council Staff Health and Fitness initiative – Pool Membership 6 months	$367.18	$36.72	$403.90
Council Staff Health and Fitness initiative – Direct Debit Per Week	$16.91	$1.69	$18.60
Learn to Swim Classes (includes access to LTS swim class & two unpaid parents, free locker hire)			
Adult Learn to Swim – per class	$22.64	$2.26	$24.90
Per Class – 1st child, Direct Debit Per Week (minimum of 16 weeks)	$17.82	$1.78	$19.60
Per Class – 2nd child, Direct Debit Per Week (minimum of 16 weeks)	$15.82	$1.58	$17.40
Per Class – 3rd and subsequent children, Direct Debit Per Week (minimum of 16 weeks)	$14.91	$1.49	$16.40
Seniors Card Holder/Tertiary Student – 1st child	$13.45	$1.35	$14.80
Seniors Card Holder/Tertiary Student – 2nd child and subsequent child	$12.00	$1.20	$13.20
Pensioner/Health Care Card Holder – 1st child	$8.64	$0.86	$9.50
Pensioner/Health Care Card Holder – 2nd child and subsequent child	$8.09	$0.81	$8.90
Private Learn to Swim (one on one) – per half hour class	$43.18	$4.32	$47.50
Private Learn to Swim (one to one) – Pensioner/Health Care Card Holder	$28.91	$2.89	$31.80
School Learn to Swim –per class/child/week	$8.27	$0.83	$9.10
Applicable Fee Option, A or B determined based on pupil : teacher/ratio	$24.09	$2.41	$26.50
Mini Squad (fee per lesson)			
One lesson per week	$16.36	$1.64	$18.00
Direct Debit Weekly			
10 Visit Pass	$156.00	$15.60	$171.60
20 visit pass	$278.36	$27.84	$306.20
30 visit pass	$393.55	$39.35	$432.90
Seniors Card Holder/Tertiary Student – one lesson per week	$12.45	$1.25	$13.70
Pensioner/Health Care Card Holder – one lesson per week	$8.27	$0.83	$9.10
Two lessons per week	$14.91	$1.49	$16.40
Seniors Card Holder/Tertiary Student – two lessons per week	$11.09	$1.11	$12.20
Pensioner/Health Care Card Holder – two lessons per week	$7.55	$0.75	$8.30
Three lessons per week	$14.00	$1.40	$15.40
Seniors Card Holder/Tertiary Student – three lessons per week	$10.64	$1.06	$11.70
Pensioner/Health Care Card Holder – three lessons per week	$7.27	$0.73	$8.00
Monthly Squad – unlimited visits per 4 weeks	$132.00	$13.20	$145.20
Seniors Card Holder/Tertiary Student – unlimited visits per 4 weeks	$98.45	$9.85	$108.30
Pensioner/Health Care Card Holder – unlimited visits per 4 weeks	$65.73	$6.57	$72.30

Name	Year 19/20 Fee (excl. GST)	GST	Fee (incl. GST)
Bronze, Junior and Mini Squads (Unlimited access to Squads Sessions and Acquatics areas)			
Bronze, Junior and Mini Squads – Direct Debit Per Week (minimum of 10 weeks)	$23.73	$2.37	$26.10
Bronze, Junior and Mini Squads – Direct Debit Per Week (minimum of 10 weeks)	$23.73	$2.37	$26.10
Aqua aerobics (includes access to Aqua aerobics class & swimming pool)			
Aquaerobics – per class	$20.18	$2.02	$22.20
Aquaerobics – 10 tickets (Adult)	$175.18	$17.52	$192.70
Aquaerobics – per class, Pensioner/Health Care Card Holder	$10.09	$1.01	$11.10
Aquaerobics – per class, Seniors Card Holder/Tertiary Student	$15.36	$1.54	$16.90
Aquaerobics -10 Ticket Pensioner/Health Care Card Holder	$84.00	$8.40	$92.40
Others			
General pool Hire – Per Lane Per Hour	$43.73	$4.37	$48.10
Hydrotherapy/Physiotherapy – Per Lane Per Hour	$61.91	$6.19	$68.10
Wellness Centre Casual Visit (includes access to Wellness Centre)			
Casual Aerobics / Group Fitness	$20.18	$2.02	$22.20
Casual Aerobics / Group Fitness – Pension or Health Card Holder Concession	$10.09	$1.01	$11.10
Casual Aerobics / Group Fitness – Seniors Card Holder/Tertiary Student Concession	$15.36	$1.54	$16.90
Casual Gym	$20.18	$2.02	$22.20
Casual Gym – Pension or Health Card Holder Concession	$10.09	$1.01	$11.10
Casual Gym – Seniors Card Holder/Tertiary Student Concession	$15.36	$1.54	$16.90
Wellness Centre – per class, Seniors Card Holder/Tertiary Student	$15.36	$1.54	$16.90
Council Staff Health and Fitness initiative – Casual Gym	$16.36	$1.64	$18.00
Wellness Centre – 10 tickets (Adult)	$175.18	$17.52	$192.70
Wellness Centre -10 Ticket Pensioner/Health Care Card Holder	$84.00	$8.40	$92.40
Wellness Centre – 10 Ticket Seniors/Tertiary Student	$86.82	$8.68	$95.50
Upfront Payment Options – Centre Membership (includes access to the Aquatic & Wellness Centre as well as 1 free health assessment & program, all group fitness classes, all Aqua aerobics classes, free locker hire)			
Adult – 6 months (26 weeks)	$535.09	$53.51	$588.60
Adult – 12 months	$1,036.64	$103.66	$1,140.30
Membership Adults – Per 4 Weeks	$92.64	$9.26	$101.90
Adult membership – Direct Debit Per Week (including time stop)	$23.09	$2.31	$25.40
Seniors Card Holder/Tertiary Student – 6 months	$400.73	$40.07	$440.80
Seniors Card Holder/Tertiary Student – 12 months	$667.09	$66.71	$733.80
Membership Seniors Card Holder – Per 4 Weeks	$69.64	$6.96	$76.60
Seniors Card Holder/Tertiary Student Membership – Direct Debit Per Week (including time stop)	$17.36	$1.74	$19.10

continued on next page ...

Attachment 2

Name	Year 19/20 Fee (excl. GST)	GST	Fee (incl. GST)
Upfront Payment Options – Centre Membership (includes access to the Aquatic & Wellness Centre as well as 1 free health assessment & program, all group fitness classes, all Aqua aerobics classes, free locker hire) [continued]			
Pensioner and Health Card Holder Concession – 6 months	$268.82	$26.88	$295.70
Pensioner and Health Card Holder Concession – 12 months	$520.73	$52.07	$572.80
Membership Pensioner/Health Care Card Holder – Per 4 Weeks	$46.55	$4.65	$51.20
Pensioner and Health Card Holder Membership – Direct Debit Per Week (including time stop)	$12.00	$1.20	$13.20
Family Pass – 12 months	$2,226.73	$222.67	$2,449.40
Corporate Membership Per Person (with membership of 10 or more staff) – Direct Debit Per Week (including time stop)	$18.27	$1.83	$20.10
Council Staff Health and Fitness initiative – Centre Membership 12 months	$830.18	$83.02	$913.20
Council Staff Health and Fitness initiative – Centre Membership 6 months	$427.18	$42.72	$469.90
Council Staff Health and Fitness initiative – Direct Debit Per Week	$18.27	$1.83	$20.10
Joining Fee – includes fitness assessment, health screen & personal fitness program	$117.64	$11.76	$129.40
Direct Debit Administration Fee (one-off, per contract)	$24.09	$2.41	$26.50
Personal Trainer Hire – per hour	$83.55	$8.35	$91.90
Personal Trainer Hire – 1 x 1 hour session	$86.36	$8.64	$95.00
Personal Trainer Hire – 3 x 1 hour sessions	$230.36	$23.04	$253.40
Personal Trainer Hire – 5 x 1 hour sessions	$362.36	$36.24	$398.60
Personal Trainer Hire – 10 x 1 hour sessions	$688.73	$68.87	$757.60
Personal Trainer Hire – 1 x 0.5 hour session	$46.09	$4.61	$50.70
Personal Trainer Hire – 3 x 0.5 hour sessions	$139.18	$13.92	$153.10
Personal Trainer Hire – 5 x 0.5 hour sessions	$230.36	$23.04	$253.40
Personal Trainer Hire – 10 x 0.5 hour sessions	$366.64	$36.66	$403.30
Personal Training for People with a Disability – 1 x 30 minute session	$17.36	$1.74	$19.10
Small Group Personal training	$46.82	$4.68	$51.50
Exercise physiologist 1 session – free	$0.00	$0.00	$0.00
Exercise physiologist – 1 x 1 hour session	$110.73	$11.07	$121.80
Exercise Physiologist – 5 x 1 hour sessions	$494.36	$49.44	$543.80
Exercise Physiologist – 10 x 1 hour sessions	$939.45	$93.95	$1,033.40
Exercise Physiologist – 1 x 0.5 hour session	$70.00	$7.00	$77.00
Exercise Physiologist – 5 x 0.5 hour sessions	$329.64	$32.96	$362.60
Exercise Physiologist – 10 x 0.5 hour sessions	$610.00	$61.00	$671.00
Schools Access			
School Child – in School Group	$4.09	$0.41	$4.50
Carnivals Per Hour	$369.55	$36.95	$406.50
Local School (within LGA) Per Hour	$237.64	$23.76	$261.40
School Aerobics – Per Child	$11.09	$1.11	$12.20
Carers for people with disabilities			Free
Children under 4 years			Free
Membership Card Replacement	$6.09	$0.61	$6.70

Name	Year 19/20 Fee (excl. GST)	GST	Fee (incl. GST)
Hire			
Hire of Whole Facility – per day	$6,756.82	$675.68	$7,432.50
Hire of Pool for Filming – per day	$4,299.82	$429.98	$4,729.80
Multi Purpose Rooms Activities			
Dance	$20.18	$2.02	$22.20
Dance – Pensioner / Health Card Holder / Child /School Student	$10.09	$1.01	$11.10
Dance – Seniors Card Holder / Tertiary Student	$15.36	$1.54	$16.90
Self Defence	$20.18	$2.02	$22.20
Self Defence – Pensioner / Health Card Holder / Child /School Student	$10.09	$1.01	$11.10
Self Defence – Seniors Card Holder / Tertiary Student	$15.36	$1.54	$16.90
Crèche/Child Care – Per Hour	$4.64	$0.46	$5.10
Hire Function – Per Hour	$49.45	$4.95	$54.40
Yoga/Health Related	$20.18	$2.02	$22.20
Yoga Health Related – Pensioner / Health Card Holder / Child /School Student	$10.09	$1.01	$11.10
Yoga Health Related – Seniors Card Holder / Tertiary Student	$15.36	$1.54	$16.90
Hire Function Room (multi purpose) – Per Hour	$48.00	$4.80	$52.80
Other			
Holiday Programs – Per 4 Hours	$37.00	$3.70	$40.70
Events – Per Head	$6.64	$0.66	$7.30
Birthday Parties – Per head – Minimum of 10 children	$18.73	$1.87	$20.60
Birthday Parties (15-20 children)– 1 Additional Instructor Per Hour	$30.27	$3.03	$33.30
Birthday Parties (more than 20 children) – 2 Additional Instructors Required – Per Hour Per Instructor	$30.27	$3.03	$33.30
Birthday Parties - food and drink options to be negotiated with Kellerman's Café			
Locker Hire – Per Visit	$3.36	$0.34	$3.70
Fanny Durack Aquatic Centre			
Adults	$5.18	$0.52	$5.70
20 Ticket Swim Pass – Adult	$93.64	$9.36	$103.00
Children under 4 years			Free
Children/Students – Primary & Secondary	$2.64	$0.26	$2.90
School Child – in School Group	$3.55	$0.35	$3.90
Additional children	$2.55	$0.25	$2.80
20 Ticket Swim Pass – Senior and Concession	$74.27	$7.43	$81.70
Seniors Card Holder/ Tertiary Student Concession	$4.09	$0.41	$4.50
20 Ticket Swim Pass – Students and Concession	$47.09	$4.71	$51.80
Concession – Pensioner and Health Card Holder	$2.64	$0.26	$2.90
Family Pass – 2 adults and 2 children or 1 adult and 3 children	$14.45	$1.45	$15.90
Spectator Fee	$3.55	$0.35	$3.90

Name	Year 19/20 Fee (excl. GST)	GST	Fee (incl. GST)
Season Tickets			
Season Ticket – (6 months) Individual	$304.82	$30.48	$335.30
Season Ticket – (6 months) Additional Child	$67.64	$6.76	$74.40
Season Ticket – (6 months) Family – 2 adults and 2 children or 1 adult and 3 children – members of one family	$434.36	$43.44	$477.80
Season Ticket – (6 months) Senior/concession	$242.09	$24.21	$266.30
Season Ticket – (6 months) Pension/health card	$243.09	$24.31	$267.40
Learn to Swim Classes			
Adult Learn to Swim – per class	$19.27	$1.93	$21.20
Per Class – 1st child	$16.36	$1.64	$18.00
Per Class – 2nd child	$14.91	$1.49	$16.40
Per Class – 3rd and subsequent children	$13.91	$1.39	$15.30
Seniors Card Holder – 1st child	$12.45	$1.25	$13.70
Seniors Card Holder – 2nd child and subsequent child	$11.55	$1.15	$12.70
Pensioner/Health Care Card Holder – 1st child	$8.27	$0.83	$9.10
Pensioner Pensioner/Health Care Card Holder – 2nd child and subsequent child	$7.73	$0.77	$8.50
School Learn to Swim – per class/child/week	$7.55	$0.75	$8.30
Mini Squad (fee per lesson)			
One lesson per week	$13.91	$1.39	$15.30
Direct Debit Weekly			
10 Visit Pass	$129.64	$12.96	$142.60
20 Visit Pass	$230.36	$23.04	$253.40
30 Visit Pass	$328.73	$32.87	$361.60
Seniors Card Holder – one lesson per week	$10.09	$1.01	$11.10
Pensioner/Health Care Card Holder – one lesson per week	$7.00	$0.70	$7.70
Two lessons per week	$12.00	$1.20	$13.20
Seniors Card Holder – two lessons per week	$9.18	$0.92	$10.10
Pensioner/Health Care Card Holder – two lessons per week	$6.09	$0.61	$6.70
Three lessons per week	$12.00	$1.20	$13.20
Seniors Card Holder – three lessons per week	$8.91	$0.89	$9.80
Pensioner/Health Care Card Holder – three lessons per week	$5.91	$0.59	$6.50
Aqua aerobics			
Aquaerobics – per class	$15.36	$1.54	$16.90
Aquaerobics – 10 tickets (Adult)	$134.45	$13.45	$147.90
Aquaerobics – Seniors Card Holder	$12.00	$1.20	$13.20
Aquaerobics – Pensioner/Health Care Card Holder	$7.73	$0.77	$8.50

Name	Year 19/20 Fee (excl. GST)	GST	Fee (incl. GST)
Carnivals (up to maximum of 6 lanes)			
Exclusive Local School / Community Group Hire	$415.09	$41.51	$456.60
Exclusive Local School / Community Group Hire – Not for profit organisations	$208.82	$20.88	$229.70
Exclusive Non-Local School / Community Group Located Outside the Local Government Area Hire	$943.00	$94.30	$1,037.30
Other users			
Exclusive use of lanes by sporting clubs/community groups. Per lane/per session – up to a maximum of 3 lanes. A session is defined as two hours or part thereof.	$151.18	$15.12	$166.30
Hire of Pool Filming – up to 1 week			
Hire of Pool Filming – up to 1 week	$5,182.82	$518.28	$5,701.10

DEBBIE & ABBEY BORGIA COMMUNITY RECREATION CENTRE – STEEL PARK

Annual Membership Adult	$18.73	$1.87	$20.60
Annual Membership fee can be waived at mangers discretion by social disadvantage assessment			
Annual Membership Concessions (Pensioner/Health/Seniors Card Holder)	$13.64	$1.36	$15.00
Annual Membership fee can be waived at managers discretion by social disavantage assessment			
Annual Membership Junior (17 years or under)	$9.36	$0.94	$10.30
Annual Membership fee can be waived at mangers discretion by social disadvantage assessement			

Court Hire – Peak Time (Weekdays from 5.00 pm and all Weekend)

Full court – per hour, commercial	$63.45	$6.35	$69.80
Full court – per hour, Local Not for Profit organisations	$32.73	$3.27	$36.00
Full court – per hour, Non-local Not for Profit organisations	$46.55	$4.65	$51.20
Table Tennis – per hour	$13.91	$1.39	$15.30
Badminton – per hour	$20.64	$2.06	$22.70

Court Hire – Off Peak (Weekdays from 8.30 pm 5.00 pm)

Full court – per hour, commercial	$56.73	$5.67	$62.40
Full court – per hour, Local Not for Profit organisations	$28.82	$2.88	$31.70
Full court – per hour, Non-local Not for Profit organisations	$39.36	$3.94	$43.30

Name	Year 19/20 Fee (excl. GST)	GST	Fee (incl. GST)
Competitions Costs – All Times			
PCYC Competitions			
Soccer			
Adult registration	$79.64	$7.96	$87.60
Basketball			
Adult – Team Fee per game Soccer	$85.91	$8.59	$94.50
Forfeit Fee – Team Soccer	$171.36	$17.14	$188.50
Adult Team Fee per Game – Basketball/Netball	$91.73	$9.17	$100.90
Forfeit Fee – Basketball / Netball	$184.36	$18.44	$202.80
Room Hire			
Meeting room 1 – per hour, Commercial	$27.27	$2.73	$30.00
Meeting room 1 – per hour, Not for Profit organisations	$18.18	$1.82	$20.00
Meeting room 2 – per hour, Commercial	$18.18	$1.82	$20.00
Meeting room 2 – per hour, Not for Profit organisations	$12.73	$1.27	$14.00
Meeting room 4 – per hour, Commercial	$18.18	$1.82	$20.00
Meeting room 4 – per hour, Not for Profit organisations	$12.73	$1.27	$14.00
Meeting room 5 – per hour, Commercial	$27.27	$2.73	$30.00
Meeting room 5 – per hour, Not for Profit organisations	$18.18	$1.82	$20.00
Meeting room 6 – per hour, Commercial	$27.27	$2.73	$30.00
Meeting room 6 – per hour, Not for Profit organisations	$18.18	$1.82	$20.00
Multi-purpose hall 1 – per hour, Commercial	$40.91	$4.09	$45.00
Multi-purpose hall 1 – per hour, Not for Profit organisations	$27.27	$2.73	$30.00
Multi-purpose hall 2 – per hour, Commercial	$31.82	$3.18	$35.00
Multi-purpose hall 2 – per hour, Not for Profit organisations	$20.91	$2.09	$23.00
Multi-purpose hall 3 – per hour, Commercial	$22.73	$2.27	$25.00
Multi-purpose hall 3 – per hour, Not for Profit organisations	$15.45	$1.55	$17.00
Bond			
To	$1,351.40	$0.00	$1,351.40
Programmed Activities – PCYC Run – Member/non member price to be added			
After school programs – child	$9.09	$0.91	$10.00
Mini Movers' (childrens gymnastics)	$10.91	$1.09	$12.00
Casual basketball shooting – Adult	$5.45	$0.55	$6.00
Casual basketball shooting – Child	$3.64	$0.36	$4.00
Social Table Tennis	$4.55	$0.45	$5.00

continued on next page ...

Name	Year 19/20 Fee (excl. GST)	GST	Fee (incl. GST)

Programmed Activities – PCYC Run – Member/non member price to be added
[continued]

Social Badminton	$4.55	$0.45	$5.00
School Holiday Program – Child	$54.55	$5.45	$60.00
Homework Club – Child	$0.00	$0.00	$0.00
Boxing/Breakfast program – child	$0.00	$0.00	$0.00

Tai Chi

Pensioner Card/Health Care Card Holder	$7.36	$0.74	$8.10
Adult	$11.55	$1.15	$12.70

Boxercise

Pensioner Card/Health Care Card Holder	$8.45	$0.85	$9.30
Adult	$13.91	$1.39	$15.30
10 Pass Card	$122.45	$12.25	$134.70

Gentle Exercise

Pensioner Card/Health Care Card Holder	$7.36	$0.74	$8.10
Adult	$7.36	$0.74	$8.10
10 Pass Card	$61.45	$6.15	$67.60

BASTABLE STREET HALL

Bastable Street, Croydon – Community Hall – per hour	$60.45	$6.05	$66.50
Bastable Street – Damage Security Deposit	$467.80	$0.00	$467.80
Cancellation fee			50% of Hiring fee refunded
Bookings cancelled less than 1 week prior to the function			
Bookings cancelled less than 1 week prior to the function			50% of Hiring fee refunded
Bookings for above halls – If booking is 6hrs or more on any single day then a discount applies for that day			15% Discount on above fees
Block booking discount not applicable to additional cleaning fees or damage charges if applied			

Name	Year 19/20 Fee (excl. GST)	GST	Fee (incl. GST)

STRATEGIC PLANNING

DEVELOPMENT CONTROL PLAN & POLICIES

LEP, Development Control Plans & Policies			by quotation

PLAN PRINTING – DEVELOPMENT

Administration fee for copying	$55.50	$0.00	$55.50
plus Per sheet A1 paper	$12.20	$0.00	$12.20
plus Per sheet A0 paper	$20.10	$0.00	$20.10

PLANNING CERTIFICATE UNDER ENVIRONMENTAL PLANNING & ASSESSMENT ACT 1979

Section 10.7 (2) Planning Certificate	$53.00	$0.00	$53.00
Section 10.7 (2) an 10.7 (5) Certificate	$133.00	$0.00	$133.00
Section 10.8 (Certified zoning plan)	$53.00	$0.00	$53.00
Section 10.7/10.8 Certificate required within 24 hours – additional	$203.30	$0.00	$203.30
Fee for Copy of Planning Certificate	$31.20	$0.00	$31.20
Refund Processing Fee	$31.20	$0.00	$31.20

SECTION 7.11/7.12 CONTRIBUTIONS

Section 7.11/7.12 fees are charged in accordance with the relevant instrument under the Environmental Planning & Assessment Act			.

DEVELOPER CONTRIBUTION PLANS

Copies of Section 7.11/7.12 contributions plans			by quotation

REPORTS, STUDIES, STRATEGIES & REVIEWS

Copies of reports, studies, strategies & reviews			by quotation

PREPARATION OF AMENDMENT TO LOCAL ENVIRONMENTAL PLAN

Pre Planning Proposal Consultation (mandatory for all applications)

Minor LEP Amendment e.g. Adding or removing a heritage item, adding or removing a use that does not require complex assessment	$2,500.00	$0.00	$2,500.00
Major LEP Amendment e.g. FSR and height amendments	$5,000.00	$0.00	$5,000.00
Complex LEP amendment e.g. Change of zoning or matters that involve significant consideration of economic, environmental and transport issues	$7,000.00	$0.00	$7,000.00
Precinct LEP Amendment e.g. Similar to a complex LEP amendment but where the proposal relates to multiple lots	$12,000.00	$0.00	$12,000.00
Additional meetings			25% of original fee

continued on next page ...

Name	Year 19/20 Fee (excl. GST)	GST	Fee (incl. GST)

Pre Planning Proposal Consultation (mandatory for all applications) [continued]

***If the Pre Planning Proposal is located within an existing or proposed Heritage Item or Heritage Conservation Area (HCA) and/or in the opinion of Council a heritage referral is required an additional fee payable (in addition to the above fees)	25% of Pre Planning Proposal Fee

Planning Proposals

Minor LEP Amendment e.g. Adding or removing a heritage item, adding or removing a use that does not require complex assessment	$18,000.00	$0.00	$18,000.00
Major LEP Amendment e.g. FSR and height amendments	$60,000.00	$0.00	$60,000.00
Complex LEP Amendment e.g. Change of zoning or matters that involve significant consideration of economic, environmental and transport issues	$100,000.00	$0.00	$100,000.00
Precinct LEP Amendment e.g. Similar to a complex LEP amendment but where the proposal relates to multiple lots	$150,000.00	$0.00	$150,000.00
Amended Planning Proposal i.e. The applicable amendment fee will apply if an amendment to a planning proposal already being assessed by Council is submitted to Council before the initial planning proposal is reported to the Inner West Local Planning Panel (IWLPP) meeting. Any such proposed amendment must be submitted at least 1 month prior to the planning proposal already under consideration being placed on the agenda for the IWLPP. If a proposed amendment is significantly different to that planning proposal it will be designated a new planning proposal and not an amendment and will require payment of the appropriate full planning proposal fee. Designation of the status of a proposed amendment will be at the discretion of Council officers. Additional information submitted in response to a request from Council during the assessment of an initial planning proposal does not constitute an amended proposal.	25% of fee for Minor Planning Proposals 50% of fee for Major, Complex and Precinct Planning Proposals		
Refund where withdrawn prior to the Planning Proposal being reported to Council	Maximum 50% of Planning Proposal fee. At discretion of Council officers.		
***If the Planning Proposal is located within an existing or proposed Heritage Item or Heritage Conservation Area (HCA) and/or in the opinion of Council a heritage referral is required an additional fee payable (in addition to the above fees)	20% of original Planning Proposal fee		

Amendments to Development Control Plan (lodged in conjunction with a Planning Proposal or in isolation)

Minor DCP Amendment e.g. Adding or removing any site specific controls	$7,000.00	$0.00	$7,000.00
Major DCP Amendment e.g. Major changes to controls such as car parking or built form	$20,000.00	$0.00	$20,000.00
Complex DCP Amendment e.g. Significant change to controls that involve significant consideration of economic social environmental or transport issues	$35,000.00	$0.00	$35,000.00
Precinct DCP Amendment e.g. Similar to a complex DCP amendment but where the proposal relates to multiple lots	$55,000.00	$0.00	$55,000.00
DCP Amendment Changes i.e. The applicable amendment fee will apply if changes to a development control plan amendment already being assessed by Council are requested by the proponent before the initial development control plan amendment is reported to either 1 month prior to a Council meeting if the development control plan amendment is not associated with a planning proposal or 1 month prior to an Inner West Local Planning Panel (IWLPP) meeting for a development control plan amendment associated with a specific planning proposal. If a proposed change is significantly different to the original development control amendment it will be designated a new development control plan amendment and will require payment of the appropriate full development control amendment fee. Designation of the status of a proposed amendment will be at the discretion of Council officers. Additional information submitted in response to a request from Council during the assessment of an initial development control amendment does not constitute a change to that development control amendment.	25% of fee for Minor DCP Amendment 50% of fee for Major, Complex and Precinct DCP Amendment		

continued on next page ...

Name	Year 19/20 Fee (excl. GST)	GST	Fee (incl. GST)

Amendments to Development Control Plan (lodged in conjunction with a Planning Proposal or in isolation) [continued]

Refund where withdrawn prior to being reported to Council	Maximum 50% of DCP amendment fee. At discretion of Council officers.		
***If the DCP Amendment is located within an existing or proposed Heritage Item or Heritage Conservation Area (HCA) and/or in the opinion of Council a heritage referral is required an additional fee payable (in addition to the above fees)	20% of original DCP Amendment		

Hourly Consultancy Fee

Hourly Consultancy Fee that is outside the scope of council's usual strategic planning service (At discretion of Council Officer).

Discussions regarding Minor/ Major applications – meeting only no written advice (Per hour or part thereof)	$681.82	$68.18	$750.00
Discussions regarding Complex/ Precinct – meeting only no written advice (Per hour or part thereof)	$1,363.64	$136.36	$1,500.00

Advertisement and Notification of LEP and DCP amendments

Advertising	$3,090.00	$0.00	$3,090.00
Notification			$2.00 per property notified

Public Hearing

Public Hearing if required. Cost recovery to Council	At cost

Additional costs and expenses

For all LEP and DCP amendments any additional costs and expenses incurred by Council in undertaking studies, peer reviews, referral to panels (Inner West Planning Panel and Architectural Excellence Panel) and other matters are to be paid at cost	At cost

PRINTING

Maps – Large – Black/White – Each	$63.40	$0.00	$63.40
Small – Each	$42.30	$0.00	$42.30
A4 Colour Prints	$29.10	$0.00	$29.10
A3 Colour Prints	$38.60	$0.00	$38.60
A2 Colour Prints	$48.10	$0.00	$48.10
A1 Colour Prints	$57.60	$0.00	$57.60
A0 Colour Prints	$95.10	$0.00	$95.10
Set of 4 A0 Colour Prints	$285.10	$0.00	$285.10
A4 Black/White Prints	$10.20	$0.00	$10.20
A3 Black/White Prints	$19.60	$0.00	$19.60
A2 Black/White Prints	$29.10	$0.00	$29.10
A1 Black/White Prints	$38.60	$0.00	$38.60

continued on next page ...

Name	Year 19/20 Fee (excl. GST)	GST	Fee (incl. GST)
PRINTING [continued]			
A0 Black/White Prints	$57.60	$0.00	$57.60
Per Page of Copy – Each	$4.30	$0.00	$4.30

Name	Year 19/20 Fee (excl. GST)	GST	Fee (incl. GST)
COMMUNICATIONS, ENGAGEMENT & EVENTS			
BANNERS – HANGING OF BANNERS ON TOWN HALLS			
Newtown			
Banner Up and Down			At Cost
Petersham & St Peters Town Hall			
Banner Up and Down			At Cost
Marrickville			
Banner Up and Down			At Cost
Marrickville Road			
Banner Up and Down			At Cost
BANNER BOOKINGS			
Norton Plaza, Norton St, Leichhardt	$667.80	$0.00	$667.80
Sackville Hotel, Darling St, Rozelle	$667.80	$0.00	$667.80
Victoria Rd, Rozelle (Amenities Block)	$345.80	$0.00	$345.80
FESTIVALS & EVENTS			
Flagship Festivals & Events – Marrickville Festival, Bairro Portugues Food & Wine Fair, Australia Day.			
Stalls			
Food Local 2.4m x 2.4m	$418.60	$0.00	$418.60
Food Local 3m x 3m	$461.10	$0.00	$461.10
Food Local 6m x 3m	$922.40	$0.00	$922.40
Food Non-local 2.4m x 2.4m	$434.60	$0.00	$434.60
Food Van Local	$517.40	$0.00	$517.40
Food Van Local	$517.40	$0.00	$517.40
Food Van Non-Local	$549.30	$0.00	$549.30
Alcohol Local	$658.50	$0.00	$658.50
Alcohol Non-Local	$690.50	$0.00	$690.50
Commercial businesses Local	$370.60	$0.00	$370.60
Commercial businesses Non-local	$386.60	$0.00	$386.60
Local Not for profit/community organisations	$186.60	$0.00	$186.60

continued on next page ...

Name	Year 19/20 Fee (excl. GST)	GST	Fee (incl. GST)
Stalls [continued]			
Non-Local Not for profit/community organisations	$258.60	$0.00	$258.60
Power – food, alcohol and commercial stalls	$88.00	$0.00	$88.00
Power – local not for profit/community organisations	$38.90	$0.00	$38.90
Power – Non-local not for profit/community organisations	$54.40	$0.00	$54.40
Compulsory weights x2 per stall	$23.00	$0.00	$23.00
Compulsory Compliance Deposit – Refundable upon compliance (All food stalls)	$218.60	$0.00	$218.60
Stands			
Food Stand Local	$108.20	$0.00	$108.20
Food Stand – Compulsory Food Stall Local (Precinct only)	$163.70	$0.00	$163.70
Non Food Stand Local	$90.30	$0.00	$90.30
Site only			
Food Local	$256.10	$0.00	$256.10
Food Non-local	$271.90	$0.00	$271.90
Alcohol Local	$493.60	$0.00	$493.60
Alcohol Non-local	$525.30	$0.00	$525.30
Commercial businesses Local	$208.60	$0.00	$208.60
Commercial businesses Non-local	$224.40	$0.00	$224.40
Local Not for profit/community organisations	$113.60	$0.00	$113.60
Non-Local Not for profit/community organisations	$158.40	$0.00	$158.40
Power – food, alcohol and commercial stalls	$87.10	$0.00	$87.10
Power – local not for profit/community organisations	$38.60	$0.00	$38.60
Power – Non-local not for profit/community organisations	$53.90	$0.00	$53.90
Compulsory Compliance Deposit – Refundable upon compliance (All food stalls)	$216.40	$0.00	$216.40
Small – Scale Festivals & Events			
Stalls			
Food Local 2.4m x 2.4m	$205.30	$0.00	$205.30
Food Local 3m x 3m	$293.30	$0.00	$293.30
Food Local 6m x 3m	$586.60	$0.00	$586.60
Food Non-local 2.4m x 2.4m	$247.90	$0.00	$247.90
Food van Local	$224.00	$0.00	$224.00
Food Van Non-Local	$309.50	$0.00	$309.50
Alcohol Local	$255.90	$0.00	$255.90
Alcohol Non-local	$298.60	$0.00	$298.60
Commercial businesses Local	$157.30	$0.00	$157.30
Commercial businesses Non-local	$199.90	$0.00	$199.90
Non-profit/community organisations	$102.90	$0.00	$102.90

continued on next page ...

Name	Year 19/20 Fee (excl. GST)	GST	Fee (incl. GST)
Stalls [continued]			
Non-Local Not for profit/community organisations	$144.00	$0.00	$144.00
Power – food, alcohol and commercial stalls	$77.90	$0.00	$77.90
Power – local not for profit/community organisations	$38.90	$0.00	$38.90
Power – Non-local not for profit/community organisations	$54.40	$0.00	$54.40
Compulsory weights x2 per stall	$23.00	$0.00	$23.00
Compulsory Compliance Deposit – Refundable upon compliance (All food stalls)	$218.60	$0.00	$218.60
Stands			
Food Stand Local	$89.20	$0.00	$89.20
Non Food Stand Local	$72.90	$0.00	$72.90
Site only			
Food Local	$110.90	$0.00	$110.90
Food Non-local	$153.20	$0.00	$153.20
Alcohol Local	$219.10	$0.00	$219.10
Alcohol Non-local	$232.30	$0.00	$232.30
Commercial businesses Local	$65.50	$0.00	$65.50
Commercial businesses Non-local	$110.90	$0.00	$110.90
Non-profit/community organisations	$54.90	$0.00	$54.90
Non-Local Not for profit/community organisations	$76.60	$0.00	$76.60
Power – food, alcohol and commercial stalls	$79.80	$0.00	$79.80
Power – local not for profit/community organisations	$40.20	$0.00	$40.20
Power – Non-local not for profit/community organisations	$56.00	$0.00	$56.00
Compulsory Compliance Deposit – Refundable upon compliance (All food stalls)	$216.40	$0.00	$216.40

Name	Year 19/20 Fee (excl. GST)	GST	Fee (incl. GST)

DEPUTY GENERAL MANAGER – Chief Financial and Administration Officer

FINANCE

SECTION 603 CERTIFICATES

Section 603 (as set under Section 603 (2) of the Local Government Act, 1993) *	$85.00	$0.00	$85.00
Section 603 Expedition Fee	$82.00	$0.00	$82.00
Reissue of Section 603 Certificate	$17.00	$0.00	$17.00

RATES

General Rates & Valuation Enquiries

Rating enquiry Search Fee per hour or part thereof (staff assisted including written replies)	$98.00	$0.00	$98.00
Print-out of Rate Account from current computer system			Free
Copy of Annual Rate Notice	$15.00	$0.00	$15.00

Overdue Rates

Interest charged on Overdue Rates	7.50%

OTHER CHARGES

Gas Mains Charge – S611 Local Government Act 1993

Annual charge on Australian Gas Light Company assessed through Local Government association of NSW	POA

Debt Recovery Charge

Debt Recovery Charges	Court costs, process service charges & professional costs will be charged, in relation to outstanding debtor / rate accounts where applicable, in accordance with the charges set out in the Local Courts (Civil Claims) Rules 1988 & Legal Profession Regulation 2000 or as amended during the financial year.

CREDIT CARD CHARGES

Credit Card Use Charge – GST Applicable	(0.75% plus 10% GST based on the 0.75%) will be charged on all credit card transactions that have a taxable supply. The charge is based on the total amount of the transaction.

continued on next page ...

Name	Year 19/20 Fee (excl. GST)	GST	Fee (incl. GST)

CREDIT CARD CHARGES [continued]

Credit Card Use Charge – GST Free & GST Exempt	A fee of 0.75% will be charged on all credit card transactions that have no taxable supply. The charge is based on the total amount of the transaction.

Name	Year 19/20 Fee (excl. GST)	GST	Fee (incl. GST)

ICT

GIS MAPPING

Change of Property Address (Application Fee to alter street address of a property)	$297.50	$0.00	$297.50
Application Fees for street numbering			No Charge

Cadastral Maps showing street names and numbers, including LEP zone map, heritage conservation map, residential map and foreshore building line map. Note: for any map printed in colour – 30% surcharge applies to fees

A4 Black & white cadastral map, 1st copy	$19.60	$0.00	$19.60
A4 Black & white cadastral map, subsequent copies	$13.50	$0.00	$13.50
A3 Black & white cadastral map, 1st copy	$33.00	$0.00	$33.00
A3 Black & white cadastral map, subsequent copies	$22.00	$0.00	$22.00
A1 Black & white cadastral map, 1st copy	$73.00	$0.00	$73.00
A1 Black & white cadastral map, subsequent copies	$49.00	$0.00	$49.00
A0 Black & white cadastral map, 1st copy	$107.00	$0.00	$107.00
A0 Black & white cadastral map, subsequent copies	$73.00	$0.00	$73.00

Customised Maps showing street names and numbers with any 4 layers on the basic map. Note for any map printed in colour – 30% surcharge applies to fees

A4 Black & white customised map, 1st copy	$28.00	$0.00	$28.00
A4 Black & white customised map, subsequent copies	$19.00	$0.00	$19.00
A3 Black & white customised map, 1st copy	$51.50	$0.00	$51.50
A3 Black & white customised map, subsequent copies	$34.50	$0.00	$34.50
A2 Black & white customised map, 1st copy	$75.00	$0.00	$75.00
A2 Black & white customised map, subsequent copies	$44.00	$0.00	$44.00
A1 Black & white customised, 1st copy	$100.00	$0.00	$100.00
A1 Black & white customised map, subsequent copies	$57.70	$0.00	$57.70
A0 Black & white customised map, 1st copy	$115.00	$0.00	$115.00
A0 Black & white customised map, subsequent copies	$76.00	$0.00	$76.00
Additional layers – per layer (>4)	$13.40	$0.00	$13.40

GIS Data Extracts – Provided on CD, USB or via email

For up to two (2) research	$278.00	$0.00	$278.00
Per hour thereafter	$111.50	$0.00	$111.50

Access to Information

Information from Rating Records per Property searched	$48.60	$0.00	$48.60
Bulk (Electronic) Information Supply (e.g. Government Departments) per hour (e.g. programming)	$80.40 plus 20c per record reported		
Plus 20c per record			

Name	Year 19/20 Fee (excl. GST)	GST	Fee (incl. GST)

GOVERNMENT INFORMATION (PUBLIC ACCESS) ACT 2009 (NSW) (GIPA ACT)

Application Fee for Access Application (GIPA Act s41)	$30.00	$0.00	$30.00
Processing Charge for Access Application (GIPA Act s64) (per hour)	$30.00	$0.00	$30.00
Internal Review (GIPA Act s.85)	$40.00	$0.00	$40.00

PHOTOCOPYING, PRINTING & SCANNING

Photocopying & Printing

Administration fee for photocopying & printing A2, A1 & A0 (cost per order)	$50.00	$0.00	$50.00
A2 Black & White Photocopying / Plan Printing (cost per side)	$10.00	$0.00	$10.00
A1 Black & White Photocopying / Plan Printing (cost per side)	$12.00	$0.00	$12.00
A0 Black & White Photocopying / Plan Printing (cost per side)	$15.00	$0.00	$15.00
A2 Colour Plan Printing (cost per side)	$15.00	$0.00	$15.00
A1 Colour Plan Printing (cost per side)	$18.00	$0.00	$18.00
A0 Colour Plan Printing (cost per side)	$22.50	$0.00	$22.50

A4 Black & White Photocopies

Single sided (minimum charge $2.00)	$0.80	$0.00	$0.80
Double sided – cost per side (minimum charge $2.00)	$0.80	$0.00	$0.80

A4 Colour Photocopies or Colour Laser Printing

Single sided	$2.00	$0.00	$2.00
Double sided (cost per side)	$2.00	$0.00	$2.00

A3 Black & White Photocopies

Single sided (minimum charge $2.00)	$1.20	$0.00	$1.20
Double sided – cost per side (minimum charge $2.00)	$1.20	$0.00	$1.20

A3 Colour Photocopies or Colour Laser Printing

Single sided	$4.00	$0.00	$4.00
Double sided (cost per side)	$4.00	$0.00	$4.00

Scanning & Email per page

Administration fee for scanning and emailing A4, A3, A2, A1 & A0 (cost per order)	$50.00	$0.00	$50.00
A4 size scanning (minimum charge $2.00)	$0.80	$0.00	$0.80
A3 size scanning (minimum charge $2.00)	$1.20	$0.00	$1.20
A2 plan scanning	$7.50	$0.00	$7.50
A1 plan scanning	$9.00	$0.00	$9.00
A0 plan scanning	$11.60	$0.00	$11.60

Name	Year 19/20 Fee (excl. GST)	GST	Fee (incl. GST)
Digitisation of complete file			
Digitalisation	POA Minimum $200. Provide large volumes of information electronicallly.		
Post (postage and handling)			
A4 size per order	$5.00	$0.00	$5.00
A3 size per order	$7.50	$0.00	$7.50
A2, A1 & A0 size per order	$17.50	$0.00	$17.50

Name	Year 19/20 Fee (excl. GST)	GST	Fee (incl. GST)

INTERIM GENERAL MANAGER

LEGAL

LEGAL COSTS

Cost of In-house Legal Administration Officer	$124.82	$12.48	$137.30
Cost of In-house Solicitor	$393.55	$39.35	$432.90
Cost of In-house General Counsel / Manager of Legal Services	$491.91	$49.19	$541.10
Produce information for satisfaction of subpoena served on Council – conduct money	$137.30	$0.00	$137.30
Produce information for satisfaction of subpoena served on Council – search fee	$137.30	$0.00	$137.30
Copying charges - as set out in "Access to Council Documents"			

SUBPOENA OF DOCUMENTS – SUPPLY OF INFORMATION

(a) Where Council is required to supply information on Subpoena (in preceding's in which it is not itself directly involved) or request to supply information which is not subpoenaed.	(a) Where Council is required to supply information on Subpoena (in preceding's in which it is not itself directly involved) or request to supply information which is not subpoenaed.		
(i) Less than one (1) hour is required to compile the information	$234.90	$0.00	$234.90
(ii) Longer than one (1) hour is required to compile the information, an additional charge per hour or part thereof is to be charged	$166.30	$0.00	$166.30
(b) Where a Council officer is required by a party, other than Council itself, to attend court in their capacity as a council employee and give evidence, council charge for his/her service a fee equal to :	(b) Where a Council officer is required by a party, other than Council itself, to attend court in their capacity as a council employee and give evidence, council charge for his/her service a fee equal to :		
(i) Expert witnesses (plus expenses – see below)	(i) Expert witnesses (plus expenses - see below)		
for the first hour	$443.50	$0.00	$443.50
per additional hour thereafter	$340.50	$0.00	$340.50
(ii) Non expert witnesses (plus expenses – see below)	(ii) Non expert witnesses (plus expenses - see below)		
per hour or part thereof	$282.50	$0.00	$282.50
Time charges listed above to include all time for which council is liable to pay the officer	Time charges listed above to include all time for which council is liable to pay the officer		
PLUS			PLUS
(iii) Travelling and Other Expenses	(iii) Travelling and Other Expenses		
actual cost if public transport is used			Actual Cost
per km each way up to and including 80km, plus Parking fees or tolls where applicable	$3.70	$0.00	$3.70
per km each way in excess of 80km, plus Parking fees or tolls where applicable	$2.00	$0.00	$2.00
any out of pocket expenses such as accommodation			Actual Cost

Name	Year 19/20 Fee (excl. GST)	GST	Fee (incl. GST)
SUBPOENAS OR NOTICES TO PRODUCE			
Acceptance of Subpoena/Notice to Produce, Identification and Retrieval of Documentation, Production and/or copying of documentation Min $50	Hourly Wage Rate x Time Spent		
Attendance as Witness at Court Charge calculated in accordance with Supreme Court Rules, Schedule G, Table 3, relating to Allowances for Witness as contained in GM Circular 92/9	Hourly Wage Rate x Time Spent		

Translation Service
If you have questions on this document and need an interpreter, pleae call TIS National on 131 450 and ask them to call Inner West Council on 9392 5000

Υπηρεσία Διερμηνείας
Εάν έχετε ερωτήσεις αναφορικά με το παρόν έγγραφο και χρειάζεστε διερμηνέα, παρακαλούμε καλέστε την TIS National στο 131 450 και ζητήστε τους να καλέσουν το Inner West Council στο 9392 5000

Servizio traduzioni
Se avete domande su questo documento e necessitate di un interprete chiamate TIS National al numero 131 450 e chiedetegli di chiamarvi Inner West Council al numero 9392 5000

翻译服务
如果您对本文件有任何疑问，需要传译员帮助，请拨打TIS National的电话131 450，然后要求接通Inner West Council的电话9392 5000

Dịch vụ Thông Phiên dịch
Nếu quý vị có thắc mắc gì về tài liệu này và cần có thông dịch viên xin gọi cho TIS National qua số 131 450 và nhờ họ gọi cho Inner West Council qua số 9392 5000

خدمة الترجمة
إذا كانت لديك أسئلة حول هذا المستند وتحتاج إلى مترجم فوري، فاتصل بخدمة TIS National على الهاتف رقم 131 450 واطلب منهم الاتصال بـ Inner West Council على الرقم 9392 5000

Customer Service Centres
Petersham: 2-14 Fisher Street
Leichhardt: 7-15 Wetherill Street
Ashfield: 260 Liverpool Road
Phone (02) 9392 5000
www.innerwest.nsw.gov.au
© 2019 Inner West Council

INNER WEST COUNCIL



Long Term Financial Plan 2019-2029

Draft April 2019

INNER WEST COUNCIL

Contents

Executive Summary **2**
1. Financial Planning Context **3**
1.0.1 Working Capital 3
1.0.2 Loan Borrowings 3
1.1 Structure 4
1.1.1 Overview of Structure 4
2. Global Variables and Assumptions **4**
2.1 Operating Revenue Drivers 4
2.2 Operating Revenue Sensitivity Analysis 8
2.3 Capital Revenue Drivers 8
2.4 Capital Revenue Sensitivity Analysis 8
2.5 Operating Expenditure Drivers 9
2.6 Operating Expenditure Sensitivity Analysis 10
2.7 Capital Expenditure Drivers 11
2.8 Capital Expenditure Sensitivity Analysis 13
2.9 Non Financial Assumptions 13
3. Scenario 1 – Business as usual **14**
3.1 Scenario 1 Overview 14
3.2 Scenario 1 Context 14
3.3 Scenario 1 Financial Projections 14
4. Scenario 2: Asset Management - Infrastructure renewal backlog **18**
4.1 Scenario 2 Assumptions 18
4.2 Scenario 2 Sensitivity Analysis 19
4.3 Scenario 2 Financial Projections 19
5. Performance Monitoring **23**
5.1 Operating Performance Ratio 23
5.2 Own Source Operating Revenue 23
5.3 Unrestricted Current Ratio 23
5.4 Debt Services Cover Ratio 23
5.5 Rates and Annual Charges Outstanding 23
5.6 Cash Expense Cover Ratio 23
5.7 Building and Infrastructure Ratio 23
5.8 Infrastructure Backlog Ratio 24
5.9 Asset Maintenance Ratio 24
5.10 Capital Expenditure Ratio 24
5.11 Review of Long Term Financial Plan 26

Executive Summary

The Inner West Council was formed by the amalgamation of Ashfield, Leichhardt and Marrickville Councils in May 2016. Council is operating from a position of financial stability and has used the Integrated Planning and Reporting (IPR) Framework to drive the long term financial sustainability and ensure Council is fit for the future as an amalgamated entity. This iteration of the Long Term Financial Plan (LTFP) has incorporated the 'Fit For The Future Financial Key Performance Indicators' (KPI's) along with statutory Annual Reporting KPI's. The overall objective of this LTFP is to ensure that Council is financially sustainable whilst achieving the outcomes of Community Strategic Plan (CSP). The integrated planning approach requires that Council provide an understanding of its longer term financial position to best direct its resources to achieve CSP outcomes.

This LTFP sets out two scenarios that each, at the very least, maintain current service levels and establish a balanced budget. In summary:

Scenario 1 – Business as Usual, maintain existing service levels.

Scenario 2 – Addresses the infrastructure asset renewal backlog.

Council will need to manage its available operational funds over the coming years. Council is continually reviewing its efficiency and reinvesting efficiency gains back into the community. It is acknowledged there are challenges that will need to be monitored, particularly in the area of capital works and infrastructure management, but Council is actively working on meeting those challenges and ensuring that service levels are at the very least maintained or, if possible, improved.

A community led engagement process was undertaken by Council to establish *Our Inner West 2036* the Inner West Council's first Community Strategic Plan (CSP). This LTFP was prepared using these assumptions which are clearly outlined in the review document and align to the outcomes outlined in the CSP. However, as with all things, future unforeseen factors can have an impact affecting Council's financial position. Past assumptions will not always prevail. Long term plans such as this LTFP document are useful tool to assist identify financial issues before they eventuate, and enable a strategy or plan to be developed to deal when and if they arise.

1. Financial Planning Context

1.0.1 Working Capital

Working Capital broadly represents either monies that Council is required, by law, to hold separately (to Council's general fund) as they can only be spent for specified purposes.

Funds that are legislatively required to be kept separate include:

- Developer Contributions raised under the Environmental Planning and Assessment Act, 1979 which must be spent to fund community infrastructure in accordance with the development contribution plan under which they were collected. Public Domain Contributions which are made by developers are similarly held by Council.
- Domestic Waste Management funds are raised under the Local Government Act 1993 and can only be used to support waste collection, recycling and related activities. These include funds set aside to replace the garbage, recycling or greenwaste bin fleet or truck fleet.
- A Stormwater Management Service Charge is raised annually by Council under the Local Government Act 1993. Funds that are not used in any one year must be held for use on authorised stormwater management and related activities.
- Grant funding provided for a specific purpose by the Commonwealth or State Government must be held by Council for that purpose.
- Special Rates raised by Council under the Local Government Act 1993 are held in a restricted working capital until spent for the purpose for which they were raised.

Funds that are set aside for specific purposes by Council include:

- Employee Leave Entitlements: Council sets aside cash to pay out liabilities for accrued employee annual and long service leave. Council's Workforce Management Strategy has identified the need to cash back 100% of total leave liability to mitigate any financial risks surrounding employee leave entitlements.
- Plant, Technology and Vehicle replacement: Council has long term models in place to forecast the timing of heavy plant, motor vehicle and information technology hardware replacement. Funds are allocated to ensure budget is available for replacement.
- Funds held on trust by Council either on behalf of other parties or under a Trust arrangement must be held separately to Council funds and only spent in accordance with the terms of the trust arrangement.
- Loan funds: Council raises loan funds annually to fund its capital program (only if required). Unspent funds are held specifically to ensure those works are completed. Council currently funds these works from unrestricted working capital. See section 1.0.2.

Other unrestricted working capital is held and has been allocated throughout Council's LTFP to fund a number of operational and capital projects.

1.0.2 Loan Borrowings

Council will borrow $40,047,146 to redevelop Ashfield Aquatic Centre. Council has applied for a loan via NSW Treasury TCorp organisation that provides funding opportunities for local government and other State agencies. These borrowings will be repaid from rate income raised via the Ashfield Special Rate Variation to Council's rate income over a 20 year period during which the loans will be repaid.

Council has principal outstanding on its loan borrowings of $13.3 million as at 30 June 2018. Council's Debt Service Cover ratio, which measures the availability of operating cash to service debt including

interest and principal repayments, is forecast at 2.32 to 1 at the end of 2019/20. This is well above the Office of Local Government's benchmark of 2 to 1.

When Council borrows funds, loans have been used to fund major capital projects and are never used to fund operating projects.

1.1 Structure

1.1.1 Overview of Structure

This LTFP is structured around two financial models or 'scenarios'. The first, known as Scenario 1, is a base scenario and captures Council's "Business as Usual" approach. Scenario 2 provides an overview of existing funding gaps around asset management renewal backlog works.

The LTFP details the assumptions used when compiling each scenario, as well as the financial outcomes over a ten year period. It also lists the major opportunities and risks associated with each scenario, to provide an analysis of the sensitivity of the modelling to a variety of changes.

The last section of the document contains some high level measures by which Council's long term financial performance will be measured.

2. Global Variables and Assumptions

Below is a list of variables and assumptions that are the drivers in predicting Council's revenue and expenditure forecasts over the 10 years for this iteration to the LTFP. These variables apply to each scenario of this LTFP unless explicitly stated in the particular scenario. Any references made to Consumer Price Index (CPI) will have an assumed rate of 2.0% per annum for expenditure and 3.0% per annum for income, unless stated otherwise.

2.1 Operating Revenue Drivers

The following tables summarise the revenue drivers on which the LTFP has been modelled.

Operating Revenue Area	Assumption
General Rates	Based on a rate cap of 2.7% per annum in 2019/20 onwards.

Operating Revenue Area	Assumption
Special Variations to the General Rate	The former Marrickville Local Government Area (LGA) adopted a variation to its General Rate for aquatic facilities that commenced in 2005/06. The variation is limited to 15 years and expires at the end of the 2019/20 financial year. Funds are used to repay a loan which expires at the end of 2019/20. In addition to this, the former Ashfield LGA is subject to an 8.9% rates increase (including the rate peg). This Special variation is in the last year (commenced in 2015/16) and will apply into perpetuity. The funds will be allocated to infrastructure renewals and to fund the repayments of a loan relating to the upgrade of the Ashfield Aquatics Centre.
Voluntary Pensioner Rebates	Council offers a voluntary pensioner rebates to eligible aged pensioners. This rebate covers the domestic waste and stormwater charges for resident owners of ten years or greater. For pensioners who do not meet the above criteria, grandfathering provisions exists for pensioners in the former Ashfield, Leichhardt and Marrickville LGA's.
Pensioner Rate Subsidy	The Pensioner Rate Subsidy is set by the State Government at a maximum of $250 per property per annum. This is a flat subsidy and does not increase annually.
Domestic Waste Management Charge (DWMC) and related User Charges	The DWMC is modelled over the life of the Plan to cover the cost of the provision of the service. The Local Government Act prohibits councils from either subsidising or receiving a profit from the DWMC. The methodology of applying corporate overheads to the domestic waste services has been reviewed and applied from 2018/19 onwards. The increase to the DWMC for 2019/20 is a weighted average of 3.6% across IWC. Ashfield has increased by 9.3% to $423. Leichhardt has increased by 3.4% to $544. Marrickville has remained flat at $578. The DWMC has been increased by CPI from 2020/21.
Stormwater Management Service Charge	This is a flat charge used to fund stormwater planning and infrastructure. The charge is set by the Local Government Act and associated Regulations as follows: $25.00 per residential property per annum. $12.50 per strata unit per annum. $25.00 per 350m^2 per business property per annum.
Fees	Council generally increases its fees for the services it provides to at least cover general movements in costs each year. Statutory fees have been increased in accordance with advice given by the relevant statutory body whilst discretionary fees have been increased by CPI.

Operating Revenue Area	Assumption
Interest on Investment	The interest which Council receives on its investments has been modelled and is reviewed annually. The model is linked to the projected level of reserves and forecast interest rates. As cash is expected to diminish over time as Council completes its suite of major projects and pursues its property strategy, a modest and sustainable level of interest income currently supports ongoing operations. It is expected that cash rates will increase to offset increased interest rates.
Interest on Overdue Rates	Council charges interest on overdue rates to the maximum allowed by the Minister for Local Government. The 2019/20 rate has been set at 7.5% per annum and is used in the LTFP.
Other Revenues	This includes ex gratia rates payments, income from street furniture and credit card fees. It is assumed that these revenue sources will not increase and are indexed according to commercial agreements.
Rental/Lease Income	It is assumed that rental/lease income will increase at least by CPI, in line with provisions of current leases.
Fines	The dollar value of individual fines is determined by the State Government. The volume of fines is a product of the level of compliance with relevant laws and the level of enforcement activity. It is assumed that the total income received from fines will increase by CPI.
Operating Grants – General	It is assumed that total income from grants will increase by CPI dependant on the particular initiatives provided to Council by the State and Federal Government.
Financial Assistance Grants (FAG)	It is assumed that total income from grants will increase. The FAG is based on the relative growth of the Inner West's LGA in comparison to the growth of Western Sydney. This projection is in line with the methodology used by the NSW Grants Commission who determine the distribution of the FAG grant every year.
Roads and Maritime Services Block Grant	This is a State Government grant with an increase across the 10 years.
Street Lighting Subsidy	This is a State Government subsidy. It is assumed that this will increase by CPI.
Library Subsidy	This subsidy is provided under the Library Regulation and is administered and set by the State Library of NSW. It is assumed that this will increase by CPI.
Disposal of Property	The Base Scenario assumes that no income from property sales will be received during the 10 years of the LTFP. Proceeds from sales including profits are transferred to Council's unrestricted working capital.

Operating Revenue Area	Assumption
Disposal of Plant	The Base Scenario assumes that plant will be sold at its written down cost during the 10 years of the LTFP. Proceeds from sales including profits are transferred to Council's Plant Replacement restricted working capital.

2.2 Operating Revenue Sensitivity Analysis

Operating revenue assumptions will be sensitive to a variety of risks and opportunities, including the following:

- Future rate increases will be based on the Local Government Price Movements agreed to by the Independent Pricing and Regulatory Tribunal (IPART). Historically, rate increases have not kept pace with increasing costs. Recent experience has shown that IPART will not adjust future rates increases where the predicted Local Government Price Movements have proved to be well under actual price movements. If this trend continues, this will cause significant financial difficulties for the Inner West and other councils.
- Rate increases provide only for a continuation of existing service levels. The changing demographics of the Inner West community suggests that there may be demand for new or increased levels of services. These will not be able to be funded by ordinary IPART rate increases which are based on historic movements in costs only.
- The Pensioner Rate Subsidy is set at a maximum of $250 per property and has not increased since 1993. This creates a greater burden on pensioners.
- The level of individual fines for traffic/parking offences is determined by the State Government.
- The Stormwater Management Charge is fixed and has not risen since its introduction in 2006/07.
- Interest rates have been highly volatile over the past 10 years but have stabilised at record low rates during the past 5 years. It is forecast that interest rates will remain at record lows and increase after 2 years on the basis of a full economic recovery.
- Council's rental income relating particularly to land in Tempe which is situated in a current Road Reserve. There is a risk that this site may eventually be acquired by the State Government for the WestConnex and M6 motorway, currently the reservation remains in place.
- Hoarding fees and other Development Assessment income is dependent on the level of active development within the Inner West LGA. These will continue to grow based on the release of Council's revised LEP that allows greater building density within the LGA area.
- Ashfield Aquatic Centre redevelopment has been incorporated into this budget and the LTFP. It is forecast to re-open in late 2020.

2.3 Capital Revenue Drivers

The following tables summarise the capital revenue assumptions on which the Base Scenario has been modelled.

Base Scenario Capital Revenue Area	Assumption
Roads to Recovery Grant	This is a Federal Government grant which is used by Council to fund its roads improvement program. It is assumed that this will increase by CPI.
Developer Contributions	The funding which Council receives from developer contributions is reviewed annually. The funding is linked to the projected level of development. All funds are held in a restricted working capital fund for release to finance projects included in Council's plan as a response to increased population growth in the LGA.

2.4 Capital Revenue Sensitivity Analysis

Capital revenue assumptions will be sensitive to a variety of risks and opportunities, including the following:

- The Federal budget has a focus on infrastructure renewal initiatives that may impact Council. These initiatives have yet to be legislated and hence have not been incorporated into this iteration of the LTFP.
- The Roads to Recovery grants were introduced relatively recently. The grant has a 4 year life cycle and the Federal Government has announced that it will remain intact and has included it in the 2019/20 budget with no view of reducing the funding pool (nationally) at this point in time. This situation could alter.
- Council does receive capital grants other than for Roads to Recovery. However, these grants are tied to specific projects and are non-recurrent. As the receipt of other capital grants is difficult to predict, they are not included in the model.

2.5 Operating Expenditure Drivers

The following table summarises the operating expenditure assumptions on which the Base Scenario has been modelled.

Operational Expenditure Area	Assumptions
Salaries and Wages	The current award was negotiated in 2017 with the following agreed annual increases: 2.8% for 2016/17, 2.35% for 2017/18 and 2.5% for 2018/19 onwards.
Superannuation	It is assumed that superannuation costs will remain at 9.5% of salaries for staff entitled to Superannuation Guarantee Contributions. The proposed increase to 10% scheduled in 2020/21 and increasing progressively to 12.0% in 2025/26 has again been deferred by the federal government. As this deferral continues, increased costs have not been factored into this iteration of the LTFP. It is assumed that superannuation costs for members of the Defined Benefits Schemes will be paid in accordance with the current advice from the Trustees of the Scheme. Council has developed a model to predict its ongoing contributions toward the Defined Benefits Schemes.
Workers Compensation	Council's Workers Compensation premium has been set at $2.0 million for 2018/19 and it is assumed that this will increase to $2.03 million in 2019/20 and then increase annually in accordance with salaries and wages.
Training	It is assumed that expenditure on training will increase by CPI.
Maternity Leave	It is assumed that expenditure on maternity leave will be $318,272 in 2019/20 and will increase by Award increases.
Long Service Leave	Expenditure on Long Service Leave has been modelled and will increase by Award increases. The model is reviewed annually.
Materials and Contracts	Components of materials and contracts expenditure are reviewed individually and are generally increased by CPI.

Operational Expenditure Area	Assumptions
Disposal Costs	The cost of waste disposal has been modelled and is reviewed annually.
Oil and Fuel	It is assumed that oil and fuel costs will increase by CPI per annum over 10 years.
Street Lighting	It is assumed that street lighting costs will increase by CPI. The project to change-over to LED lights has been included in the 2019/20 budget to reduce the cost of street lighting from 2020/21 onwards.
Electricity	It is assumed that electricity costs will increase by an average 4.0% per annum over 10 years.
Gas	It is assumed that gas costs will increase by an average 4.0% per annum over 10 years.
Water	It is assumed that water costs will increase by an average 4.0% per annum over 10 years.
Telephone and Mobile Phone	Due to an increased reliance on mobile technology it is assumed that fixed and mobile phone and data costs will increase by 4.0% per annum over 10 years.
Depreciation	Depreciation has been modelled in accordance with Council's Asset Management Plans – refer page 6 of the Asset Management Policy and Strategy.
Other Expenses	This includes Councillor fees, agency expenses, advertising, printing, memberships and donations. It is assumed that these expenses will increase by CPI.
State Government Levies	The State Government charges levies to councils contribute to a range of services. It is assumed that the levies will increase by CPI.
Insurance	It is assumed that insurance costs will increase by CPI over 10 years.

2.6 Operating Expenditure Sensitivity Analysis

Operating expenditure assumptions will be sensitive to a variety of risks and opportunities, including the following:

- The current industrial award was negotiated in 2017 with the following agreed annual increases, 2.8% for 2016/17, 2.35% for 2017/18 and 2.5% 2018/19 onwards.
- The Federal government proposed that Superannuation Guarantee Charge (SGC) will rise to 9.5% and indexation frozen until 2022/23 with the next increase proposed to increase to 10%. The SGC could reach a maximum of 12% in 2025/26. This proposal has not been legislated and not factored into this iteration of Council's LTFP.
- Workers Compensation claims continues to decline. There is the risk that if claims are not managed prudently, that the premium may increase again over above the premium calculation of total salaries and wages.

- Landfill disposal charges and other levies charged by the State Government on the disposal of waste continue to increase by the CPI.
- There is a possibility the cost of street lighting may be reduced in the future through the prudent investment in new technology. A project to replace the current street lighting to LED street lighting has been included in the 2019/20 budget to mitigate the risk that street lighting costs continue to escalate, as they have in recent years. Council has little control over these costs.
- Natural disasters and other unforeseeable events may impact to increase insurance premium levels.
- Ashfield Aquatic Centre redevelopment has been incorporated in this budget and the LTFP. It is forecast to re-open in late 2020. Staff (excluding casuals) have been maintained in the budget. These staff have been reassigned to one of the other aquatic centres within the Inner West Council while the redevelopment takes place.

2.7 Capital Expenditure Drivers

Capital Expenditure Area	Assumptions
Information and Communication Technology - Hardware/Software Program	Council currently leases the majority of its Information Technology Hardware over a 3 year lease term. Software costs associated with hardware upgrades are forecast and included in the relevant year within the Operating Budget. New infrastructure investments are assessed as part of the evaluation process driven by the ICT Steering Committee. The LTFP provides for the full cost of replacement of existing hardware and software. The budget includes the hardware and software replacement program. This program replaces assets at the end of their useful life and also takes into account the consolidation of three existing data centres into one and the consolidation of maintenance agreements and software licences. Maintenance costs are considered as part of the evaluation process and included in the budget where required for both software and hardware. An action plan has been developed and can be found in the ICT Strategy.
Local Roads and Lanes Program	Council's investment in its Local Roads network has been set at $5,418,000 in 2019/20 funded by Financial Assistance Grants, SRV, Roads to Recovery and general funds. Funding levels are kept at levels to ensure Council exceeds it Renewal Ratio every year for its infrastructure portfolio throughout the LTFP.
Regional Roads Program	Council owns the Regional Road network. NSW RMS subsidises upkeep through grants. Council matches funding under the Regional Roads program using unrestricted working capital or other available funding sources. A total of $400,000 is anticipated to be spent on Regional Road capital works throughout the 2019/20 financial year. Funding levels are kept at levels to ensure Council exceeds its Renewal Ratio every year for its infrastructure portfolio throughout the LTFP.
Footpath Program	Council's investment in its Footpath Renewal & Upgrade Program has been set at $2,746,000 in 2019/20 funded by SRV and unrestricted working capital. Funding levels are kept at levels to ensure Council exceeds its Renewal Ratio every year for its infrastructure portfolio throughout the LTFP.

Capital Expenditure Area	Assumptions
Bike Facilities Program	Unrestricted working capital and developer contributions are allocated to improve bike facilities to match capital grant funding from the NSW or Federal government or to fund direct works.
Traffic Amenities Program	The traffic amenities program is funded from Developer Contributions, SRV, government grant funds or other working capital to improve traffic amenities. The traffic amenities program included in the budget is $2,030,000. This program may continue to reduce as the developer contributions reduces nexus on traffic amenities from where the majority of these works are funded.
Drainage Program	Council has a program of catchment studies across the various sub-catchments within its boundaries. These are funded from the Stormwater Charge. Drainage capital works are funded from SRV funds and unrestricted working capital. Additional capital works are funded from the Stormwater Charge in accordance with the Stormwater Plan.
Street Lighting Upgrades	After the corporatisation of the electricity network the LGAs are responsible for the maintenance and the cost of electricity. Inner West Council has included a project converting street lights to LED thereby reducing the cost of maintenance and electricity used.
Street Litter Bins Replacement Program	$50,000 is allocated per annum from working capital to replace street litter bins. Bin maintenance and waste removal is funded within the Operating Budget.
Parks Improvement Program	Park improvements are primarily funded from Developer Contributions, SRV and Federal or State grants. Council's Parks Improvement Program from $18,791,993 in 2018/19 to approximately $20,416,015 in 2019/20.

The Capital Program also incorporates expenditure on Council's 'Major Projects' as follows:

Project	Funding available in 2019/20
Ashfield Aquatic Centre Redevelopment	$32.8m
Urban Amenity Improvement Program	$6.7m
Dawn Fraser Pool Upgrade	$3.2m
Haberfield Library Upgrade	$2.4m
Marrickville Town Hall Upgrade	$2.3m
Ashfield Town Centre Upgrade	$1.0m

Alex Trevillion Plaza	$0.8m
Mervyn Fletcher Community Centre Renewal	$0.6m

2.8 Capital Expenditure Sensitivity Analysis

Capital expenditure assumptions will be sensitive to a variety of risks and opportunities, including the following:

- Council has prepared Asset Management Plans for each of the four infrastructure asset groups (see accompanying Asset Management Plans). As data is updated on the condition of these assets it is likely that further investment will be required to ensure roads, footpaths, drainage, bike networks, parks facilities, buildings and the like continue to be available for both the current and future generations living in the Inner West. Increasing investments to promote accessibility will also be needed as the Inner West population ages. This will be planned to ensure an accessibility continuum between local roads, streetscapes and footpaths and transport infrastructure managed by State Government including trains, buses and light rail.

2.9 Non Financial Assumptions

The Inner West Council's adopted Community Strategic Plan provides an overview of the major issues impacting upon the local community. The data and analysis used to arrive at those issues also inform the preparation of this LTFP.

3. Scenario 1: Business as usual

3.1 Scenario 1 Overview

Scenario 1 is predicated on:

- Continuation of existing services at current service levels
- Continuation of existing levels of investment in infrastructure renewal
- Continuation of existing income sources

This scenario also incorporates the following 'major projects':

- Redevelopment of Ashfield Aquatic Centre.
- Urban Amenity Improvement Program.
- Upgrade work at the Dawn Fraser Pool.
- Refurbishment of the Haberfield Library.
- Refurbishment of the Marrickville Town Hall.
- Refurbishment of the Ashfield Town Centre.
- Refurbishment of Alex Trevillion Plaza.
- Refurbishment of Mervyn Fletcher Community Centre.

3.2 Scenario 1 Context

Council was formed by the amalgamation of Ashfield, Leichhardt and Marrickville Councils in May 2016 and until service reviews are complete, service levels will remain as they were in the constituent Councils. Council is currently operating from a position of financial stability and has used the Integrated Planning and Reporting (IPR) Framework to drive the long term financial sustainability and ensure Council is fit for the future as a stand-alone entity.

It is evident that while Council's immediate and long term financial position is capable of delivering existing services at their current levels given current costs, an uncertain economic environment and the changing nature of the Inner West community will generate new or expanded needs for services and for associated funding.

Council's major income source, rates, is capped by the State Government and continues to grow at a slower pace than salaries, State Government levies and other costs. In this environment, ongoing financial sustainability can only be achieved by further cost savings or income generation proposals or by shedding or reducing existing programs. Council has committed to an ongoing budget review process aimed at identifying cost savings or income generation options throughout the life of this LTFP.

There is limited scope to fund major capital works in such an environment. Scenario 1 outlines the method of delivering business as usual whilst Scenario 2 outlines a method of dealing with the infrastructure renewal backlog. Both scenarios are illustrative only. As and when the need develops to fund major infrastructure, provide new or expanded services or invest more in infrastructure maintenance, Council will engage with the Inner West community and develop these options further.

3.3 Scenario 1 Financial Projections

The following tables outline the financial impact of the Scenario 1 over the next 10 years by External Reporting Category.

Scenario 1 - Inner West Council - 10 Year Income Statement Projection

	2018/19 ($'000)	2019/20 ($'000)	2020/21 ($'000)	2021/22 ($'000)	2022/23 ($'000)	2023/24 ($'000)	2024/25 ($'000)	2025/26 ($'000)	2026/27 ($'000)	2027/28 ($'000)	2028/29 ($'000)
Income from Continuing Operations											
Rates and Annual Charges	158,319	162,638	164,875	169,292	173,619	178,067	182,631	187,317	192,120	197,513	202,124
User Fees and Charges	42,962	44,648	49,351	51,996	54,056	55,510	57,007	58,548	60,134	61,766	63,446
Interest Income	5,167	5,277	5,389	5,503	5,620	5,739	5,861	5,986	6,113	6,243	6,376
Other Income	25,730	26,291	25,859	26,204	26,807	27,425	28,057	28,705	29,368	30,048	30,744
Operating Grants	8,891	10,620	10,568	10,719	10,875	11,034	11,198	11,366	11,539	11,716	11,898
Capital Grants and Contributions	18,830	36,819	38,131	19,177	14,741	15,255	14,714	13,539	13,740	13,945	14,154
Net Gain/(Loss) - Disposal of Assets	182	(70)	(425)	(78)	(451)	(190)	43	833	(520)	438	(876)
Total Income from Continuing Operations	**260,081**	**286,223**	**293,748**	**282,814**	**285,267**	**292,840**	**299,511**	**306,294**	**312,494**	**321,669**	**327,865**
Expenditure from Continuing Operations											
Employee Benefits and Oncosts	124,376	134,750	140,857	144,663	146,409	150,098	154,511	159,057	163,738	168,558	173,523
Interest Expense	1,443	1,969	1,737	1,582	1,456	1,353	1,261	1,190	1,122	1,051	978
Materials and Contracts	61,575	64,173	64,787	64,618	69,084	71,419	69,660	70,843	71,486	72,754	75,493
Depreciation	31,647	33,080	34,378	35,116	35,707	36,356	37,011	37,657	38,276	38,931	39,452
Other Expenses	34,983	34,200	35,468	35,701	36,652	37,467	38,388	39,285	40,275	41,163	41,838
Total Expenses from Continuing Operations	**254,024**	**268,172**	**277,227**	**281,681**	**289,308**	**296,692**	**300,831**	**308,032**	**314,897**	**322,458**	**331,283**
Net Operating Result from Continuing Operations	**6,057**	**18,052**	**16,521**	**1,133**	**(4,041)**	**(3,852)**	**(1,321)**	**(1,738)**	**(2,403)**	**(789)**	**(3,417)**
Net Operating Result before Capital Items	**(12,954)**	**(18,697)**	**(21,185)**	**(17,966)**	**(18,332)**	**(18,916)**	**(16,077)**	**(16,110)**	**(15,623)**	**(15,173)**	**(16,696)**

Scenario 1 - Inner West Council - Statement of Financial Position

	2019/20 ($'000)	2020/21 ($'000)	2021/22 ($'000)	2022/23 ($'000)	2023/24 ($'000)	2024/25 ($'000)	2025/26 ($'000)	2026/27 ($'000)	2027/28 ($'000)	2028/29 ($'000)
ASSETS										
Current assets										
Cash and cash equivalents	24,580	2,650	2,563	3,300	2,950	2,375	2,750	2,500	2,500	2,500
Investments	133,913	121,381	101,041	84,017	66,319	50,883	34,096	23,579	10,337	5,182
Receivables	16,799	16,967	17,137	17,308	17,481	17,656	17,832	18,011	18,191	18,373
Inventories	180	181	182	182	183	184	185	186	187	188
Other	-	-	-	-	-	-	-	-	-	-
Non-current assets classified as 'held for sale'	-	-	-	-	-	-	-	-	-	-
Total current assets	**175,471**	**141,179**	**120,921**	**104,808**	**86,933**	**71,098**	**54,864**	**44,276**	**31,215**	**26,243**
Non-current assets										
Investments	31,790	31,790	31,790	31,790	31,790	31,790	31,790	31,790	31,790	31,790
Receivables	19,092	17,692	21,629	20,126	19,276	17,818	17,064	16,736	16,458	21,228
Inventories	-	-	-	-	-	-	-	-	-	-
Infrastructure, property, plant and equipment	2,277,016	2,330,433	2,352,606	2,365,900	2,381,276	2,397,601	2,414,034	2,424,088	2,438,161	2,441,444
Investments accounted for using the equity method	-	-	-	-	-	-	-	-	-	-
Investment property	10,785	5,991	-	-	-	-	-	-	-	-
Intangible assets	-	-	-	-	-	-	-	-	-	-
Non-current assets classified as 'held for sale'	-	-	-	-	-	-	-	-	-	-
Other	-	-	-	-	-	-	-	-	-	-
Total non-current assets	**2,338,682**	**2,385,907**	**2,406,025**	**2,417,816**	**2,432,342**	**2,447,210**	**2,462,887**	**2,472,615**	**2,486,409**	**2,494,463**
TOTAL ASSETS	**2,514,154**	**2,527,086**	**2,526,947**	**2,522,624**	**2,519,275**	**2,518,307**	**2,517,751**	**2,516,891**	**2,517,624**	**2,520,706**
LIABILITIES										
Current liabilities										
Payables	30,814	31,122	31,434	31,748	32,065	32,386	32,710	33,037	33,367	38,701
Income received in advance	-	-	-	-	-	-	-	-	-	-
Borrowings	5,066	3,581	2,888	2,451	2,320	1,866	1,741	1,809	1,880	1,954
Provisions	29,310	30,043	30,794	31,564	32,353	33,162	33,991	34,841	35,712	36,605
Liabilities associated with assets classified as 'held for sale'	-	-	-	-	-	-	-	-	-	-
Total current liabilities	**65,190**	**64,747**	**65,116**	**65,763**	**66,739**	**67,413**	**68,442**	**69,687**	**70,959**	**77,260**
Non-current liabilities										
Payables	-	-	-	-	-	-	-	-	-	-
Income received in advance	-	-	-	-	-	-	-	-	-	-
Borrowings	39,485	34,419	30,838	27,949	25,498	23,178	21,312	19,571	17,761	15,881
Provisions	2,184	2,206	2,228	2,250	2,273	2,295	2,318	2,342	2,365	2,389
Investments accounted for using the equity method	-	-	-	-	-	-	-	-	-	-
Liabilities associated with assets classified as 'held for sale'	-	-	-	-	-	-	-	-	-	-
Total non-current liabilities	**41,669**	**36,625**	**33,066**	**30,200**	**27,771**	**25,473**	**23,631**	**21,912**	**20,126**	**18,270**
TOTAL LIABILITIES	**106,859**	**101,372**	**98,181**	**95,963**	**94,510**	**92,887**	**92,073**	**91,600**	**91,086**	**95,529**
Net Assets	**2,407,295**	**2,425,714**	**2,428,766**	**2,426,661**	**2,424,766**	**2,425,421**	**2,425,679**	**2,425,291**	**2,426,538**	**2,425,176**
EQUITY										
Retained earnings	2,217,420	2,233,941	2,235,075	2,231,033	2,227,182	2,225,861	2,224,123	2,221,720	2,220,931	2,217,514
Revaluation reserves	189,874	191,773	193,691	195,628	197,584	199,560	201,555	203,571	205,607	207,663
Council equity interest	**2,407,295**	**2,425,714**	**2,428,766**	**2,426,661**	**2,424,766**	**2,425,421**	**2,425,679**	**2,425,291**	**2,426,538**	**2,425,176**
Total Equity	**2,407,295**	**2,425,714**	**2,428,766**	**2,426,661**	**2,424,766**	**2,425,421**	**2,425,679**	**2,425,291**	**2,426,538**	**2,425,176**

Scenario 1 - Inner West Council - Statement of Cash Flows

Forecast Statement of Cash Flow	2019/20 ($'000)	2020/21 ($'000)	2021/22 ($'000)	2022/23 ($'000)	2023/24 ($'000)	2024/25 ($'000)	2025/26 ($'000)	2026/27 ($'000)	2027/28 ($'000)	2028/29 ($'000)
Cash flow from Operating Activities										
Receipts										
Rates & Annual Charges	162,638	164,875	169,292	173,619	178,067	182,631	187,317	192,120	197,513	202,124
User Charges & Fees	44,648	49,351	51,996	54,056	55,510	57,007	58,548	60,134	61,766	63,446
Investment & Interest Income	5,277	5,389	5,503	5,620	5,739	5,861	5,986	6,113	6,243	6,376
Operating Grants	10,620	10,568	10,719	10,875	11,034	11,198	11,366	11,539	11,716	11,898
Capital Grants and Contributions	36,819	38,131	19,177	14,741	15,255	14,714	13,539	13,740	13,945	14,154
Other	26,291	25,859	26,204	26,807	27,425	28,057	28,705	29,368	30,048	30,744
Payments										
Employee Benefits & On-Costs	(134,750)	(140,857)	(144,663)	(146,409)	(150,098)	(154,511)	(159,057)	(163,738)	(168,558)	(173,523)
Materials & Contracts	(64,173)	(64,787)	(64,618)	(69,084)	(71,419)	(69,660)	(70,843)	(71,486)	(72,754)	(75,493)
Borrowing Costs	(1,969)	(1,737)	(1,582)	(1,456)	(1,353)	(1,261)	(1,190)	(1,122)	(1,051)	(978)
Other Expenses	(34,200)	(35,468)	(35,701)	(36,652)	(37,467)	(38,388)	(39,285)	(40,275)	(41,163)	(41,838)
Net Cash provided (or used in) Operating Activities	**51,201**	**51,324**	**36,327**	**32,117**	**32,694**	**35,647**	**35,086**	**36,393**	**37,704**	**36,910**
Cash flow from Investing Activities										
Receipts										
Sale of Investment Securities	271,859	274,577	277,323	280,096	282,897	285,726	288,583	291,469	294,384	297,328
Sale of Infrastructure, Property Plant & Equipment	(70)	(425)	(78)	(451)	(190)	43	833	(520)	438	(876)
Payments										
Purchase of Investment Securities	(223,320)	(260,590)	(277,568)	(277,845)	(277,896)	(282,256)	(284,692)	(293,447)	(297,125)	(303,508)
Purchase of Infrastructure, Property, Plant & Equipment	(111,049)	(87,795)	(57,290)	(49,001)	(51,732)	(53,336)	(54,089)	(48,331)	(53,004)	(42,735)
Net Cash provided (or used in) Investing Activities	**(62,579)**	**(74,233)**	**(57,612)**	**(47,201)**	**(46,921)**	**(49,823)**	**(49,365)**	**(50,829)**	**(55,306)**	**(49,791)**
Cash flow from Financing Activities										
Receipts										
Proceeds from Borrowing & Advances										
Payments										
Payments of Borrowing & Advances	(5,066)	(3,581)	(2,888)	(2,451)	(2,320)	(1,866)	(1,741)	(1,809)	(1,880)	(1,954)
Net Cash Flow provided (or used in) Financing Activities	**(5,066)**	**(3,581)**	**(2,888)**	**(2,451)**	**(2,320)**	**(1,866)**	**(1,741)**	**(1,809)**	**(1,880)**	**(1,954)**
Net Increase/(Decrease) in Cash & Cash Equivalents	**(16,444)**	**(26,490)**	**(24,173)**	**(17,535)**	**(16,547)**	**(16,041)**	**(16,020)**	**(16,245)**	**(19,483)**	**(14,835)**
Plus Cash & Cash Equivalents - beginning of year	41,023	24,580	(1,911)	(26,084)	(43,619)	(60,166)	(76,207)	(92,227)	(108,472)	(127,955)
Cash & Cash Equivalents - end of year	**24,580**	**(1,911)**	**(26,084)**	**(43,619)**	**(60,166)**	**(76,207)**	**(92,227)**	**(108,472)**	**(127,955)**	**(142,790)**
Plus Investments on hand - end of year	165,703	153,172	132,831	115,807	98,109	82,673	65,886	55,369	42,127	36,972
Total Cash & Cash Equivalents & Investments	**190,283**	**151,261**	**106,747**	**72,188**	**37,943**	**6,466**	**(26,340)**	**(53,103)**	**(85,828)**	**(105,818)**

4. Scenario 2: Asset Management - Infrastructure renewal backlog

Scenario 2 is predicated on:

- Continuation of existing services at current service levels.
- An expanded capital renewal program to reduced infrastructure backlog within the time horizon of this LTFP.

Council recognised the need to plan strategically and involve its community in the process of determining service levels and an appetite to fund proposed service levels. Council has been on the front foot in involving its community in developing a Strategic Plan for the Inner West LGA. As part of that process, Council acknowledged the need to plan and prioritise major property projects to ensure the right projects were completed at the right times, that decisions taken today had proper regard for Council's future ability to deliver other projects and to ensure Council could afford to undertake the projects.

Council embarked upon the delivery of a suite of Major Projects, these included

Projects Completed

- Leichhardt Town Hall.
- Leichhardt Park Children's Day Care Centre.
- Steel Park Children's Day Care Centre.
- Annette Kellerman Aquatic Centre upgrade.

Projects in the Pipeline

- Redevelopment of Ashfield Aquatic Centre.
- Urban Amenity Improvement Program.
- Upgrade work at the Dawn Fraser Pool.
- Refurbishment of the Haberfield Library.
- Refurbishment of the Marrickville Town Hall.
- Refurbishment of the Ashfield Town Centre.
- Refurbishment of Alex Trevillion Plaza.
- Refurbishment of Mervyn Fletcher Community Centre.

In addition to the continuation of existing revenue sources, Scenario 2 aims to demonstrate the effects of securing additional funding to fund Council's entire infrastructure backlog to meet the needs of the community. It aims to be illustrative only, an option Council could pursue with the support of the Inner West LGA (Community). When specific plans are in place for the re-development of any of Council's current properties, Council will engage with the community to better understand the level of community support for this type of funding option if it were to be pursued.

4.1 Scenario 2 Assumptions

The annual budget includes provisions for operations, maintenance, renewal, new and upgrade expenditure on infrastructure. When renewal funding is inadequate, any unfunded renewal demand is deferred, which generates a backlog. The existing backlog is reduced by increasing renewal expenditure.

Council identified an infrastructure renewal backlog in its 2017/18 financial reports, estimated to be approximately $146m across its asset portfolio. In order to address this backlog additional funds are required to be sourced.

The renewal funding planned in Scenario 2 is sufficient to reduce the backlog of deferred renewal demand and also funds the emergent renewal demand over the coming decade.

4.2 Scenario 2 Sensitivity Analysis

The assumptions on which Scenario 2 are predicated will be sensitive to a variety of risks and opportunities, including the following:

- Community engagement will provide a critical input to the service levels expected by the community and identify the priorities of the above table.
- It assumes all capital renewal works will be funded directly from any additional funding with no requirements to borrow from a financial institution. If a large enough new capital project is identified as urgent, loan funds may be sourced and the additional funds utilised to service that loan.

4.3 Scenario 2 Financial Projections

The following illustrates the impact on Council's rate revenue for the additional funding in 2019/20. Rate income will increase above the expected IPART rate increase commencing in 2019/20 and will remain into perpetuity.

Scenario 2 - Inner West Council - 10 Year Income Statement Projection

	2018/19 ($'000)	2019/20 ($'000)	2020/21 ($'000)	2021/22 ($'000)	2022/23 ($'000)	2023/24 ($'000)	2024/25 ($'000)	2025/26 ($'000)	2026/27 ($'000)	2027/28 ($'000)	2028/29 ($'000)
Income from Continuing Operations											
Rates and Annual Charges	158,319	169,561	172,022	176,308	180,707	185,223	189,860	194,620	199,507	204,525	209,670
User Fees and Charges	43,080	47,972	50,297	52,178	53,483	54,820	56,191	57,595	59,035	60,511	62,024
Interest Income	5,167	5,295	5,427	5,561	5,700	5,841	5,986	6,135	6,287	6,443	6,603
Other Income	24,611	25,222	26,092	26,492	27,150	27,825	28,517	29,226	29,953	30,698	31,462
Operating Grants	10,904	11,527	11,622	11,889	12,162	12,443	12,739	12,600	12,753	13,072	13,134
Capital Grants and Contributions	25,907	29,270	33,559	15,418	20,371	21,026	21,778	24,727	26,136	22,394	18,658
Net Gain - Disposal of Assets	182	199	200	200	200	200	200	200	200	200	200
Total Income from Continuing Operations	**268,169**	**289,047**	**299,219**	**288,046**	**299,773**	**307,378**	**315,270**	**325,103**	**333,872**	**337,844**	**341,751**
Expenditure from Continuing Operations											
Employee Benefits and Oncosts	123,934	128,193	131,951	133,822	137,748	141,793	145,959	150,250	154,669	159,221	163,910
Interest Expense	1,207	1,468	1,197	1,001	833	685	548	431	414	192	34
Materials and Contracts	61,559	63,021	63,543	63,722	64,222	65,900	68,757	69,099	70,899	72,599	74,369
Depreciation	26,129	26,391	26,655	26,921	27,190	27,462	27,737	28,014	28,294	28,577	28,863
Other Expenses	32,304	33,227	33,665	34,534	35,407	36,303	37,220	38,161	39,126	40,114	41,127
Total Expenses from Continuing Operations	**245,134**	**252,300**	**257,011**	**260,000**	**265,400**	**272,143**	**280,221**	**285,955**	**293,402**	**300,704**	**308,304**
Net Operating Result from Continuing Operations	**23,035**	**36,747**	**42,208**	**28,047**	**34,373**	**35,235**	**35,049**	**39,148**	**40,470**	**37,140**	**33,447**
Net Operating Result before Capital Items	**(3,053)**	**7,278**	**8,449**	**12,429**	**13,802**	**14,009**	**13,071**	**14,221**	**14,134**	**14,545**	**14,588**

Item 1
Attachment 4

Scenario 2 - Inner West Council - Statement of Financial Position

	2018/19 ($'000)	2019/20 ($'000)	2020/21 ($'000)	2021/22 ($'000)	2022/23 ($'000)	2023/24 ($'000)	2024/25 ($'000)	2025/26 ($'000)	2026/27 ($'000)	2027/28 ($'000)	2028/29 ($'000)
ASSETS											
Current assets											
Cash and cash equivalents	35,887	28,519	19,192	13,320	9,643	8,213	7,680	7,918	6,429	5,971	8,058
Investments	131,171	111,392	90,985	93,475	95,109	95,721	95,647	99,826	100,632	70,060	70,761
Receivables	17,369	17,543	17,718	17,896	18,075	18,255	18,438	18,622	18,808	18,996	19,186
Inventories	209	210	211	212	213	214	215	217	218	219	220
Other	530	-	-	-	-	-	-	-	-	-	-
Total current assets	**185,167**	**157,664**	**128,107**	**124,903**	**123,039**	**122,404**	**121,980**	**126,583**	**126,087**	**95,246**	**98,225**
Non-current assets											
Investments	-	-	-	-	-	-	-	-	-	-	-
Infrastructure, property, plant and equipment	2,262,867	2,327,939	2,381,727	2,416,168	2,450,555	2,483,643	2,521,059	2,554,879	2,593,132	2,622,403	2,621,214
Total non-current assets	**2,262,867**	**2,327,939**	**2,381,727**	**2,416,168**	**2,450,555**	**2,483,643**	**2,521,059**	**2,554,879**	**2,593,132**	**2,622,403**	**2,621,214**
TOTAL ASSETS	**2,448,034**	**2,485,604**	**2,509,834**	**2,541,071**	**2,573,594**	**2,606,047**	**2,643,039**	**2,681,462**	**2,719,219**	**2,717,649**	**2,719,439**
LIABILITIES											
Current liabilities											
Payables	8,160	8,241	8,324	8,407	8,491	8,576	8,662	8,748	8,836	8,924	9,013
Borrowings	6,155	4,710	4,058	3,663	3,576	3,167	3,089	3,206	3,328	-	-
Provisions	33,863	34,709	35,577	36,467	37,378	38,313	39,270	40,252	41,259	42,290	43,347
Total current liabilities	**48,178**	**47,661**	**47,959**	**48,537**	**49,445**	**50,055**	**51,022**	**52,207**	**53,422**	**51,214**	**52,361**
Non-current liabilities											
Borrowings	30,611	25,901	21,191	16,876	12,648	8,830	5,088	1,230	-	-	-
Provisions	1,881	1,900	1,919	1,938	1,957	1,977	1,997	2,017	2,037	2,057	2,078
Total non-current liabilities	**32,492**	**27,801**	**23,110**	**18,814**	**14,605**	**10,807**	**7,085**	**3,247**	**2,037**	**2,057**	**2,078**
TOTAL LIABILITIES	**80,670**	**75,462**	**71,068**	**67,351**	**64,051**	**60,862**	**58,107**	**55,453**	**55,459**	**53,272**	**54,439**
Net assets	**2,367,364**	**2,410,142**	**2,438,765**	**2,473,720**	**2,509,543**	**2,545,185**	**2,584,933**	**2,626,008**	**2,663,760**	**2,664,377**	**2,665,000**
EQUITY											
Retained earnings	2,310,322	2,352,530	2,380,576	2,414,950	2,450,185	2,485,234	2,524,382	2,564,851	2,601,991	2,601,991	2,601,991
Revaluation reserves	57,042	57,612	58,188	58,770	59,358	59,952	60,551	61,157	61,768	62,386	63,010
Council equity interest	**2,367,364**	**2,410,142**	**2,438,765**	**2,473,720**	**2,509,543**	**2,545,185**	**2,584,933**	**2,626,008**	**2,663,760**	**2,664,377**	**2,665,001**
Total equity	**2,367,364**	**2,410,142**	**2,438,765**	**2,473,720**	**2,509,543**	**2,545,185**	**2,584,933**	**2,626,008**	**2,663,760**	**2,664,377**	**2,665,001**

Item 1
Attachment 4

Scenario 2 - Inner West Council - Statement of Cash Flows

	2018/19 ($'000)	2019/20 ($'000)	2020/21 ($'000)	2021/22 ($'000)	2022/23 ($'000)	2023/24 ($'000)	2024/25 ($'000)	2025/26 ($'000)	2026/27 ($'000)	2027/28 ($'000)	2028/29 ($'000)
Cashflow from Operating Activities											
Receipts											
Rates & Annual Charges	158,319	169,561	172,022	176,308	180,707	185,223	189,860	194,620	199,507	204,525	209,670
User Charges & Fees	43,080	47,972	50,297	52,178	53,483	54,820	56,191	57,595	59,035	60,511	62,024
Investment & Interest Income	5,167	5,295	5,427	5,561	5,700	5,841	5,986	6,135	6,287	6,443	6,603
Grants & Contributions	25,907	29,270	33,559	15,418	20,371	21,026	21,778	24,727	26,136	22,394	18,658
Other	24,611	25,222	26,092	26,492	27,150	27,825	28,517	29,226	29,953	30,698	31,462
Payments											
Employee Benefits & On-Costs	(123,934)	(128,193)	(131,951)	(133,822)	(137,748)	(141,793)	(145,959)	(150,250)	(154,669)	(159,221)	(163,910)
Materials & Contracts	(61,559)	(63,021)	(63,543)	(63,722)	(64,222)	(65,900)	(68,757)	(69,099)	(70,899)	(72,599)	(74,369)
Borrowing Costs	(1,207)	(1,468)	(1,197)	(1,001)	(833)	(685)	(548)	(431)	(414)	(192)	(34)
Other Expenses	(32,304)	(33,227)	(33,665)	(34,534)	(35,407)	(36,303)	(37,220)	(38,161)	(39,126)	(40,114)	(41,127)
Net Cash provided (or used in) Operating Activities	**48,983**	**62,939**	**68,662**	**54,768**	**61,363**	**62,498**	**62,586**	**66,962**	**68,565**	**65,517**	**62,110**
Cashflow from Investing Activities											
Receipts											
Sale of Investment Securities	315,120	318,271	321,454	324,668	327,915	331,194	334,506	337,851	341,230	344,642	348,089
Sale of Real Estate Assets	-	-	-	-	-	-	-	-	-	-	-
Sale of Infrastructure, Property Plant & Equipment	182	199	200	200	200	200	200	200	200	200	200
Payments											
Purchase of Investment Securities	(282,154)	(291,660)	(314,491)	(320,088)	(327,915)	(331,194)	(324,506)	(334,851)	(336,760)	(344,642)	(344,642)
Purchase of Infrastructure, Property, Plant & Equipment	(83,761)	(90,962)	(80,442)	(61,363)	(61,578)	(60,551)	(70,153)	(66,834)	(71,518)	(62,848)	(63,670)
Net cash provided (or used in) Investing Activities	**(50,614)**	**(64,152)**	**(73,279)**	**(56,583)**	**(61,377)**	**(60,351)**	**(59,953)**	**(63,634)**	**(66,848)**	**(62,648)**	**(60,023)**
Cashflow from Financing Activities											
Receipts											
Proceeds from Borrowing & Advances	28,845	-	-	-	-	-	-	-	-	-	-
Payments											
Payments of Borrowing & Advances	(5,434)	(6,155)	(4,710)	(4,058)	(3,663)	(3,576)	(3,167)	(3,089)	(3,206)	(3,328)	-
Net Cash Flow provided (or used in) Financing Activities	**23,411**	**(6,155)**	**(4,710)**	**(4,058)**	**(3,663)**	**(3,576)**	**(3,167)**	**(3,089)**	**(3,206)**	**(3,328)**	-
Net Increase/(Decrease) in Cash & Cash Equivalents	**21,780**	**(7,368)**	**(9,327)**	**(5,873)**	**(3,677)**	**(1,429)**	**(534)**	**239**	**(1,490)**	**(458)**	**2,087**
Plus Cash & Cash Equivalents - beginning of year	14,108	35,887	28,519	19,192	13,320	9,643	8,213	7,680	7,918	6,429	5,971
Cash & Cash Equivalents - end of year	**35,887**	**28,519**	**19,192**	**13,320**	**9,643**	**8,213**	**7,680**	**7,918**	**6,429**	**5,971**	**8,058**
Plus Investments on hand - end of year	131,171	111,392	90,985	93,475	95,109	95,721	95,647	99,826	100,632	70,060	70,761
Total Cash & Cash Equivalents & Investments	**167,058**	**139,911**	**110,178**	**106,795**	**104,752**	**103,934**	**103,327**	**107,744**	**107,061**	**76,031**	**78,819**

Item 1
Attachment 4

5. Performance Monitoring

The Inner West Council will use the following indicators to measure its financial performance. These measures are linked to those used in Council's published financial statements and also to the indicators used by the DLG in its annual publication of comparative information on councils in NSW. This means that the measures, and the Inner West Council's progress against them, are both transparent and comparable. A table of the projected rates is provided at the end of this section.

5.1 Operating Performance Ratio

This ratio measures a Council's achievement of containing operating expenditure within operating revenue. It is important to distinguish that this ratio is focusing on operating performance and hence capital grants and contributions, fair value adjustments and reversal or revaluation decrements are excluded.

5.2 Own Source Operating Revenue

This ratio measures financial flexibility. It is the degree of reliance on external funding sources such as operating grants and contributions. A Council's financial flexibility improves the higher the level of its own sourced revenue.

5.3 Unrestricted Current Ratio

The Unrestricted Current Ratio is specific to local government and is designed to represent a Council's ability to meet short term obligations as they fall due. Restrictions placed on various funding sources (e.g. Developer Contributions, RMS contributions) complicate the traditional current ratio used to assess liquidity of businesses as cash allocated to specific projects is restricted and cannot be used to meet a Council's other operating and borrowing costs.

5.4 Debt Services Cover Ratio

This ratio measures the availability of operating cash to service debt including interest, principal and lease payments.

5.5 Rates and Annual Charges Outstanding

This ratio assesses the impact of uncollected rates and annual charges on liquidity and the adequacy of recovery efforts.

5.6 Cash Expense Cover Ratio

This liquidity ratio indicates the number of months a Council can continue paying for its immediate expenses without additional cash inflow.

5.7 Building and Infrastructure Ratio

This ratio is to assess the rate at which these assets are being renewed against the rate at which they are depreciating.

5.8 Infrastructure Backlog Ratio

This ratio shows what proportion the backlog is against the total value of a Council's infrastructure.

5.9 Asset Maintenance Ratio

This ratio compares actual maintenance costs versus the required annual asset maintenance. A ratio of above 1.0 indicates that the Council is investing enough funds within the year to stop the Infrastructure Backlog from growing.

5.10 Capital Expenditure Ratio

This indicates the extent to which a Council is forecasting to expand its asset base with capital expenditure spent on both new assets, and also the replacement and renewal of existing assets.

Inner West Council - Key Performance Indicators

Key Performance Indicators - Scenarion 1	Benchmark	2018/19	2019/20	2020/21	2021/22	2022/23	2023/24	2024/25	2025/26	2026/27	2027/28	2028/29
Operating Performance Ratio	>0	(5.37)%	(7.49)%	(8.27)%	(6.81)%	(6.77)%	(6.81)%	(5.65)%	(5.52)%	(5.22)%	(4.94)%	(5.31)%
Own Source Operating Revenue	>60%	89.34%	83.43%	83.42%	89.43%	91.02%	91.02%	91.35%	91.87%	91.91%	92.02%	92.05%
Unrestricted Current Ratio	>1.5x	2.71	2.22	1.70	1.37	1.11	0.82	0.57	0.31	0.15	(0.05)	(0.11)
Debt Service Ratio	>2x	2.93	2.32	2.81	4.19	4.82	5.12	7.10	7.76	8.11	8.46	8.10
Rates and Annual Charges Outstanding Ratio	<5%	3.39%	3.36%	3.33%	3.29%	3.26%	3.23%	3.20%	3.16%	3.13%	3.10%	3.07%
Cash Expense Cover Ratio	>3 Months	9.86	7.92	6.04	4.98	4.09	3.16	2.41	1.62	1.12	0.54	0.31
Infrastructure Renewal Ratio	>100%	61.69%	182.39%	116.64%	99.41%	90.68%	84.12%	78.18%	76.08%	71.61%	73.02%	65.29%
Infrastructure Backlog Ratio	<2%	4.73%	3.78%	3.53%	3.51%	3.58%	3.71%	3.91%	4.13%	4.41%	4.66%	5.03%
Asset Maintenance Ratio	>1	1.70	1.62	1.63	1.65	1.68	1.71	1.73	1.76	1.79	1.82	1.85

Key Performance Indicators - Scenarion 2	Benchmark	2018/19	2019/20	2020/21	2021/22	2022/23	2023/24	2024/25	2025/26	2026/27	2027/28	2028/29
Operating Performance Ratio	>0	(1.26)%	2.80%	3.18%	4.56%	4.94%	4.90%	4.46%	4.74%	4.60%	4.61%	4.52%
Own Source Operating Revenue	>60%	86.27%	85.89%	84.90%	90.52%	89.15%	89.11%	89.05%	88.52%	88.35%	89.50%	90.70%
Unrestricted Current Ratio	>1.5x	2.95	2.20	1.71	1.65	1.32	1.19	1.12	1.00	1.64	0.16	0.11
Debt Service Ratio	>2x	3.66	4.61	6.15	7.98	9.30	9.89	11.13	12.12	11.83	12.30	1,262.59
Rates and Annual Charges Outstanding Ratio	<5%	3.10%	3.01%	2.92%	2.83%	2.75%	2.67%	2.59%	2.51%	2.43%	2.36%	2.29%
Cash Expense Cover Ratio	>3 Months	8.93	7.23	5.62	5.40	5.20	5.02	4.85	4.95	4.79	3.31	3.38
Infrastructure Renewal Ratio	>100%	114.87%	132.59%	150.94%	117.71%	111.76%	118.81%	114.60%	112.62%	113.73%	112.13%	102.47%
Infrastructure Backlog Ratio	<2%	9.13%	7.05%	5.99%	4.98%	3.98%	2.96%	1.94%	0.92%	1.00%	0.00%	0.00%
Asset Maintenance Ratio	>1	0.81	0.81	0.80	0.80	0.80	0.79	0.79	0.78	0.78	0.78	0.77

Item 1
Attachment 4

5.11 Review of Long Term Financial Plan

A final, qualitative performance measure will be the regular review of this Long Term Financial Plan. The Inner West Council is taking a continuous improvement approach to the LTFP. It is expected that the document will be progressively refined, as Council's knowledge regarding the various assumptions increases and as Council and the community begin to consider and discuss the various scenarios.

It is anticipated that Council will review the LTFP, including each of the scenarios, at least annually.

Translation Service
If you have questions on this document and need an interpreter, pleae call TIS National on 131 450 and ask them to call Inner West Council on 9392 5000

Υπηρεσία Διερμηνείας
Εάν έχετε ερωτήσεις αναφορικά με το παρόν έγγραφο και χρειάζεστε διερμηνέα, παρακαλούμε καλέστε την TIS National στο 131 450 και ζητήστε τους να καλέσουν το Inner West Council στο 9392 5000

Servizio traduzioni
Se avete domande su questo documento e necessitate di un interprete chiamate TIS National al numero 131 450 e chiedetegli di chiamarvi Inner West Council al numero 9392 5000

翻译服务
如果您对本文件有任何疑问，需要传译员帮助，请拨打TIS National的电话131 450，然后要求接通Inner West Council的电话9392 5000

Dịch vụ Thông Phiên dịch
Nếu quý vị có thắc mắc gì về tài liệu này và cần có thông dịch viên xin gọi cho TIS National qua số 131 450 và nhờ họ gọi cho Inner West Council qua số 9392 5000

خدمة الترجمة
إذا كانت لديك أسئلة حول هذا المستند وتحتاج إلى مترجم فوري، فاتصل بخدمة TIS National على الهاتف رقم 131 450 واطلب منهم الاتصال بـ Inner West Council على الرقم 9392 5000

Customer Service Centres
Petersham: 2-14 Fisher Street
Leichhardt: 7-15 Wetherill Street
Ashfield: 260 Liverpool Road
Phone (02) 9392 5000
www.innerwest.nsw.gov.au
© 2019 Inner West Council

INNER WEST COUNCIL



Delivery Program 2018-2022

Adopted June 2018
Draft amendments April 2019

INNER WEST COUNCIL

Aboriginal and Torres Strait Islander Statement

Inner West Council acknowledges the Gadigal and Wangal peoples of the Eora Nation, who are the traditional custodians of the lands in which the Inner West local government area (LGA) is situated.

We celebrate the survival of Aboriginal and Torres Strait Islander cultures, heritage, beliefs and their relationship with the land and water. We acknowledge the continuing importance of this relationship to Aboriginal and Torres Strait Islander peoples living today, despite the devastating impacts of European invasion. We express our sorrow for past injustices and support the rights of Aboriginal and Torres Strait Islanders to self determination.

Inner West Council understands our responsibilities and role in working with the Aboriginal community to promote cultural heritage and history, address areas of disadvantage, and protect and preserve the environment as well as sites of significance to Aboriginal peoples. In doing so, we acknowledge that Aboriginal cultures continue to strengthen and enrich our community.

Today, diverse groups of Aboriginal and Torres Strait Islander peoples live and work across the Inner West Council area. We admire the resilience displayed in their significant achievements and in making immense contributions to both Council and the broader community.

Inner West Council is committed to embedding the values and perspectives of the Aboriginal and Torres Strait Islander communities to ensure we learn from the mistakes of our past and forge a positive future of long-lasting value built on mutual respect, equality and opportunity.

Abbreviations

These abbreviations are used in this document:

Abbreviation	Full term or explanation
CSP	Community Strategic Plan – *Our Inner West 2036*
DP	Delivery Program
EFT	Equivalent full-time positions
LEP	Local Environmental Plan
DCP	Development Control Plan
KPI	Key performance indicator
LGBTIQ	Lesbian, gay, bisexual, transgender, intersex and queer/questioning
OP and B	Operational Plan and Budget

Contents

02 About the Delivery Program
03 Introduction from the Chief Executive Officer
04 Our community
05 Our elected Council
06 Integrated planning and reporting
07 Reporting on the Delivery Program
08 Resource commitments

09 Part A: Continuous service delivery
10 What Council does
11 Major Council projects
12 Inner West Council services

15 Part B: Four year initiatives
17 Strategic Direction 1: An ecologically sustainable Inner West
23 Strategic Direction 2: Unique, liveable, networked neighbourhoods
29 Strategic Direction 3: Creative communities and a strong economy
32 Strategic Direction 4: Caring, happy and healthy communities
38 Strategic Direction 5: Progressive local leadership

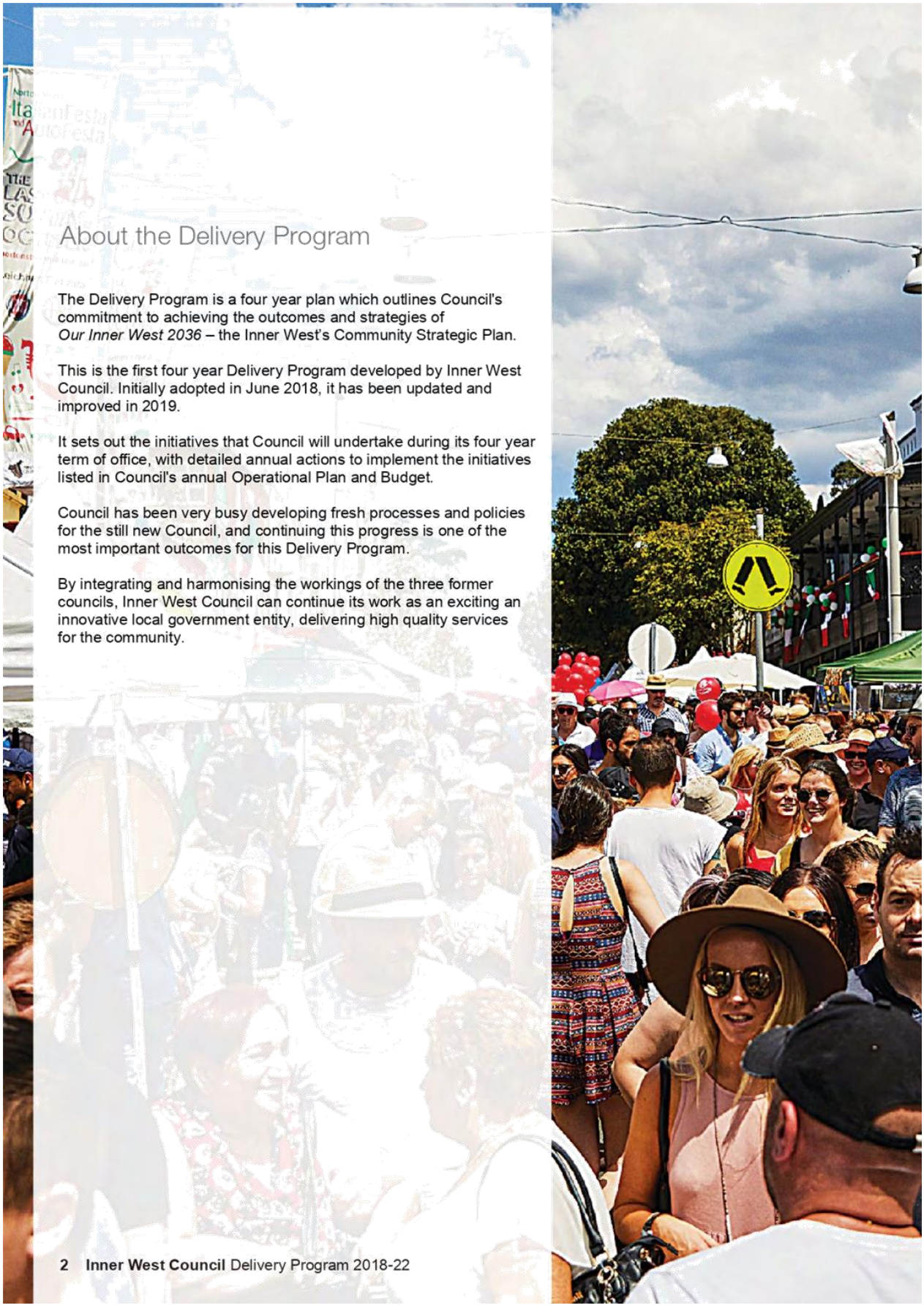

About the Delivery Program

The Delivery Program is a four year plan which outlines Council's commitment to achieving the outcomes and strategies of *Our Inner West 2036* – the Inner West's Community Strategic Plan.

This is the first four year Delivery Program developed by Inner West Council. Initially adopted in June 2018, it has been updated and improved in 2019.

It sets out the initiatives that Council will undertake during its four year term of office, with detailed annual actions to implement the initiatives listed in Council's annual Operational Plan and Budget.

Council has been very busy developing fresh processes and policies for the still new Council, and continuing this progress is one of the most important outcomes for this Delivery Program.

By integrating and harmonising the workings of the three former councils, Inner West Council can continue its work as an exciting an innovative local government entity, delivering high quality services for the community.





Introduction from the Chief Executive Officer

I am proud to present my first Delivery Program as CEO, which informs the Inner West community about what Council plans to do, and will do, over the next four years.

The Delivery Program is presented in two parts:

- **Part A:** Continuing to deliver essential and established services
- **Part B:** Key initiatives over four years that deliver on the Community Strategic Plan (CSP)

The plan is part of a suite of documents that includes the Community Strategic Plan and the Operational Plan. The Operational Plan 2019/20 gives greater detail on how the above initiatives will be delivered in the coming year.

For ease of reading, the Operational Plan is broken down into Council service areas.

Delivering the Community Strategic Plan - *Our Inner West 2036*

The Community Strategic Plan, *Our Inner West 2036* is a long term plan with an 18-year timeframe.

It is a whole of community and government plan requiring input and collaboration from many stakeholders and includes outcomes and strategies that are the responsibility of some of those stakeholders.

This Delivery Program is Council's first step towards realising the outcomes and strategies contained in the Community Strategic Plan.

Michael Deegan
Chief Executive Officer

Our community

Inner West local government area **Population: 192,030** **Area: 3,519 hectares**

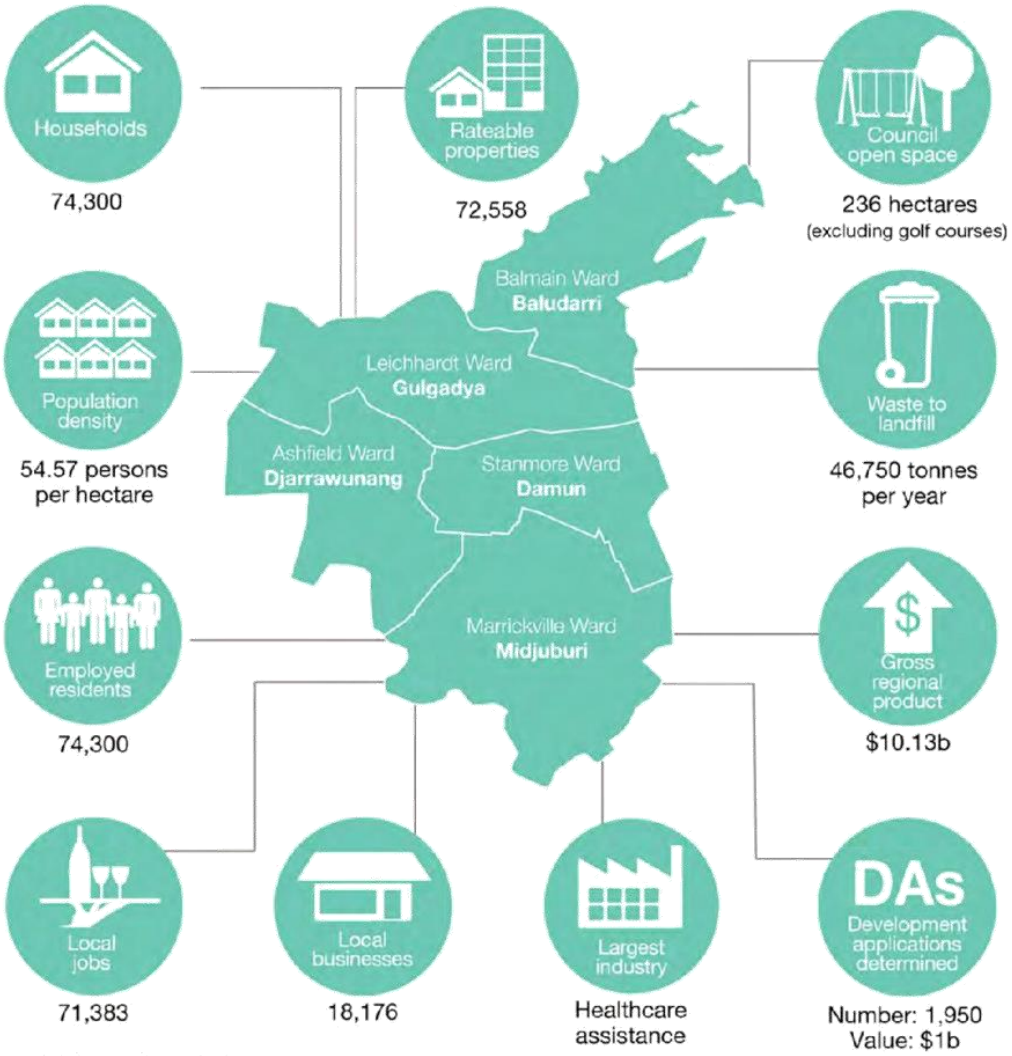

Note: Statistics based on 2016 data.

Local Democracy Groups

As part of its commitment to local democracy, Inner West Council established Local Democracy Groups, which form part of a broader Community Engagement Framework adopted in June 2017:

- Aboriginal and Torres Strait Islander
- Access
- Arts and Culture
- Bicycle
- Environment
- Housing and Affordability
- International Women's Day
- LGBTIQ+
- Multicultural
- Quarterly Business Forum
- Planning and Heritage
- River Catchments
- Seniors
- Social Strategy
- Sydenham to Bankstown
- Transport
- Young Leaders

Our elected Council

Inner West Council has 15 Councillors in five wards: Ashfield - Djarrawunang; Balmain - Baludarri; Leichhardt - Gulgadya; Marrickville - Midjuburi; and Stanmore - Damun.

In accordance with the Local Government Act, councillors review the performance of Council and its service delivery, financial and management plans and annual budgets, and make decisions regarding Council's policies and programs.



Mayor Darcy Byrne (LAB)
Balmain Ward – Baludarri
darcy.byrne@innerwest.nsw.gov.au



Clr Rochelle Porteous (GRN)
Balmain Ward – Baludarri
rochelle.porteous@innerwest.nsw.gov.au



Clr John Stamolis (IND)
Balmain Ward – Baludarri
john.stamolis@innerwest.nsw.gov.au



Deputy Mayor Victor Macri (IND)
Marrickville Ward – Midjuburi
victor.macri@innerwest.nsw.gov.au



Clr Colin Hesse (GRN)
Marrickville Ward – Midjuburi
colin.hesse@innerwest.nsw.gov.au



Clr Sam Iskandar (LAB)
Marrickville Ward – Midjuburi
sam.iskandar@innerwest.nsw.gov.au



Clr Mark Drury (LAB)
Ashfield Ward – Djarrawunang
mark.drury@innerwest.nsw.gov.au



Clr Tom Kiat (GRN)
Ashfield Ward – Djarrawunang
tom.kiat@innerwest.nsw.gov.au



Clr Julie Passas (LIB)
Ashfield Ward – Djarrawunang
julie.passas@innerwest.nsw.gov.au



Clr Pauline Lockie (IND)
Stanmore Ward – Damun
pauline.lockie@innerwest.nsw.gov.au



Clr Louise Steer (GRN)
Stanmore Ward – Damun
louise.steer@innerwest.nsw.gov.au



Clr Anna York (LAB)
Stanmore Ward – Damun
anna.york@innerwest.nsw.gov.au



Clr Marghanita Da Cruz (GRN)
Leichhardt Ward – Gulgadya
marghanita.da.cruz@innerwest.nsw.gov.au



Clr Lucille McKenna OAM (LAB)
Leichhardt Ward – Gulgadya
lucille.mckenna@innerwest.nsw.gov.au



Clr Vittoria Raciti (LIB)
Leichhardt Ward – Gulgadya
vittoria.raciti@innerwest.nsw.gov.au

Council and committee meetings

Council conducts its business and decision making in formal Council and committee meetings. These meetings are open to the public, except in specific circumstances. Inner West Council meetings are livestreamed on Council's website.

Council's committees

- Local Traffic Committee
- Audit, Risk and Improvement Committee
- Local Emergency Management Committee
- Flood Management Advisory Committee

Integrated planning and reporting

This Delivery Program is part of the process of Integrated Planning and Reporting (IP&R). This process is led by the NSW Government and provides a framework for all councils in NSW, including Inner West, to plan, deliver and monitor services for our community.

The key elements of the framework are structured in Inner West as follows:

1. *Our Inner West 2036* – the Inner West Community Strategic Plan (CSP). This plan identifies the community the Inner West aspires to be by 2036.

2. ***Delivery Program (DP) 2018/22*** – is the four year Council plan which outlines its commitment to achieving the outcomes and strategies of the CSP. It sets out the initiatives that council will undertake during its four year term of office.

3. *Operational Plan and Budget (OP and B)* – outlines the detailed annual actions and planned expenditure that council will undertake to work towards the community vision.

4. *Resourcing Strategy* – sits alongside the CSP, DP, and OP and B to support and resource our long term commitment. The Resourcing Strategy consists of four key components:
   - Long Term Financial Plan
   - Asset Management Strategy and Plans
   - Information and Communications Technology (ICT) Strategy
   - Workforce Management Strategy

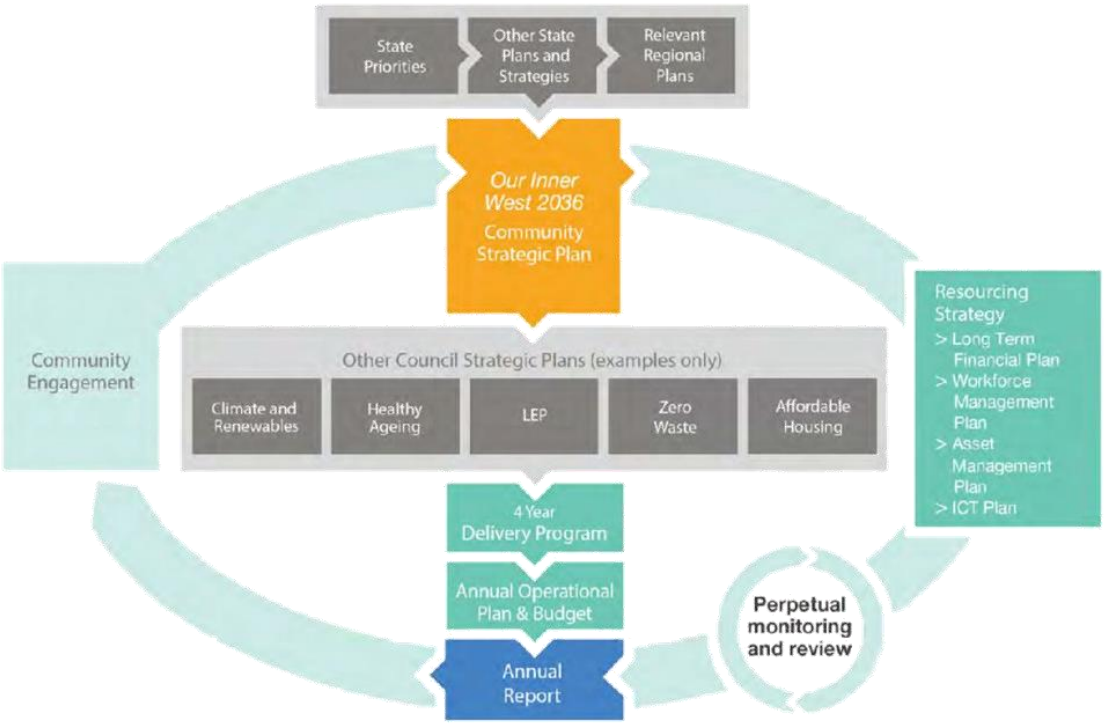

Reporting on the Delivery Program



Making the most of amalgamation

In 2016 Inner West Council was created through an amalgamation of Ashfield, Leichhardt and Marrickville councils.

This amalgamation provides an opportunity for Inner West Council to make service delivery more efficient by taking advantage of its larger scale.



All essential and established services will be systematically harmonised and reviewed to ensure that the Inner West community continues to receive the best value services possible benefitting from the creation of Inner West Council.

Resource commitments

This DP reflects these resource commitments:

- Council business will continue as usual with pre-amalgamation service levels maintained and with these service levels harmonised over time
- Efficiencies and increased revenue opportunities will be investigated
- The infrastructure renewal program will be maintained
- No forced redundancy of staff

Four year financial estimates	2018/19 ($'000)	2019/20 ($'000)	2020/21 ($'000)	2021/22 ($'000)	2022/23 ($'000)
Income from Continuing Operations					
Domestic Waste Charge	39,477	40,637	41,354	42,430	43,326
General Revenue	188,842	122,001	123,521	126,862	130,293
User Charges & Fees	42,962	44,648	49,351	51,996	54,056
Interest Income	5,167	5,277	5,389	5,503	5,620
Other Income	25,730	26,291	25,859	26,204	26,807
Profit or (Loss) on Disposal	182	(70)	(425)	(78)	(451)
Total Income from Continuing Operations	**232,361**	**238,785**	**245,049**	**252,918**	**259,651**
Expenses from Continuing Operations					
Employee Costs	124,376	134,750	140,857	144,663	146,409
Borrowing Costs	1,443	1,969	1,737	1,582	1,456
Materials & Contracts	61,575	64,173	64,787	64,618	69,084
Other Expenses	34,983	34,200	35,468	35,701	36,652
Depreciation & Amortisation	31,647	33,080	34,378	35,116	35,707
Total Expenses from Continuing Operations	**254,024**	**268,172**	**2771227**	**281,681**	**289,308**
Total Surplus/(Deficit) before Funding	**(21,663)**	**(29,387)**	**(32,178)**	**(28,763)**	**(29,657)**
Operating Grants & Contributions					
Operating Grants	**8,891**	**10,620**	**10,568**	**10,719**	**10,875**
Total Surplus/(Deficit) after Operating Grants	**(12,772)**	**(18,767)**	**(21,610)**	**(18,043)**	**(18,782)**
Funding Contributions & Overhead Allocations					
Capital Grants & Contributions	18,830	36,819	38,131	19,177	14,741
Overhead Allocation	-	-	-	-	-
Funding from/(to) Restricted Funds	54,280	(11,915)	(2,082)	(12,729)	(14,457)
Funding from/(to) General Funds including Rates	15,621	73,398	39,060	33,157	30,744
Total Surplus/(Deficit) after Capital Grants, Contributions & Funding	**75,958**	**79,535**	**53,499**	**21,562**	**12,245**
Less Non-Cash Items					
Non-Cash	-	36,580	37,878	38,616	39,207
Total Surplus/(Deficit) after Non-Cash Items	**75,958**	**116,115**	**91,377**	**60,178**	**51,452**
Capital Works					
Capital Works	75,958	116,115	91,377	60,178	51,452
Total Surplus/(Deficit) after Capital Works	**0**	**(0)**	**0**	**(0)**	**(0)**



Item 1

Attachment 5

What Council does

Council delivers a wide range of essential and established services to the people of the Inner West. The scale and scope of services provided by Inner West Council could surprise many people. This is only part of what Council does to provide the Inner West with great services.



Manages **assets** with a total replacement value of: **$1,783,959,000**
or **$9290 asset value per resident**



Employs **1,530** people **in full, part time or casual work** in **1,014 EFT positions**
Issues **72,558 rates notices** each year



Maintains **346km** of **local road** and **77.4km** of **laneways** which is **474ha** of **roadway**
Maintains **40km** of **regional road** with grant assistance from the NSW Government
Maintains **845km** of footpath



Maintains **25 sportsgrounds**



Provides **31 rooms available for hire**



Maintains **62 public toilet buildings** including in **46 parks**

Maintains **328ha of parks and playgrounds**
Maintains **310 parks**

Maintains **7.7km of seawall** along **17km of harbour frontage**



8 libraries with **1,015,838 visits** a year and **over 1 million library items borrowed**



5 aquatic centres with **1,540,000 visits a year**



Provides or supports **645 childcare places** and **760 out of school hours care places**



Maintains a **website** with over **2,700,000 page views** each year



Undertakes **616 inspections of registered premises** a year
(including food shops, tattoo parlours, etc)



Services **73,000 waste bins** (garbage, recycling and green)
Picks up **38,300 tonnes of garbage** every year or 199kg for every resident
Picks up **19,800 tonnes of material for recycling** every year or **103kg for every resident**

Major Council projects

Major projects that renew and upgrade significant facilities can take many years to complete from the initial consultation and planning phases through to construction and launch of a new facility. Large scale projects often require more than the four years of a DP to move from conception, planning, funding to completion.

The major projects that are already underway and will be completed as part of this DP include:

- **Ashfield Aquatic Centre upgrade** which is scheduled to be open to the public in 2020
- **Patyegarang Place, including Marrickville Library and community spaces**, as part of the redevelopment of the former Marrickville Hospital site is scheduled to be open to the public in late 2019
- **GreenWay** multi-purpose active transport and biodiversity link – implement the recommendations of the GreenWay Master Plan
- **Draft Inner West Urban Local Environmental Plan** (LEP) and Development Control Plan (DCP) scheduled for initial public consultation in 2019



Artist impression of the new Ashfield Aquatic Centre



Artist impression of the new Marrickville Library

NSW Government initiatives

The NSW Government has a number of current initiatives that will significantly impact on life in the Inner West. Inner West Council is active in advocating for the best outcomes for the Inner West community.

- WestConnex
- Sydenham to Bankstown Urban Renewal Corridor
- Parramatta Road Urban Transformation Program
- The Bays Precinct Sydney
- Callan Park

More information about Inner West Council's response to these NSW Government initiatives can be found on Council's website.

Inner West Council services

Inner West Council provides a range of services to the community. These services use a continuous improvement approach to monitor and evaluate their delivery and to ensure that they are making a major contribution to Council's effort to deliver on the CSP. This is a summary of what they provide on a day to day basis.



Children and Family Services

- Provide Council's education and care services for children aged 12 years and under including long day care, family day care, preschool, occasional care and out of school hours care



Community Events

- Organise major local events including Marrickville Festival, Ashfield Carnival of Cultures, ANZAC Day, Australia Day, Celebrate 2044, Dulwich Hill Village Fair, Footprints Ecofestival and Bairro Português



Community Services and Culture

- Provide programs and services to support community wellbeing and position the Inner West as an arts and cultural destination
- Activate Council's community facilities to foster community building, participation and social support



Development Assessment

- Provide accurate, timely and consistent planning and building advice to customers and high quality decisions and development outcomes



Environment and Sustainability

- Run sustainability education programs and support volunteer projects
- Undertake planning for biodiversity and green infrastructure to protect ecological assets across the Inner West



Footpaths, Roads, Traffic and Stormwater

- Construct and maintain road pavements, kerb and gutter, footpaths, cycleways, bridges, stormwater drainage and public carparks



Library and History Services

- Deliver library services to approximately 100,000 members and one million visitors, including access to technology and activity programs
- Manage historical collections and present exhibitions



Aquatic Services

- Manage Ashfield Aquatic Centre, Dawn Fraser Baths and Leichhardt Park Aquatic Centre and the service provider contracts for Annette Kellerman Aquatic Centre and Fanny Durack Aquatic Centre to ensure programming meets the needs of the community



Regulatory Services

- Manage the urban environment in a way that protects life, property and amenities through the use of regulatory tools and education



Resource Recovery

- Provide education to promote reuse, recycling and disposal of materials
- Deliver waste, recycling and green waste collection services to more than 90,000 households and businesses across the Inner West



Strategic Planning

- Protect the natural and built environment, shape future growth and guide infrastructure delivery through land use policy and strategy development
- Develop outcomes based organisational strategy that reflects community needs and aspirations through effective integrated planning and reporting



Trees, Parks and Streetscapes

- Maintain, renew and upgrade parks, reserves and sporting grounds and public open space
- Coordinate recreation planning and programs for parks
- Maintain Council's trees



Corporate Support Services

The corporate support services that underpin the efficient and effective delivery of Council's services are:

- Civic Governance, Customer Service and Business Excellence
- Communications and Engagement
- Finance
- Human Resources
- Information and Communications Technology
- Legal
- Procurement
- Properties, Major Building Projects and Facilities


9569 6565
OPTOM



PART B:
Four Year Initiatives

Item 1
Attachment 5

Reading the four year initiatives

How this section is structured

Over the next four years, Council plans to respond to the five strategic directions identified by the community in *Our Inner West 2036* – the Community Strategic Plan for the Inner West community. These directions form the structure of this section of the Delivery Program.

The strategic directions are:

1. An ecologically sustainable Inner West
2. Unique, liveable, networked neighbourhoods
3. Creative communities and a strong economy
4. Caring, happy, healthy communities
5. Progressive local leadership

In *Our Inner West 2036*, each strategic direction is accompanied by the outcomes the community would like to achieve by 2036, as well as strategies to achieve them. Each four year initiative in this section of the Delivery Program has been developed to deliver on one or more of these strategies.

Understanding the content

Guiding strategies	Council's key guiding strategies or plans that are already adopted, underway or planned. This currently also includes some legacy strategies from the former Ashfield, Leichhardt and Marrickville councils which are yet to be harmonised. Each of the new strategy documents link to strategies in *Our Inner West 2036*, and when adopted, provide more detail about what Council plans to do and why.
Measuring our progress	This includes key performance indicators, targets and benchmarks that Council will use to demonstrate progress against each strategic direction.
Planned capital projects	One-off projects and associated budgets Council is delivering, which work to each strategic direction.
Outcomes	Outcomes the community would like to achieve by 2036, which have been identified in *Our Inner West 2036*. These were developed with extensive community engagement.
CSP strategies	Strategies to meet the outcomes, also identified in *Our Inner West 2036*.
Initiatives	Four year initiatives that Council will deliver to respond to the strategies identified in *Our Inner West 2036*.

Review of four year initiatives

Since many of the initiatives in this Delivery Program involve the development of integrated Council-wide strategies and the review of services, responding to these strategies and any service reviews will require adjustment and change.

For this reason the Delivery Program was reviewed in 2019 and may experience further minor amendments before its expiry.



Strategic Direction 1: An ecologically sustainable Inner West

Guiding strategies

- Carry Forward: **Strategy for a Water Sensitive Community** (Marrickville Council)
- Carry Forward: **Biodiversity Strategy** (Marrickville Council)
- Carry Forward: **Climate Plan** (Marrickville Council)
- Carry Forward: **Environmental Sustainability Plan** (Leichhardt Council)
- Carry Forward: **Our Energy Future Renewable Energy Master Plan** (South Sydney Regional Organisation of Councils)
- Carry Forward: **Regional Waste and Resource Recovery Strategy** (South Sydney Regional Organisation of Councils)
- Carry Forward: **GreenWay Biodiversity Strategy** (Inner West and Canterbury Bankstown Councils)
- In Development: **Inner West Zero Waste Strategy**
- Planned: **Inner West Urban Ecology Strategy**
- Planned: **Urban Forest Policy**
- Planned: **Inner West Climate and Renewables Strategy**
- Planned: **Street Tree Master Plan**
- Planned: **Inner West Council Resource Recovery Policy**

Measuring our progress

Key Performance Indicator	Trend or target June 2022	Benchmark 2017
Community satisfaction with household garbage collection	Maintain	4.30
Community satisfaction with environmental education programs and initiatives	Increase or maintain	3.30
Community satisfaction with encouraging recycling	Increase or maintain	3.73
Community satisfaction with removal of illegally dumped rubbish	Increase or maintain	3.48
Community satisfaction with protecting the natural environment	Increase or maintain	3.46
Community satisfaction with tree management	Increase or maintain	3.12
Tonnes of carbon emissions generated by Inner West Council	Trending down	23,000 tonnes per year
% Inner West Council investment in fossil fuels	Trending down	26% (2017/18)
Number of bushcare volunteers	Maintain	1,400
Kilograms of total waste stream to landfill per resident	Trending down to 150kg per resident each year	199 kg (2016/17)
Kilograms of residential waste collected in red-lid bins that could be recycled (other than organic matter)	Reduce to 183kg per resident per year	244kg (2016/17)
Recovery of green waste from the waste stream per resident each year	Trending up	37 kg
% of residential waste collected in red-lid bins that is food and garden organic matter	Reduce to 29% (average of 10kg per week in each red-lid bin)	39% (2016/17)
% of E-waste and chemical waste recovered, recycled or safely disposed	90%	
% Bulky household items picked up by Inner West Council reused, recycled or recovered	50% recovery rate (reused, recycled or recovered)	12%
Tonnes of waste collected from illegal dumping	Reduce by 25% to 2045 tonnes each year	2727 (2016/17)

Planned Capital Projects

Project Description	2019/20 ($'000)	2020/21 ($'000)	2021/22 ($'000)	2022/23 ($'000)
Sea Walls Capital	-	61	70	-
Stormwater Renewal	1,295	1,259	1,450	1,595
Stormwater Upgrade	1,175	535	1,240	1,035
Wharves Capital	-	15	-	-
Total	**2,470**	**1,870**	**2,760**	**2,630**

Outcome 1.1

The people and infrastructure of Inner West contribute positively to the environment and tackling climate change

CSP Strategy	Initiative	Y.1 18/19	Y.2 19/20	Y.3 20/21	Y.4 21/22	Lead Service Unit
1.1.1 Provide the support needed for people to live sustainably	1.1.1.1: Renew and upgrade seawalls in line with the Seawalls and Wharves capital program					Trees, Parks and Streetscapes
	1.1.1.2: Establish and maintain a Green Living Centre Program					Environment and Sustainability
	1.1.1.3: LED street lighting accelerated replacement					Footpaths, Roads, Traffic and Stormwater
1.1.2 Reduce urban heat and manage its impact	1.1.2.1: Undertake the street tree planting and establishment program					Trees, Parks and Streetscapes
	1.1.2.2: Conduct gap analysis and audit of street tree data					Trees, Parks and Streetscapes
	1.1.2.3: Establish a sustainable proactive maintenance program and forward inspection program for all Council trees					Trees, Parks and Streetscapes
	1.1.2.4: Continue to work with Ausgrid for appropriate pruning standards for street trees, including the adoption of an Inner West Local Precinct Plan					Trees, Parks and Streetscapes
	1.1.2.5: Seek and maintain partnerships to support adaptation to urban heat					Environment and Sustainability
1.1.3 Create spaces for growing food	1.1.3.1: Seek and maintain research and on- ground partnerships around growing food in urban areas					Environment and Sustainability
1.1.4: Develop planning controls to protect and support a sustainable environment	*While no key projects are programmed, this work is ongoing as required as part of business as usual.*					
1.1.5 Provide green infrastructure that supports increased ecosystem services	1.1.5.1: Provide, renew and upgrade stormwater infrastructure					Footpaths, Roads, Traffic and Stormwater
	1.1.5.2: Design and implement prioritised green infrastructure in the public domain					Environment and Sustainability

Outcome 1.2

Inner West has a diverse and increasing urban forest that supports connected habitats for flora and fauna

CSP Strategy	Initiative	Y.1 18/19	Y.2 19/20	Y.3 20/21	Y.4 21/22	Lead Service Unit
1.2.1: Support people to protect, restore, enhance and connect with nature in Inner West	1.2.1.1: Develop and deliver an Urban Ecology Education and Incentives Program					Environment and Sustainability
	1.2.1.2: Manage urban ecology volunteer programs and facilities					Environment and Sustainability
1.2.2: Maintain and increase Inner West's tree canopy and urban forest, and enhance biodiversity corridors	1.2.2.1: Maintain, protect and enhance the Inner West's current ecological assets					Environment and Sustainability
	1.2.2.2: Develop and implement an Urban Forest Policy and Street Tree Master Plan					Trees, Parks and Streetscapes
1.2.3: Protect, conserve and enhance existing natural area sites for species richness and diversity	1.2.3.1: Develop Urban Ecology strategies and policies					Environment and Sustainability

Outcome 1.3

The community is water-sensitive, with clean, swimmable waterways

CSP Strategy	Initiative	Y.1 18/19	Y.2 19/20	Y.3 20/21	Y.4 21/22	Lead Service Unit
1.3.1: Collaborate to deliver water-sensitive plans, decisions and infrastructure	1.3.1.1: Partner with regional stakeholders on catchment and waterway health					Environment and Sustainability
1.3.2: Supply water from within Inner West catchments	1.3.2.1: Develop and implement a stormwater harvesting plan for Inner West					Environment and Sustainability

Outcome 1.4

Inner West is a zero-emissions community that generates and owns clean energy

CSP Strategy	Initiative	Y.1 18/19	Y.2 19/20	Y.3 20/21	Y.4 21/22	Lead Service Unit
1.4.1 Support local adoption of clean renewable energy	1.4.1.1: Develop and implement the Inner West Climate and Renewables Strategy					Environment and Sustainability
	1.4.1.2: Pursue opportunities to drive an increase in renewable energy in the Inner West for Council and the community					Environment and Sustainability
	1.4.1.3: Focus efforts to drive efficiency and manage demand for energy across Council operations and reduce corporate emissions					Environment and Sustainability
	1.4.1.4: Update planning controls and agreements to maximise the uptake of renewable energy and installation of green infrastructure in new developments and clarify processes for existing buildings					Environment and Sustainability
	1.4.1.5: Use operational efficiencies to reduce plant and vehicle numbers					Trees, Parks and Streetscapes
1.4.2: Support development of a transport network that runs on clean renewable energy	1.4.2.1: Develop and implement a sustainable fleet and procurement strategy					Trees, Parks and Streetscapes

Outcome 1.5

Inner West is a zero waste community with an active share economy

CSP Strategy	Initiative	Y.1 18/19	Y.2 19/20	Y.3 20/21	Y.4 21/22	Lead Service Unit
1.5.1: Support people to avoid waste, and reuse, repair recycle and share	1.5.1.1: Develop an Inner West Zero Waste Strategy and Action Plan Policy					Environment and Sustainability
1.5.2: Provide local reuse and recycling infrastructure	1.5.2.1: Develop and operate a second Inner West Council Community Recycling Centre for problem wastes					Environment and Sustainability
	1.5.2.2: Promote zero waste avoidance, reuse recycling and repair					Environment and Sustainability
	1.5.2.3: Increase reuse opportunities and develop a local reuse centre					Environment and Sustainability
1.5.3: Divert organic material from landfill	1.5.3.1: Provide options for residents to divert organics at home, in the community and through a kerbside service					Environment and Sustainability
1.5.4: Advocate for comprehensive Extended Producer Responsibility	1.5.4.1: Collaborate with stakeholders to support delivery of the Inner West Zero Waste Strategy and Action Plan					Environment and Sustainability

Strategic Direction 2: Unique, liveable, networked neighbourhoods

Guiding strategies

- Adopted: **Inner West Affordable Housing Policy**
- Adopted: **Inner West Council Homelessness Policy**
- Adopted: **GreenWay MasterPlan: Cooks to Cove GreenWay**
- Adopted: **Parramatta Road Corridor Urban Amenity Improvement Plan**
- Adopted: **Transport Asset Management Plan**
- Adopted: **Stormwater Asset Management Plan**
- In Development: **Inner West Council Development Contribution Plan**
- In Development: **Inner West Integrated Transport Strategy**
- In Development: **Inner West Local Environment Plan (LEP) and Development Control Plan (DCP)**
- In Development: **Inner West Housing Strategy**
- Planned: **Creative Communities, Public Art and Place Making Framework**
- Planned: **Inner West Public Domain Strategy**
- Planned: **Inner West Active Transport Plan**

Measuring our progress

Key Performance Indicator	Trend or target June 2022	Benchmark 2017
Community satisfaction with long term planning for Council area	Increase	2.97
Community satisfaction with managing development in the area	Increase	2.83
Community satisfaction with protection of heritage buildings and items	Increase	3.23
Community satisfaction with protection of low rise residential areas	Increase	2.95
Community satisfaction with appearance of your local area	Increase or maintain	3.51
Community satisfaction with maintenance and cleaning of town centres	Increase or maintain	3.67
Community satisfaction with graffiti removal	Increase or maintain	3.38
Community satisfaction with stormwater management and flood mitigation	Increase or maintain	3.48
Community satisfaction with maintaining local roads excluding major routes	Increase	3.17
Community satisfaction with maintaining footpaths	Increase	3.08
Community satisfaction with cycleways	Increase	3.00
Community satisfaction with management of parking	Increase	2.74
Community satisfaction with traffic management and road safety	Increase	3.18
Increase number of trees on Council owned land including street trees	Increase	900 planted each year
Total number of affordable housing units transferred to Council or a community housing provider	At least 20	4

Planned capital projects

Project Description	2019/20 ($'000)	2020/21 ($'000)	2021/22 ($'000)	2022/23 ($'000)
Alex Trevallion Plaza	800	-	-	-
Ashfield Town Centre Upgrade	1,000	-	-	-
Bridges - Capital	880	35	375	300
Capital Program Footpaths Roads Traffic and Stormwater	300	-	-	-
Car Parks - Capital	35	180	285	200
Cycleways - Capital	4,235	5,040	5,771	2,540
Dobroyd Parade/City West Link - rock armour wall	500	450	-	-
Footpaths Renewal	2,496	2,200	2,454	2,765
Footpaths Upgrade	250	260	145	320
Greenway capital budget	1,060	9,950	2,100	-
Greenway Central Links Construction	10,067	-	-	-
Kerb & Gutter Renewal	415	480	370	940
Local Roads Renewal	5,418	5,009	5,143	7,846
New Plaza-Darling St & Montague St (old Telstra Site)	540	-	-	-
Playground Renewal and Upgrade Strategy	180	-	-	-
Playground Strategy Works	333	183	667	395
Regional Roads Renewal	400	1,445	1,000	785
Roadside Furniture	100	188	100	100
Shade sail additional - as per shade sail plan	305	-	-	-
Town Centres Upgrade	140	590	3,520	2,000
Traffic and Parking Management	165	165	165	165
Traffic Facilities	1,865	410	1,085	1,435
Urban Amenity Improvement Program	6,718	16,678	-	-
Total	**38,202**	**43,263**	**23,180**	**19,791**

Outcome 2.1
Development is designed for sustainability and makes life better

CSP Strategy	Initiative	Y.1 18/19	Y.2 19/20	Y.3 20/21	Y.4 21/22	Lead Service Unit
2.1.1: Pursue integrated planning and urban design across public and private spaces to suit community and local environment needs	2.1.1.1: Prepare an Inner West Council Development Contribution Plan under Sec 7.11 and Sec 7.12 of the Environmental Planning and Assessment Act (formerly s.94 and s.94A)					Strategic Planning
	2.1.1.2: Prepare a Local Strategic Planning Statement					Strategic Planning
	2.1.1.3: Prepare an Inner West Local Environmental Plan (LEP) and Development Control Plan (DCP)					Strategic Planning
	2.1.1.4: Review, update and improve education materials, website information, application forms and guidelines					Development Assessment and Regulatory Services
	2.1.1.5: Implementation of the Swimming Pool Inspection Program					Development Assessment and Regulatory Services
2.1.2: Identify and pursue innovative and creative solutions to complex urban planning and transport issues	2.1.2.1: Establish Inner West as a leader in finding innovative solutions and partnerships to complex urban sustainability issues					Environment and Sustainability
	2.1.2.2: Prepare masterplans for the Parramatta Road Urban Amenity Improvement Program projects					Strategic Planning
	2.1.2.3: Develop and implement the Parramatta Road Urban Infrastructure Program works (Undertake Parramatta Road Urban Amenity Improvement Program)					Footpaths, Roads, Traffic and Stormwater
	2.1.2.4: Undertake master planning as part of the NSW Government's Precinct Support Scheme for the Sydenham station area					Strategic Planning
2.1.3: Improve the quality, and investigate better access and use of existing community assets	2.1.3.1: Prioritise playground renewal and upgrade through a long term Playground Strategy					Trees, Parks and Streetscapes
	2.1.3.2: Prioritise shade sail renewal and upgrade through a Shade Sail Strategy					Trees, Parks and Streetscapes
2.1.4: Develop planning controls that protect and support a sustainable environment and contribute to a zero emissions and zero waste community	*While no key projects are programmed, this work is ongoing as required as part of business as usual.*					

Outcome 2.2

The unique character and heritage of neighbourhoods is retained and enhanced

CSP Strategy	Initiative	Y.1 18/19	Y.2 19/20	Y.3 20/21	Y.4 21/22	Lead Service Unit
2.2.1: Provide clear and consistent planning frameworks and processes that respect heritage and the distinct characters of urban villages	2.2.1.1: Increase provision of pre-lodgement planning and heritage advice by Council staff					Development Assessment and Regulatory Services
	2.2.1.2: Increase the provision of Building Certification Services by Council in Inner West					Development Assessment and Regulatory Services
2.2.2: Manage change with respect for place, community history and heritage	2.2.2.1: Crown Land Act changes will transfer the Native Title management responsibility to Council from July 2018					Properties, Major Projects and Facilities
	2.2.2.2: Prepare and submit documentation to support Haberfield Heritage Conservation Area being included in the NSW Heritage Act schedules					Strategic Planning

Outcome 2.3

Public spaces are high quality, welcoming and enjoyable places, seamlessly connected with their surroundings

CSP Strategy	Initiative	Y.1 18/19	Y.2 19/20	Y.3 20/21	Y.4 21/22	Lead Service Unit
2.3.1: Plan and deliver public spaces that fulfil and support diverse community needs and life	2.3.1.1: Prepare the Inner West Public Domain Study and Strategy					Strategic Planning
	2.3.1.2: Develop and implement Master Plans for the public domain					Strategic Planning
	2.3.1.3: Enhance streetscapes and town centres					Footpaths, Roads, Traffic and Stormwater
	2.3.1.4: Deliver interpretation artwork at the site of the former Datchett St, Balmain East incinerator					Trees, Parks and Streetscapes
	2.3.1.5: Support the Creative Communities, Public Art and Place Making Framework					Community Services and Culture
2.3.2: Ensure private spaces and developments contribute positively to their surrounding public spaces	2.3.2.1: Identify opportunities and/or lobby for additional open space in association with large development					Strategic Planning
2.3.3: Advocate for and develop planning controls that retain and protect existing public and open spaces	2.3.3.1: Establish the Callan Park Trust					Trees, Parks and Streetscapes

Outcome 2.4

Everyone has a roof over their head and a suitable place to call home

CSP Strategy	Initiative	Y.1 18/19	Y.2 19/20	Y.3 20/21	Y.4 21/22	Lead Service Unit
2.4.1: Ensure the expansion of social, community and affordable housing, distributed across Inner West, facilitated through proactive policies	*While no key projects are programmed, this work is ongoing as required as part of business as usual.*					
2.4.2: Encourage diversity of housing type, tenure and price in new developments	2.4.2.1: Prepare an Inner West Housing Study and Strategy					Strategic Planning
2.4.3: Assist people who are homeless or sleeping rough	2.4.3.1: Implement the Inner West Homelessness Policy					Community Services and Culture

Outcome 2.5

Public transport is reliable, accessible, connected and enjoyable

While this outcome is the primary responsibility of other stakeholders, Inner West Council is working collaboratively with them to support better public transport.

CSP Strategy	Initiative	Y.1 18/19	Y.2 19/20	Y.3 20/21	Y.4 21/22	Lead Service Unit
2.5.1: Advocate for improved public transport services to, through and around Inner West	*While no key projects are programmed, Council collaborates and advocates with external stakeholders including the NSW Government as and when required.*					
2.5.2: Advocate for, and provide, transport infrastructure that aligns to population growth	*While no key projects are programmed, Council collaborates and advocates with external stakeholders including the NSW Government as and when required.*					

Outcome 2.6

People are walking, cycling and moving around Inner West with ease

CSP Strategy	Initiative	Y.1 18/19	Y.2 19/20	Y.3 20/21	Y.4 21/22	Lead Service Unit
2.6.1: Deliver integrated networks and infrastructure for transport and active travel	2.6.1.1: Prepare an Inner West Integrated Transport Strategy					Strategic Planning
	2.6.1.2: Develop and implement traffic and parking management studies					Footpaths, Roads, Traffic and Stormwater
	2.6.1.3: Implement the GreenWay Master Plan ensuring that it is consistent with adopted and emerging GreenWay strategies and plans					Trees, Parks and Streetscapes
2.6.2: Pursue innovation in planning and providing new transport options	*Pursued concurrently with initiatives programmed under Strategy 2.6.1.*					
2.6.3: Ensure transport infrastructure is safe, connected and well-maintained	2.6.3.1: Develop and implement programs to promote road safety					Footpaths, Roads, Traffic and Stormwater
	2.6.3.2: Review and coordinate the implementation of parking strategies					Development Assessment and Regulatory Services
	2.6.3.3: Renew local and regional roads					Footpaths, Roads, Traffic and Stormwater
	2.6.3.4: Renew and upgrade footpaths					Footpaths, Roads, Traffic and Stormwater
	2.6.3.5: Provide, renew and upgrade traffic and pedestrian safety facilities					Footpaths, Roads, Traffic and Stormwater
	2.6.3.6: Provide and upgrade cycleway infrastructure					Footpaths, Roads, Traffic and Stormwater
	2.6.3.7: Renew and upgrade roadside furniture					Footpaths, Roads, Traffic and Stormwater

Strategic Direction 3: Creative communities and a strong economy

Guiding strategies

- Carry Forward: **Marrickville Cultural Action Plan (2016 - 2020)**
- Carry Forward: **Leichhardt Community and Cultural Plan 10 Year Strategic Plan (2011 – 2021)**
- Carry Forward: **Live Music Marrickville Action Plan**
- Planned: **Inner West Creative Cultures Plan**
- Planned: **Creative Inner West Economy Strategy**
- Planned: **Inner West Council Economic Development Strategy**

Measuring our progress

Key Performance Indicator	Trend or target June 2022	Benchmark 2017
Community satisfaction with supporting local jobs and businesses	Increase or maintain	3.36
Community satisfaction with supporting local artists and creative industries	Increase or maintain	3.39
Community satisfaction with festival and events program	Increase or maintain	3.73

Planned capital projects

Project Description	2019/20 ($'000)	2020/21 ($'000)	2021/22 ($'000)	2022/23 ($'000)
Arts Projects	131	-	-	-
Total	**131**	**-**	**-**	**-**

Outcome 3.1
Creativity and culture are valued and celebrated

CSP Strategy	Initiative	Y.1 18/19	Y.2 19/20	Y.3 20/21	Y.4 21/22	Lead Service Group
3.1.1: Grow Inner West's reputation as a leading creative and cultural hub, celebrating and supporting diverse creative industries and the arts	3.1.1.1: Develop the Inner West Creative Cultures Plan					Community Services and Culture
	3.1.1.2: Support the marketing of Inner West as a tourism destination and creative hub					Communications, Engagement and Events
	3.1.1.3: Develop and provide specific planning advice and educational materials tailored to small business and creative industries					Development Assessment and Regulatory Services
3.1.2: Create opportunities for all members of the community to participate in arts and cultural activities	3.1.2.1: Digitise existing Inner West history collections					Library and History Services
	3.1.2.2: Conduct a Strategic Review of the Major Community Events Program to support a high quality program that encourages community participation					Communications, Engagement and Events

Outcome 3.2
Inner West is the home of creative and innovative industries

CSP Strategy	Initiative	Y.1 18/19	Y.2 19/20	Y.3 20/21	Y.4 21/22	Lead Service Unit
3.2.1: Position Inner West as a place of excellence for creative industries and services and support them to thrive	3.2.1.1: Develop the Creative Inner West Economy Strategy					Community Services and Culture
3.2.2: Facilitate links to programs and services to help businesses grow, innovate and improve their competitiveness	*Pursued as part of Initiative 3.3.2.1.*					
3.2.3: Encourage the establishment of new enterprises in Inner West	*Pursued as part of Initiative 3.3.2.1.*					
3.2.4: Facilitate the availability of affordable spaces for creative industries and services	*While no key projects are programmed, this work is ongoing as required as part of business as usual.*					

Outcome 3.3
The local economy is thriving

CSP Strategy	Initiative	Y.1 18/19	Y.2 19/20	Y.3 20/21	Y.4 21/22	Lead Service Unit
3.3.1: Support business and industry to be socially and environmentally responsible	3.3.1.1: Conduct audit of unauthorised premises across Inner West					Development Assessment and Regulatory Services
	3.3.1.2: Conduct safety audit program of awnings over Council footpaths					Development Assessment and Regulatory Services
	3.3.1.3: Implement a program of proactive building site inspections					Development Assessment and Regulatory Services
	3.3.1.4: Develop and implement the Major Partners Program Policy					Community Services and Culture
	3.3.1.5: Develop a Council portal to create one place to interact online with Council					Information and Communications Technology
	3.3.1.6: Establish e-services to enable Council services to be performed electronically					Information and Communications Technology
3.3.2: Strengthen economic viability and connections beyond Inner West	3.3.2.1: Prepare an Inner West Council Economic Development Strategy					Strategic Planning
	3.3.2.2: Improve Development Application processing times					Development Assessment and Regulatory Services
3.3.3 Promote Inner West as a great place to live, work, visit and invest in	3.3.3.1: Support mobility by allowing community and staff to interact with Inner West Council systems anywhere, anytime					Information and Communications Technology

Outcome 3.4
Employment is diverse and accessible

CSP Strategy	Initiative	Y.1 18/19	Y.2 19/20	Y.3 20/21	Y.4 21/22	Lead Service Unit
3.4.1: Support local job creation by protecting industrial and employment lands	*Pursued as part of Initiative 3.3.2.1.*					
3.4.2 Encourage social enterprises and businesses to grow local employment	3.4.2.1: Inner West Council Traineeship Program					Human Resources

Outcome 3.5
Urban hubs and main streets are distinct and enjoyable places to shop, eat, socialise and be entertained

CSP Strategy	Initiative	Y.1 18/19	Y.2 19/20	Y.3 20/21	Y.4 21/22	Lead Service Unit
3.5.1: Promote unique, lively, safe and accessible urban hubs and main streets – day and night	*While no key projects are programmed, this work is ongoing as part of business as usual.*					
3.5.2: Enliven community life by delivering and supporting events, public art, cultural celebrations and entertainment	*While no key projects are programmed, arts and cultural events are ongoing as part of business as usual.*					
3.5.3: Pursue a high standard of planning, urban design and development that supports urban centres	*While no key projects are programmed, this work is ongoing as required as part of business as usual.*					
3.5.4: Promote the diversity and quality of retail offerings and local products	*Pursued as part of Initiative 3.3.2.1.*					

Strategic Direction 4: Caring, happy, healthy communities

Guiding strategies

- Adopted: **Inner West Council Inclusion (for people with a disability) Action Plan 2017 – 2021**
- Adopted: **Parks and Sports Fields Asset Management Plan 2018 – 2038**
- Adopted: **Multicultural Policy**
- In Development: **Inner West Recreation Policy and Strategy**
- In Development: **Inner West Council Library and History Strategy**
- Planned: **Aboriginal Belonging and Reconciliation Strategy**
- Planned: **Community Resourcing and Major Partners Framework**
- Planned: **Inner West Community Wellbeing Strategy** including:
  - **Inner West Healthy Ageing Plan**
  - **Inner West Multicultural Plan**
  - **Inner West LGBTIQ Plan**
  - **Inner West Child, Youth and Family Plan**

Measuring our progress

Key Performance Indicator	Trend or target June 2022	Benchmark 2017
Community satisfaction with library services	Maintain	3.97
Community satisfaction with availability of sporting ovals, grounds and facilities	Maintain	3.82
Community satisfaction with maintenance of local parks, playgrounds and sporting fields	Maintain	3.94
Community satisfaction with swimming pools and aquatic centres	Maintain	3.82
Number of visits to Inner West Council aquatic centres each year	Increase, after opening of new Ashfield Aquatic Centre in 2021/22 to 1,700,000	1,500,000 (2016/17)
Number of visits to Inner West Council libraries each year	Maintain	1,000,000
Area of Council open space, excluding golf courses, per resident	Increase or maintain	12.3m^2

Planned capital projects

Project Description	2018/19 ($'000)	2019/20 ($'000)	2020/21 ($'000)	2021/22 ($'000)
Ashfield Aquatic Centre upgrade works	32,838	2,517	200	200
Bell Reserve General Expenses	400	-	-	-
Capital Program Children and Family Services	476	410	350	479
Capital Program Community Services	1,371	1,196	2,561	2,355
Capital Program Library Services	3,758	2,003	413	77
Capital Program Recreation and Aquatics	750	3,008	2,919	850
Capital Program Trees Parks & Streetscapes	1,643	3,414	3,465	2,563
Dawn Fraser Pool upgrade works	3,200	3,400	-	-
Haberfield Library upgrade works	2,370	800	-	-
Mahoney Reserve Priority 1 and 2 works	1,867	-	-	-
Marrickville Town Hall upgrade works	2,311	2,000	-	-
Parks Capital and Assets Capital	1,715	5,390	5,429	6,570
Play equipment renewal	235	203	190	190
Pratten Park Upgrade	701	-	-	-
Published Projects - Trees, Parks & Sportfields	778	2,030	-	-
Skate Park in Callan Park - Construction	276	1,000	-	-
Synthetic Turf Investigation	2,000	-	-	-
Total	**56,689**	**27,371**	**15,527**	**13,284**

Outcome 4.1

Everyone feels welcome and connected to the community

CSP Strategy	Initiative	Y.1 18/19	Y.2 19/20	Y.3 20/21	Y.4 21/22	Lead Service Unit
4.1.1 Foster inclusive communities where everyone can participate in community life	4.1.1.1: Develop the Inner West Community Wellbeing Strategy including plans for: • Healthy ageing • LGBTIQ people • Children and youth • Multicultural					Community Services and Culture
	4.1.1.2: Implement the Inner West Grants Program					Community Services and Culture
	4.1.1.3: Improve library signage					Library and History
	4.1.1.4: Develop an Inner West Volunteer Framework					Community Services and Culture
	4.1.1.5: Support companion animal registration					Development Assessment and Regulatory Services
4.1.2: Embrace, celebrate, respect and value difference by building awareness and appreciation of Inner West's diversity	4.1.2.1: Develop the Inner West LGBTIQ Strategy					Community Services and Culture
	4.1.2.2: Scope and activate a Pride Centre					Community Services and Culture
	4.1.2.3: Implement Multicultural Policy					Community Services and Culture
4.1.3: Empower and support vulnerable and disadvantaged community members to participate in community life	4.1.3.1: Implement the Inner West Council Inclusion Action Plan for people with a disability 2017-2021					Community Services and Culture
	4.1.3.2: Deliver a Refugee Welcome Centre					Community Services and Culture
	4.1.3.3: Lead prevention of family and domestic violence in Inner West					Community Services and Culture
	4.1.3.4: Develop and facilitate a range of recreation initiatives for disadvantaged communities in conjunction with relevant program partners					Trees, Parks and Streetscapes
4.1.4: Increase and promote awareness of the community's history and heritage	4.1.4.1: Support history research by the community through provision of face-to-face history services for the community					Library and History Services
	4.1.4.2: Investigate feasibility of creating an Inner West History Centre and relocation of history services					Library and History Services
	4.1.4.3: Develop a comprehensive history of the Inner West					Library and History Services

Outcome 4.2

The Aboriginal community is flourishing, and its culture and heritage continues to strengthen and enrich Inner West

CSP Strategy	Initiative	Y.1 18/19	Y.2 19/20	Y.3 20/21	Y.4 21/22	Lead Service Unit
4.2.1: Celebrate Aboriginal and Torres Strait Islander cultures and history	4.2.1.1: Scope a study of Inner West Aboriginal heritage and culture					Community Services and Culture
	4.2.1.2: Improve way-finding through Gadigal Wangal country					Parks, Trees and Streetscapes
4.2.2: Promote Aboriginal and Torres Strait Islander arts and businesses	*While no key projects are programmed, this work is ongoing as required as part of business as usual.*					
4.2.3: Acknowledge and support the rights of the Aboriginal community to self determination	*While no key projects are programmed, this work is ongoing as required as part of business as usual.*					
4.2.4: Actively engage Aboriginal people in the development of programs, policies and strategies	4.2.4.1: Develop and implement an Aboriginal Belonging or Reconciliation Strategy					Community Services and Culture

Outcome 4.3

The community is healthy and people have a sense of wellbeing

CSP Strategy	Initiative	Y.1 18/19	Y.2 19/20	Y.3 20/21	Y.4 21/22	Lead Service Unit
4.3.1: Provide the facilities, spaces and programs that support wellbeing and active and healthy communities	4.3.1.1: Implement the Inner West Recreation Strategy and Policy					Trees, Parks and Streetscapes
	4.3.1.2: Implement the Aquatic Services Plan					Aquatic Services
	4.3.1.3: Upgrade Dawn Fraser Pool					Aquatic Services
	4.3.1.4: Upgrade and re-open Ashfield Aquatic Centre					Aquatic Services
	4.3.1.5: Prepare a master plan for Leichhardt Park Aquatic Centre					Aquatic Services
	4.3.1.6: Develop and implement the Inner West Council Venues and Facilities Marketing Strategy					Community Services and Culture
	4.3.1.7: Audit and update park and foreshore asset data					Trees, Parks and Streetscapes
	4.3.1.8: Develop and implement a prioritised plan for Inner West parks Plans of Management and Master Plans					Trees, Parks and Streetscapes
	4.3.1.9: Investigate the use of synthetic turf					Trees, Parks and Streetscapes
	4.3.1.10: Develop and implement a prioritised implementation plan for Crown Land parks Plans of Management and Master Plans					Trees, Parks and Streetscapes
	4.3.1.11: Renew and upgrade parks in line with the Parks Capital Works Program					Trees, Parks and Streetscapes
	4.3.1.12: Deliver the recommendations of the Cooks River Master Plan					Trees, Parks and Streetscapes
	4.3.1.13: Undertake the Sydenham Green Landscape Interpretation					Trees, Parks and Streetscapes
	4.3.1.14: Establish Lewis Herman Reserve, Ashfield					Trees, Parks and Streetscapes
	4.3.1.15: Upgrade King George Park Rozelle					Trees, Parks and Streetscapes
	4.3.1.16: Upgrade Johnson Park, Marrickville					Trees, Parks and Streetscapes
4.3.2 Provide opportunities for people to participate in recreational activities they enjoy	4.3.2.1: Develop the Office of Sport to increase partnerships between Council and sporting clubs					Trees, Parks and Streetscapes

Outcome 4.4

People have access to the services and facilities they need at all stages of life

CSP Strategy	Initiative	Y.1 18/19	Y.2 19/20	Y.3 20/21	Y.4 21/22	Lead Service Unit
4.4.1: Plan and provide services and infrastructure for a changing and ageing population	4.4.1.1: Undertake a Community Wellbeing Survey					Community Services and Culture
	4.4.1.2: Develop Strategy around Council's provision of direct services					Community Services and Culture
	4.4.1.3: Undertake an audit of community and cultural facilities and services					Community Services and Culture
	4.4.1.4: Develop and implement the Grants and Fee Scale Policy					Community Services and Culture
4.4.2: Ensure the community has access to a wide range of learning spaces, resources and activities	4.4.2.1: Develop an Inner West Council Library and History Strategy					Library and History Services
	4.4.2.2: Open and operate Patyegarang Place and the new Marrickville Library					Library and History Services
	4.4.2.3: Refurbish Haberfield Library					Library and History Services
	4.4.2.4: Develop a Library Technology Roadmap in conjunction with ICT					Library and History Services
	4.4.2.5: Conduct a tender for the provision of the fiction and non fiction collections					Library and History Services
4.4.3: Support children's education and care services to ensure a strong foundation for lifelong learning	4.4.3.1: Understand, and operate under, the new Commonwealth Government Child Care Subsidy					Children and Family Services
	4.4.3.2: Investigate changes to NSW Government funding and impact on services					Children and Family Services
	4.4.3.3: Implement recommendations from the Inner West Council Occasional Care review					Children and Family Services
	4.4.3.4: Implement recommendations from the Inner West Council Family Day Care review					Children and Family Services

Strategic Direction 5: Progressive local leadership

Guiding strategies

- Adopted: **Inner West Community Engagement Framework 2017**
- Adopted: **Workforce Management Strategy 2018 - 2022**
- Adopted: **Asset Management Strategy and Policy 2018 - 2028**
- Adopted: **Long Term Financial Plan 2018-2028**
- Adopted: **Information and Communication Technology Strategy 2018-2022**
- In Development: **Inner West Council Land and Property Strategy**

Measuring our progress

Key Performance Indicator	Trend or target June 2022	Benchmark (2017)
Overall community satisfaction with Council's performance	Increase	3.5
Community satisfaction with Council's community engagement	Increase	3.6
Community satisfaction with Council's integrity and decision making	Increase	3.04
Community satisfaction with Council contact	Increase	3.75
Community agrees that Council offers good value for money	Increase	2.98
Community agrees that Council manages its finances well	Increase	2.92
Community agrees that they have enough opportunities to participate in Council community consultation	Increase	3.00
Staff satisfaction with working for Inner West Council	Increase or maintain	60%
Inner West Council customer calls answered within sixty seconds	80%	36% (2018/19)
Inner West Council website page views	Increase by 2.5% each year	2,700,000
Inner West Council social media followers (Facebook, Instagram, Twitter)	Increase by 2.5% each year	18,750
Manage the building assets portfolio to reduce the buildings backlog	Less than 0.02	
Operating Performance Ratio Benchmark: Greater than 0%	Meets or improves on benchmark	4.42%
Own Source Revenue Ratio Benchmark: Greater than 60% average over three years	Meets or improves on benchmark	74.64%
Building and Infrastructure Renewals Ratio Benchmark: Greater than 100% average over three years	Meets or improves on benchmark	145.5%
Infrastructure Backlog Ratio Benchmark: Less than 2%	Meets or improves on benchmark	9.57%
Asset Maintenance Ratio Benchmark: Greater than 100% average over three years	Meets or improves on benchmark	100%
Debt Service Cover ratio: Benchmark: Greater than two times	Meets or improves on benchmark	5 times

Planned capital projects

Project Description	2018/19 ($'000)	2019/20 ($'000)	2020/21 ($'000)	2021/22 ($'000)
Capital Program Property & Assets	2,823	6,598	7,671	5,851
Fleet Management	8,817	7,879	7,166	6,469
Information & Technology	1,316	815	985	977
Loan Repayments	5,066	3,581	2,888	2,451
Mervyn Fletcher Community Centre renewal works	600	-	-	-
Total	**18,622**	**18,873**	**18,710**	**15,748**

Outcome 5.1

People are well informed and actively engaged in local decision-making and problem solving

CSP Strategy	Initiative	Y.1 18/19	Y.2 19/20	Y.3 20/21	Y.4 21/22	Lead Service Unit
5.1.1 Support local democracy through transparent communication and inclusive participatory community engagement	5.1.1.1: Improve analytics and reporting within and across Council information					Information and Communications Technology
	5.1.1.2: Expand the information available to the community online and encourage online collaboration					Information and Communications Technology
	5.1.1.3: Establish relevant Communications Engagement and Events policies, protocols and processes					Communication, Engagement and Events
	5.1.1.4: Develop strategies to identify new technologies to open up digital communications and engagement channels					Communications, Engagement and Events
	5.1.1.5: Develop innovative methodologies to involve the community in decision-making processes					Communications, Engagement and Events
	5.1.1.6: Develop Social Media and Digital Strategy to identify new ways to expand digital communication					Communications, Engagement and Events
	5.1.1.7: Establish Local Democracy Groups					Communications, Engagement and Events

Outcome 5.2

Partnerships and collaboration are valued and recognised as vital for community leadership and making positive changes

CSP Strategy	Initiative	Y.1 18/19	Y.2 19/20	Y.3 20/21	Y.4 21/22	Lead Service Unit
5.2.1: Support leadership and mentoring initiatives that build and strengthen the capacity of individuals, businesses and communities	*While no key projects are programmed, this work is ongoing as required as part of business as usual.*					
5.2.2: Support local capacity for advocacy	*While no key projects are programmed, this work is ongoing as required as part of business as usual.*					
5.2.3: Collaborate with partners to deliver positive outcomes for the community, economy and environment	5.2.3.1: Completion of Stronger Communities funded projects					Properties, Major Projects and Facilities

Outcome 5.3

Government makes responsible decisions to manage finite resources in the best interest of current and future communities

CSP Strategy	Initiative	Y.1 18/19	Y.2 19/20	Y.3 20/21	Y.4 21/22	Lead Service Unit
5.3.1: Undertake visionary, integrated, long term planning and decision making, reflective of community needs and aspirations	5.3.1.1: Implement Asset Management Improvement Program					Footpaths, Roads, Traffic and Stormwater
	5.3.1.2: Develop and implement an Inner West Council Brand and Marketing Strategy					Communications, Engagement and Events
5.3.2: Ensure responsible, sustainable, ethical and open local government	5.3.2.1: Policies and processes are in place to support Councillors					Customer Service, Business Excellence and Civic Governance
	5.3.2.2: Coordinate 2020 Local Government Election					Customer Service, Business Excellence and Civic Governance
	5.3.2.3: Develop and implement an Environmental Management System addressing Council Environmental Risk and Compliance					Environment and Sustainability
	5.3.2.4: Develop and implement a performance monitoring system for four year Delivery Program reporting					Strategic Planning

CSP Strategy	Initiative	Y.1 18/19	Y.2 19/20	Y.3 20/21	Y.4 21/22	Lead Service Unit
5.3.3: Deliver innovation, excellence, efficiency, effectiveness and probity in Council processes and services	5.3.3.1: Optimise organisational efficiencies through amalgamation					Customer Service, Business Excellence and Civic Governance
	5.3.3.2: Implement the Inner West Council Long Term Land and Property Strategy					Properties, Major Projects and Facilities
	5.3.3.3: Implement priority actions in the Buildings Asset Management Improvement Plan					Properties, Major Projects and Facilities
	5.3.3.4: Undertake operational Service Reviews					Environment and Sustainability
	5.3.3.5: Support a strong collaborative Inner West Council staff culture					Communications, Engagement and Events
	5.3.3.6: Establish a new website including a photo library which will provide one place to interact with Council online					Communications, Engagement and Events
	5.3.3.7: Rationalise Council systems creating a unified system portfolio					Information and Communications Technology
	5.3.3.8: Enable a connected Council supported by network connectivity					Information and Communications Technology
	5.3.3.9: Integrate Council functions and services					Information and Communications Technology
	5.3.3.10: Enable new methods and ideas in line with industry trends					Information and Communications Technology
	5.3.3.11: Create an organisation which is able to interact and transact digitally					Information and Communications Technology
	5.3.3.12: Remove manual workloads within Council processes					Information and Communications Technology
	5.3.3.13: Operate Council's Information and Communication Technology in a sustainable and efficient manner					Information and Communications Technology

CSP Strategy	Initiative	Y.1 18/19	Y.2 19/20	Y.3 20/21	Y.4 21/22	Lead Service Unit
	5.3.3.14: New and upgraded Council projects have effective Information and Communication Technology services on opening					Information and Communications Technology
	5.3.3.15: Rates modelling after rates freeze expires at the end of June 2020					Finance
	5.3.3.16: Consolidate Work Health and Safety policies and procedures					Human Resources
	5.3.3.17: Develop and implement Inner West Council Enterprise Bargaining Agreements					Human Resources
	5.3.3.18: Develop and implement an Inner West Council permanent salary system					Human Resources
	5.3.3.19: Implement an Inner West Council Staff Performance Management system					Human Resources
	5.3.3.20: Prepare non-residential election roll					Customer Service, Business Excellence and Civic Governance
	5.3.3.21: Deliver an integrated bookings system					Customer Service, Business Excellence and Civic Governance
	5.3.3.22: Develop and implement the Inner West Council Workforce Management Plan					Human Resources

Inner West Council's detailed actions to implement the Delivery Program are available in the annual **Operational Plan and Budget.**

This is available on the Inner West Council website - www.innerwest.nsw.gov.au.

Translation Service
If you have questions on this document and need an interpreter, pleae call TIS National on 131 450 and ask them to call Inner West Council on 9392 5000

Υπηρεσία Διερμηνείας
Εάν έχετε ερωτήσεις αναφορικά με το παρόν έγγραφο και χρειάζεστε διερμηνέα, παρακαλούμε καλέστε την TIS National στο 131 450 και ζητήστε τους να καλέσουν το Inner West Council στο 9392 5000

Servizio traduzioni
Se avete domande su questo documento e necessitate di un interprete chiamate TIS National al numero 131 450 e chiedetegli di chiamarvi Inner West Council al numero 9392 5000

翻译服务
如果您对本文件有任何疑问，需要传译员帮助，请拨打TIS National的电话131 450，然后要求接通Inner West Council的电话9392 5000

Dịch vụ Thông Phiên dịch
Nếu quý vị có thắc mắc gì về tài liệu này và cần có thông dịch viên xin gọi cho TIS National qua số 131 450 và nhờ họ gọi cho Inner West Council qua số 9392 5000

خدمة الترجمة
إذا كانت لديك أسئلة حول هذا المستند وتحتاج إلى مترجم فوري، فاتصل بخدمة TIS National على الهاتف رقم 131 450 واطلب منهم الاتصال بـ Inner West Council على الرقم 9392 5000

Customer Service Centres
Petersham: 2-14 Fisher Street
Leichhardt: 7-15 Wetherill Street
Ashfield: 260 Liverpool Road
Phone (02) 9392 5000
www.innerwest.nsw.gov.au
© 2019 Inner West Council

INNER WEST COUNCIL


Fees & Charges
Inner West Council

Table Of Contents

DEPUTY GENERAL MANAGER – Assets & Environment....11
FOOTPATHS, ROADS, TRAFFIC & STORMWATER....11
RESTORATIONS & INFRASTRUCTURE CHARGES....11
Application Fees and Security Deposits....11
Building Works Security Deposits (including complying developments)....12
Establishment....12
Road Pavement – Concrete....12
Road Pavement – Asphalt....13
Footpath – Concrete....13
Footpath – Asphalt....13
Footpath – Pavers....13
Grass Verge & Landscaping....13
Kerb & Gutter....14
Driveways....14
Stormwater & Drainage....15
Traffic Facilities....15
Main Street Improvement Works General....15
Excavation and Miscellaneous....16
ENGINEERING & DESIGN & INSPECTIONS....17
ROAD ACCESS PERMIT FEES....17
Road, Footpath, Car Park Occupation....17
Temporary Road Closure Fees....18
Work Zones....18
Hoarding Fees....18
Skip Placement....19
Road Anchors in Road Reserve....19
TRAFFIC AND PARKING FEES....19
General Fees....19
Car Share Parking Space Fees....20
Parking Meter Fees....20
Resident Parking Permit Fees....20
Business Parking Permit Fees....22
Other Parking Permit Fees....22
Car Park Fees....22
FILMING PERMIT FEES....23
Filming Application Fees....23
Traffic Management Assessment Fees....23
Filming Application – Other....23
WHITE WAY LIGHTING ALTERATIONS....24
SUSTAINABILITY & ENVIRONMENT....26
RECYCLING & WASTE MANAGEMENT – WEST....26
Rateable Properties....26
BUSINESS WASTE AND NON-RATEABLE PROPERTIES – WEST....26
Rateable Properties....26
Non Rateable Properties Excluding Businesses....26
RECYCLING & WASTE MANAGEMENT – NORTH....26

Provision of Domestic Waste Services....26
Weekend Tip (Car, Trailer or Ute)....27
BUSINESS WASTE – NORTH....27
Provision of Business Waste Service....27
Provision of Business Waste Service – Annual Fee....27
Mobile Garbage Bin Lease Fee....28
RECYCLE CONTAINER FEES – NORTH....28
SPECIAL EVENTS – NORTH....28
RECYCLING & WASTE MANAGEMENT – SOUTH....28
Domestic Waste Management Service....28
IWC VACANT LAND/AVAILABILITY CHARGE....28
IWC REPLACEMENT BINS....28
IWC SPECIAL COLLECTIONS....29
COMMUNITY NURSERY....29
Plant Prices – General Sales....29
Plant Prices – Pensioner Card/Commonwealth Health Card Holder....29
Plant Prices – Not for Profit Organisation Sales....29
Hire of Facility....29
Seed Collection....30
Environmental Incident Training Package....30
TREES, PARKS & SPORTSFIELDS....31
SPORTING GROUNDS & OUTDOOR FACILITIES....31
Leichhardt Oval #1....31
Henson Park....31
Synthetic Turf Fields....31
Sporting Grounds....32
Turf Cricket Wickets....32
Netball/ Basketball/ Multi-Purpose Outdoor Courts & Skate Parks....33
Sporting Grounds, Parks & Outdoor Facilities – Other Items....33
Events in Parks....34
Casual Booking (less than 30 people)....34
Weddings (up to 120 people)....34
Minor Event (30 – 500 people)....34
Major Event (over 500 people)....34
Additional event charges (all events)....34
Commercial Fitness Trainers & Running Groups....35
PARK & FORESHORE MANAGEMENT....35
Dinghy rack annual fee....35
PARK FURNITURE – REMOVAL AND/OR RELOCATION....35
Removal and/or relocation of public furniture (including cost of restoring original site)....35
PARK ACCESS....35
Access to park for building/construction/ landscaping works and deliveries....35
TREE MANAGEMENT....36
Tree Permit & DA Application....36
Tree Installation and Removal (Public/ Street/ Council Trees)....36
Street/Council Tree Security Deposit....36
Landscaping Bond/Security Deposit....37
Notification of Tree Applications and Development Application for Tree Removal (Leichhardt only)....37

PROPERTIES, MAJOR BUILDING PROJECTS & FACILITIES....38
PREPARATION OF LEASES & LICENCES OF COUNCIL LAND, CONSENTS TO ASSIGNMENT, SURRENDERS & OTHER DEALINGS....38
Titles Searches....38
Purchase of Council Land....38
Street Vending....38
Coffee Vans or other mobile vendors....39
Leichhardt Oval....39
DEVELOPMENT ASSESSMENT & REGULATORY SERVICES....40
DEVELOPMENT ADVISORY....40
Pre-Development Application Advice....40
Single Dwellings (Alterations & Additions, demolition, new dwellings, ancillary development & secondary dwellings)....40
Other Development (that does not fall into the single dwelling or heritage advice)....40
Pre Development, Planning & Heritage Advice....40
Heritage Advisory Service (no plans assessed) – Ashfield Only....41
Other Advice....41
Professional External Consultancy Services Fee for Pre Development Advice – Peer review, Report and or Advice....41
Exempt Development Confirmation Application....41
DEVELOPMENT ASSESSMENT....41
Heritage Exemption Application....41
Development Application (DA) Fees....42
DA's for Dwelling Houses....42
DA's for Advertisements....42
DA's for Change of Use (Only)....42
DA's for the Subdivision of Land (other than strata)....42
DA's for Strata Subdivision....42
All other DA's including erection of a building, carrying out of work, demolition of building or work (based on estimated costs)....42
DA's for Designated Development....43
Modification of Development Consent Application (Division 4.9 EPA Act 1979)....43
Other & Court Consent Modification....43
Review of Determination Application (Division 8.2 EPA Act 1979)....44
All other Development Application Reviews including erection of a building, carrying out of work, demolition of building or work (based on estimated costs)....44
Review of Modification Determination....45
Applications that Fee Waivers Apply....45
Fees for Notification and Advertising of DA's, Modifications and Reviews Applications....45
Notified Applications (based on estimated costs)....45
Notification of Modification Applications....46
Notifications of Review of Determination Applications (S8.2 EPA Act 1979)....46
Advertised Applications (in addition to notification fees)....46
Other Application Fees....46
Lapsed Consents....46
Extension of Consent Application....46
Electronic File Management....46
Amended Plans....47
Fee for stamping additional set of plans....47
Fees for External Referrals of Applications....47
Long Service Levy – IWC....47
Administration Charge....48
Refund of Application Fees....48
BUILDING CERTIFICATION....48
Building Information Certificate Applications....48
Building Information Certificate Public Notification Fees....48
Administration Certificates....49
Outside Approved Hours Construction Permits....49

Activity & Footpath Usage Applications....49
Construction Certificate Applications....49
Construction Certificate Application Fees for all National Construction Code Building Classes – based on estimated cost of works....49
Principal Certifying Authority (PCA) Appointment & Inspection Fees....50
Pre-Complying Development Certificate Advice....50
Complying Development Certificate....50
Complying Development Certificate Application Fees for all National Construction Code Building Classes – based on estimated cost of works....50
Occupation certificate....51
Subdivision Certificate Applications....51
Request for Technical advice on BCA or Fire Safety matters....51
Signing of Legal Documents on Behalf of the Council....51
Swimming Pool Certification....51
Refund of Application Fees....51
FIRE SAFETY....52
Annual Fire Safety Statement AFSS....52
Fire Safety Compliance....52
ENVIRONMENTAL HEALTH....52
Food Premises....52
Public Health....53
Environmental Protection....54
Local Government General Inspection Fee....54
ROAD RELATED REGULATION....54
Impounded Articles....54
Impounded Vehicles / Trailers....55
Parking Management....55
Footpath Occupation (Goods, A-Frames, Dining etc.) Ongoing Lease fee....55
DEVELOPMENT COMPLIANCE....56
A. Signs & Advertising Structures projecting onto or over Public Space (former Marrickville Council only)....56
i) Above Awning....56
ii) Below Awning....56
iii) Other....56
B. Commercial Outdoor Advertising....56
i) Other Commercial Outdoor Advertising....56
Certificate of Outstanding Orders/Notices – S735A LGA & Section 9, Schedule 5 EPAA....56
COMPANION ANIMALS....57
Lifetime Registration & Microchipping....57
Annual Registration Permit....57
Special Events Run by Council....58
Certificate of Compliance....58
Regulatory Prescribed Signange & Collars....58
Animal Temporary Holding Facility....58
Miscellaneous....59
DEPUTY GENERAL MANAGER – Community and Engagement....60
CHILDREN & FAMILY SERVICES....60
CHILDREN & FAMILY SERVICES – Leichhardt....60
John McMahon Children's Centre, Leichhardt Children's Centre, Leichhardt Park Children's Centre....60
Refundable Bond....60
Daily Fees....60
Late Payment of Fees....60
After Hours Collection....60
Annandale Children's Centre....60

Refundable Bond....61
Daily Fees....61
Late Payment of Fees....61
After Hours Collection....61
Balmain – Rozelle Occasional Care....61
Venue Hire....62
Cancellation fees for venue hire....62
Leichhardt Family Day Care....62
Venue Hire....62
Cancellation fees for venue hire....63
CHILDREN & FAMILY SERVICES – Marrickville....63
Addison Rd, Cavendish St, Deborah Little, Enmore Rd, May Murray, Tillman Park....63
Refundable Bond....63
Daily Fees....63
Late Payment of Fees....63
After Hours Collection....63
Globe Wilkins Preschool....63
Daily Fees....64
Late Payment of Fees....64
After Hours Collection....64
Marrickville Family Day Care....64
Out of School Hours Care (all services)....64
Refundable Bond....65
Before School Care (Account holders are required to give 20 working days written notice to the OSHC Administration Assistant via email to cancel any sessions)....65
After School Care (Account holders are required to give 20 working days written notice to the OSHC Administration Assistant via email to cancel any sessions)....65
Daily Fees....65
Late Payment of Fees....65
After Hours Collection....65
Vacation Care....66
Daily Fees....66
Late Payment of Fees....66
After Hours Collection....66
LIBRARY & HISTORY SERVICES....67
OVERDUE AND LOST ITEMS....67
INTERLIBRARY LOANS....67
PHOTOCOPYING, PRINTING AND SCANNING....67
SALE OF ITEMS....68
LOCAL HISTORY....68
PROGRAMMING OR ACTIVITIES....68
RENTAL OF MEETING ROOMS....68
ROOMS & COMMUNITY CENTRE – CATEGORY 1....69
ROOMS & COMMUNITY CENTRE – CATEGORY 2....70
ROOMS & COMMUNITY CENTRE – CATEGORY 3....70
ROOMS & COMMUNITY CENTRE – CATEGORY 4....71
REPRODUCTION OF COUNCIL OWNED IMAGES....72
COMMUNITY SERVICES & CULTURE....73
Indoor Venues Fee Scale....73
Rooms & Community Centres – Category 1....74
Whites Creek Stables, Leichhardt Marketplace (Community Room), Annandale Community Centre (Meeting Room), St Peters Town Hall (Downstairs), Jimmy Little Community Centre (Meeting Room), Hannaford Community Centre (Meeting Room), Camperdown Park (Meeting Room), Balmain Library (Meeting Room), Leichhardt Library (Meeting Room), Marrickville Library (Learning Room 1.3)....74

Rooms & Community Centres – Category 2 75
Whites Creek Cottage (Melaleuca Room), ASC (Activity Room), Hannaford Community Centre (Activity Room), Mervyn Fletcher Hall, Marrickville Library (Learning Room 1.1 & Learning Room 1.2) 75
Rooms & Community Centres – Category 3 76
Tom Foster Community Centre, Annandale Community Centre (Upstairs), Jimmy Little Community Centre (Main Hall), Michael Maher, Clontarf Cottage, Petersham Town Hall (Chambers), Herb Greedy, Seaview Street, St Peters Town Hall (Upstairs), Yanada Room, Marrickville Pavilion Rooms 76
Rooms & Community Centres – Category 4 77
Balmain Town Hall (Meeting Room), Hannaford Community Centre (Heffernan Hall), Annandale Community Centre (Back Hall) 77
Town Halls 78
Leichhardt Town Hall, Balmain Town Hall 78
Petersham Town Hall, Marrickville Town Hall 78
Ashfield Town Hall 79
Community Bus 80
Home Linked Support 80
Food Services 80
Social Activities 80
Home Modification & Maintenance, Gardening & Handyperson Services 80
Bus & Driver 81
AQUATIC & RECREATION FACILITIES & SERVICES 82
ASHFIELD AQUATIC CENTRE 82
LEICHHARDT PARK AQUATIC CENTRE 82
Pool Entry 82
Health & Fitness Classes (casual use, fee includes free pool entry) 83
Off peak GOLD membership (allows full use of GYM, all wet & dry programs & use of the pools Monday to Friday 12.00 pm till 4.00 pm) 84
Personal Training (individual one customer per trainer) 84
Group Personal Training 84
1 Session (hourly) 84
10 Sessions (hourly) 85
1 Session (Half hourly) 85
10 Sessions (Half hourly) 85
Nutrition consultation 85
Triathlon/Adult fun squad/Aussie masters/Swim fit 85
Exercise physiology(individual one customer per trainer) 86
Special Health & fitness program 86
Memberships (all with free pool entry to LPAC & Dawn Fraser Baths) 86
Swim Only 86
Family Swim A (1 adult & up to 2 children aged 5 – 16years. The adult must be the parent or guardian of the child, or alternatively an adult who lives with a child in the same domestic dwelling) 86
Family Swim B (2 adult & up to 2 children aged 5 – 16years. Adult must be the parents or guardian of the child, or alternatively an adult who lives with a child in the same domestic dwelling) 87
GOLD membership (allows full use of Gym, all wet & dry program and use of the pools) 88
Family Gold A (1 adult & up to 2 children aged 5 – 16years. The adult must be the parent or guardian of the child, or alternatively an adult who lives with a child in the same domestic dwelling) 88
Family Gold B (2 adult & up to 2 children aged 5 – 16years. The adult must be the parent or guardian of the child, or alternatively an adult who lives with a child in the same domestic dwelling) 88
Other Membership Fees 89
Joining Fee 89
Direct Debit Transaction Fees 89
Learn to swim (10 week terms) 90
Learn to swim per lesson (paid via direct debit) 90
Private Lessons 90
1 child 90
2 children 91

Learn to high dive/ water polo (10 week term)....91
School Programs....91
Squad & Stroke Correction....91
1 visit per week....91
2 visit per week....92
3 visit per week....92
4 visit per week....92
5 visit per week....92
Refund Policy....92
Facility Bookings....92
School Carnivals....92
Sporting Clubs/schools swimming....92
General Activity....93
Commercial Activity....93
Child Supervision....93
Concessions and Discounts....94
DAWN FRASER BATHS....95
Admission....95
Monthly Tickets....95
Season Tickets....95
Cost of Key (for out of season access and is conditional on purchase of season tickets or membership at LPAC)....96
Squad & Stroke Correction....96
Yoga....96
Facility Bookings....96
Filming Fees (commercial purposes) – assumes baths remains open. If baths are required to be closed then function prices will apply....97
Function hire (for functions held outside normal pool hours and includes the labour cost for provision of a supervisor)....97
SWIMMING POOLS....97
Annette Kellerman Aquatic Centre – Open all year....97
Multi Ticket Passes Aquatic Centre (Multi ticket pass includes access to all pools, free locker hire)....97
Upfront Payment Options – Pool Membership Only (All categories of Pool membership include access to all pools, free locker hire)....98
Learn to Swim Classes (includes access to LTS swim class & two unpaid parents, free locker hire)....98
Mini Squad (fee per lesson)....99
Bronze, Junior and Mini Squads (Unlimited access to Squads Sessions and Acquatics areas)....99
Aqua aerobics (includes access to Aqua aerobics class & swimming pool)....100
Others....100
Wellness Centre Casual Visit (includes access to Wellness Centre)....100
Upfront Payment Options – Centre Membership (includes access to the Aquatic & Wellness Centre as well as 1 free health assessment & program, all group fitness classes, all Aqua aerobics classes, free locker hire)....100
Schools Access....102
Hire....102
Multi Purpose Rooms Activities....102
Other....103
Fanny Durack Aquatic Centre....103
Season Tickets....103
Learn to Swim Classes....103
Mini Squad (fee per lesson)....104
Aqua aerobics....104
Carnivals (up to maximum of 6 lanes)....104
Other users....105
Hire of Pool Filming – up to 1 week....105
DEBBIE & ABBEY BORGIA COMMUNITY RECREATION CENTRE – STEEL PARK....105
Court Hire – Peak Time (Weekdays from 5.00 pm and all Weekend)....105
Court Hire – Off Peak (Weekdays from 8.30 pm 5.00 pm)....105
Competitions Costs – All Times....105
PCYC Competitions....105
Room Hire....106
Bond....106
Programmed Activities – PCYC Run – Member/non member price to be added....106

Tai Chi....107
Boxercise....107
Gentle Exercise....107
BASTABLE STREET HALL....107
STRATEGIC PLANNING....108
DEVELOPMENT CONTROL PLAN & POLICIES....108
PLAN PRINTING – DEVELOPMENT....108
PLANNING CERTIFICATE UNDER ENVIRONMENTAL PLANNING & ASSESSMENT ACT 1979....108
SECTION 7.11/7.12 CONTRIBUTIONS....108
DEVELOPER CONTRIBUTION PLANS....108
REPORTS, STUDIES, STRATEGIES & REVIEWS....108
PREPARATION OF AMENDMENT TO LOCAL ENVIRONMENTAL PLAN....109
Pre Planning Proposal Consultation (mandatory for all applications)....109
Planning Proposals....109
Amendments to Development Control Plan (lodged in conjunction with a Planning Proposal or in isolation)....110
Hourly Consultancy Fee....111
Advertisement and Notification of LEP and DCP amendments....111
Public Hearing....112
Additional costs and expenses....112
PRINTING....112
COMMUNICATIONS, ENGAGEMENT & EVENTS....113
BANNERS – HANGING OF BANNERS ON TOWN HALLS....113
Newtown....113
Petersham & St Peters Town Hall....113
Marrickville....113
Marrickville Road....113
BANNER BOOKINGS....113
FESTIVALS & EVENTS....113
Flagship Festivals & Events – Marrickville Festival, Bairro Portugues Food & Wine Fair, Australia Day....113
Stalls....113
Stands....114
Site only....114
Small – Scale Festivals & Events....115
Stalls....115
Stands....115
Site only....115
DEPUTY GENERAL MANAGER – Chief Financial and Administration Officer....116
FINANCE....116
SECTION 603 CERTIFICATES....116
RATES....116
General Rates & Valuation Enquiries....116
Overdue Rates....116
OTHER CHARGES....116
Gas Mains Charge – S611 Local Government Act 1993....116
Debt Recovery Charge....116
CREDIT CARD CHARGES....117
ICT....118
GIS MAPPING....118

Cadastral Maps showing street names and numbers, including LEP zone map, heritage conservation map, residential map and foreshore building line map. Note: for any map printed in colour – 30% surcharge applies to fees....118

Customised Maps showing street names and numbers with any 4 layers on the basic map. Note for any map printed in colour – 30% surcharge applies to fees....118

GIS Data Extracts – Provided on CD, USB or via email....118

Access to Information....119

GOVERNMENT INFORMATION (PUBLIC ACCESS) ACT 2009 (NSW) (GIPA ACT)....119

PHOTOCOPYING, PRINTING & SCANNING....119

Photocopying & Printing....119

Scanning & Email per page....120

Post (postage and handling)....120

INTERIM GENERAL MANAGER....121

LEGAL....121

LEGAL COSTS....121

SUBPOENA OF DOCUMENTS – SUPPLY OF INFORMATION....121

SUBPOENAS OR NOTICES TO PRODUCE....122

Name	Year 18/19 Fee (incl. GST)	Year 19/20 Fee (excl. GST)	GST	Fee (incl. GST)	Increase %

DEPUTY GENERAL MANAGER – Assets & Environment

FOOTPATHS, ROADS, TRAFFIC & STORMWATER

RESTORATIONS & INFRASTRUCTURE CHARGES

Restoration involves substantial removal, remediation and tipping charges.

Application Fees and Security Deposits

Infrastructure Works Application Fee (includes 2 inspections) – per application	$284.45	$293.00	$0.00	$293.00	3.01%
Road Opening Application Fee (non-refundable) – Plus – per application	$97.40	$100.40	$0.00	$100.40	3.08%
Additional inspections (business hours) – per application	$165.00	$165.00	$0.00	$165.00	0.00%
Security Deposit (refundable) – Minimum charge – per application	$894.30	$921.20	$0.00	$921.20	3.01%
Security Deposit (refundable) for restoration works or other infrastructure works at applicant's request – per item	30% of calculated restoration cost based on Council's fees and charges.				
	Last YR Fee 30% of calculated restoration cost based on Council's fees and charges.				
Security deposit (refundable) for construction of public domain works for compliance with Development Consent – per item	100% of cost for work based on Council's fees and charges				
	Last YR Fee 100% of cost for work based on Council's fees and charges				
Asset Integrity Charge – per item	30% of calculated restoration cost based on Council's fees and charges				
	Last YR Fee 30% of calculated restoration cost based on Council's fees and charges				
An assets integrity charge is applicable to all restoration works (other than those associated with a vehicle crossing approval) carried out by persons or public utilities to cover costs of damage to and accelerated failure of Council's adjoining infrastructure due to the impact of the road opening and contribute towards the ongoing maintenance of the asset.					
Night/Weekend Work – A surcharge on the scheduled fees will be applied for works outside normal business hours (8.00am to 5.00pm) or due to constrained sites (CBD/State/Regional Road) – per item	30% of calculated restoration cost based on Council's fees and charges				
	Last YR Fee 30% of calculated restoration cost based on Council's fees and charges				
Traffic Control Costs – A surcharge on the scheduled fees may be applicable for traffic control costs depending on the location and scope of works, subject to confirmation at time of pricing – per item	20% of calculated restoration cost based on Council's fees and charges				
	Last YR Fee 20% of calculated restoration cost based on Council's fees and charges				

continued on next page ...

Name	Year 18/19 Fee (incl. GST)	Year 19/20 Fee (excl. GST)	GST	Fee (incl. GST)	Increase %
Application Fees and Security Deposits [continued]					
Utility Agreements – At the discretion of Council's Road Access Manager and as approved by the Group Manager Roads, Traffic & Stormwater, Council may choose to negotiate on the set restoration charges with Utility Authorities. This may apply to larger restoration projects or where a memorandum of understanding is established between Council and the Utility Authority – per item				POA	
				Last YR Fee POA	
Late Payment of Fees – Supply of Inaccurate Dimensions – per application	$261.40	$261.40	$0.00	$261.40	0.00%
Cancellation Fee – per item				10% of original fees (excluding deposit)	
				Last YR Fee 10% of original fees (excluding deposit)	
Un-authorised road works – applicable to un-authorised road &/or footpath openings, driveways and all other public infrastructure works undertaken without an approved Council permit – per item				10% surcharge on calculated restoration cost based on fees and charges	
				Last YR Fee 10% surcharge on calculated restoration cost based on fees and charges	
Building Works Security Deposits (including complying developments)					
Security Deposit – for main property frontage, PLUS – per metre	$292.15	$292.15	$0.00	$292.15	0.00%
Security Deposit – any additional street or laneway frontages – per item	$146.05	$146.05	$0.00	$146.05	0.00%
Security Deposit (minimum charge) – per application	$2,152.50	$2,152.50	$0.00	$2,152.50	0.00%
Security Deposit for development involving substantial demolition (minimum charge) – per item	$8,056.50	$8,056.50	$0.00	$8,056.50	0.00%
Establishment					
Establishment Fee – All restorations, road opening and infrastructure works – per item	$399.75	$411.80	$0.00	$411.80	3.01%
Road Pavement – Concrete					
Council Officers are required to carry out schedule inspections and sign off all completed works.					
Reinforced Concrete Road (225mm) – per m²	$548.40	$564.90	$0.00	$564.90	3.01%
Reinforced Concrete Road (225mm) with 50mm AC Overlay -per m²	$758.50	$781.30	$0.00	$781.30	3.01%
Reinforced concrete road 225mm thick + 100mm AC10 overlay (1m² minimum) – per m²	$840.50	$865.80	$0.00	$865.80	3.01%

Name	Year 18/19 Fee (incl. GST)	Year 19/20 Fee (excl. GST)	GST	Fee (incl. GST)	Increase %
Road Pavement – Asphalt					
Asphalt Pavement (AC10 / AC20, up to 150 mm) on existing base – per m²	$355.70	$366.40	$0.00	$366.40	3.01%
Asphalt resheet to gutter (50mm thick) – per m²	$130.70	$134.70	$0.00	$134.70	3.06%
Asphalt adjustment to road (50mm thick) – per m²	$88.15	$90.80	$0.00	$90.80	3.01%
Footpath – Concrete					
Concrete Footpath (75mm thick) – per m²	$294.70	$303.60	$0.00	$303.60	3.02%
Concrete Footpath (75mm thick) – greater than 10m² – per m²					POA
					Last YR Fee POA
Footpath street name plates – per item					POA
					Last YR Fee POA
Concrete Footpath (75mm thick) – with stencilling – per m²					POA
					Last YR Fee POA
Concrete Footpath – Heavy Duty 125mm – with F62 – per m²	$348.50	$359.00	$0.00	$359.00	3.01%
Removal of concrete or asphalt path for provision of nature strip, etc (+ saw cutting) – per m²	$88.15	$90.80	$0.00	$90.80	3.01%
Footpath – Asphalt					
Asphalt Pavement (AC5, 50mm thick) – per m²	$243.45	$250.80	$0.00	$250.80	3.02%
Footpath – Pavers					
Paving – lay existing pavers on fine crushed rock (FCR) + sand bedding – per m²	$307.50	$316.80	$0.00	$316.80	3.02%
Paving – lay existing pavers on concrete base + sand bedding – per m²	$389.50	$401.20	$0.00	$401.20	3.00%
Paving – Replace damaged pavers (1m² minimum) – per m²					POA
					Last YR Fee POA
Grass Verge & Landscaping					
Formed or Grassed Area including 100mm topsoil (replace with buffalo or existing grass type) – per m²	$78.90	$81.30	$0.00	$81.30	3.04%
Landscaped garden beds – per m²	$161.45	$166.30	$0.00	$166.30	3.00%

continued on next page ...

Name	Year 18/19 Fee (incl. GST)	Year 19/20 Fee (excl. GST)	GST	Fee (incl. GST)	Increase %
Grass Verge & Landscaping [continued]					
Plant new street tree (if approved) – per tree					POA
					Last YR Fee POA
Plus remove existing street tree (separate approval required) – per tree					POA
					Last YR Fee POA
Construct verge gardens – Concrete cutting and disposal – per m²	$199.85	$205.90	$0.00	$205.90	3.03%
On request from property owners who wish to create verge gardens in the immediate vicinity of their homes. Includes aeration and topping up with soil/compost mix. - per square metre					
Kerb & Gutter					
Standard Kerb & Gutter – per lin.m	$312.65	$322.10	$0.00	$322.10	3.02%
Standard Kerb or Gutter Only – per lin.m	$197.30	$203.30	$0.00	$203.30	3.04%
Dish Crossing (up to 900mm wide) – per lin.m	$379.25	$390.70	$0.00	$390.70	3.02%
Sandstone Kerbing & Relevelling (using existing) – per lin.m	$479.20	$493.60	$0.00	$493.60	3.01%
Sandstone Kerbing & Relevelling (new sandstone) – per lin.m					POA
					Last YR Fee POA
Pram Ramp, Standard Size – per item	$1,435.00	$1,478.10	$0.00	$1,478.10	3.00%
Kerb and gutter – by machine – per lin.m					POA
					Last YR Fee POA
Driveways					
Vehicle Crossing Layback – per lin.m	$395.00	$406.90	$0.00	$406.90	3.01%
Light Duty Vehicle Crossing (1m² minimum) – per m²	$358.75	$369.60	$0.00	$369.60	3.02%
Heavy Duty Vehicle Crossing (150mm with F82) (1m² minimum) – per m²	$451.00	$464.60	$0.00	$464.60	3.02%
Industrial Vehicle Crossing (225mm with F82) (1m² minimum) – per m²	$679.05	$699.50	$0.00	$699.50	3.01%
Refundable deposit for Light Duty Crossing – per driveway	$1,691.25	$1,691.25	$0.00	$1,691.25	0.00%
Refundable deposit for Heavy Duty Crossing – per driveway	$5,125.00	$5,125.00	$0.00	$5,125.00	0.00%
Refundable deposit for Industrial Crossing – per driveway	$6,508.75	$6,508.75	$0.00	$6,508.75	0.00%

Name	Year 18/19 Fee (incl. GST)	Year 19/20 Fee (excl. GST)	GST	Fee (incl. GST)	Increase %
Stormwater & Drainage					
Kerb Outlet (Concrete Kerb) – per item	$194.75	$200.60	$0.00	$200.60	3.00%
Stormwater Piping (90mm pipe) – per lin.m	$67.65	$69.70	$0.00	$69.70	3.03%
Supply and Install 150mm x 100mm galvanised steel pipe (4.0mm thick) – per m²	$192.20	$198.00	$0.00	$198.00	3.02%
Core Drill Sandstone Kerb for Stormwater Outlet – per item	$217.80	$224.40	$0.00	$224.40	3.03%
Lintel Only to Gully Pit – per item	$1,156.00	$1,156.00	$0.00	$1,156.00	0.00%
Gully Pit (for pipes up to 600mm diameter) – per item	$3,920.00	$3,920.00	$0.00	$3,920.00	0.00%
Gully Pit (for pipes > 600mm diameter) – per item					POA
					Last YR Fee POA
Excavation, supply and lay reinforced concrete pipes – per application					POA
					Last YR Fee POA
Excavation, supply and construction of all stormwater infrastructure works (e.g. Gully pit, manhole, extended kerb lintel) – per application					POA
					Last YR Fee POA
Traffic Facilities					
Special traffic facilities (e.g. Pedestrian Refuges, Wombat Crossing, etc) – per item					POA
					Last YR Fee POA
Supply and installation of steel bollard – per item					POA
					Last YR Fee POA
Main Street Improvement Works General					
Supply Concrete Pavers (230mm x 185mm) only – per m²	$57.90	$59.70	$0.00	$59.70	3.11%
Lay Main street Concrete Paver (230mm x 185mm) – includes sub-base preparation – per m²	$279.30	$287.70	$0.00	$287.70	3.01%
Supply Main street Footpath Paver (400mm x 400mm x 40mm) only – per m²	$125.55	$129.40	$0.00	$129.40	3.07%
Lay Main street Footpath Paver – includes sub-base preparation – per m²	$335.70	$345.80	$0.00	$345.80	3.01%
Main street asphalt footpath with Carborundum Surface Coating (two coats) – per m²	$256.25	$264.00	$0.00	$264.00	3.02%
Supply and Install new Sandstone Kerb (Dimension stone, 40MPa, on a 100mm concrete strip footing) – per lineal metre	$579.15	$596.60	$0.00	$596.60	3.01%

continued on next page ...

Name	Year 18/19 Fee (incl. GST)	Year 19/20 Fee (excl. GST)	GST	Fee (incl. GST)	Increase %
Main Street Improvement Works General [continued]					
Supply Porphyry Setts – per m²	$222.95	$229.70	$0.00	$229.70	3.03%
Lay Porphyry Setts, including mortar bed, joints & sub-base – per m²	$369.00	$380.10	$0.00	$380.10	3.01%
Supply Porphyry Banding – per m²	$292.15	$301.00	$0.00	$301.00	3.03%
Supply Interlock Pavers 'Honed Finish' 230mm x 110mm x 80mm – per m²	$112.75	$116.20	$0.00	$116.20	3.06%
Supply Anchorlock Pavers 'Honed Finish' – per m²	$133.25	$137.30	$0.00	$137.30	3.04%
Lay Interlock & Anchorlock Pavers – includes 150mm concrete base – per m²	$497.15	$512.10	$0.00	$512.10	3.01%
Supply Tactile Ground Surface Indicator Pavers – per m²	$148.65	$153.20	$0.00	$153.20	3.06%
Lay Tactile Ground Surface Indicator Pavers – per m²	$240.90	$248.20	$0.00	$248.20	3.03%
Additional charge to upgrade main street paving (where Council is constructing concrete path and property owner requests main street style paving) – per m²	$194.75	$200.60	$0.00	$200.60	3.00%
Supply Pedestrian Safe Trench Grates – per lineal metre	$250.00	$257.50	$0.00	$257.50	3.00%
Install Pedestrian Safe Trench Grates – per lineal metre	$266.50	$274.50	$0.00	$274.50	3.00%
Main street Fence – per lineal metre	$648.30	$667.80	$0.00	$667.80	3.01%
Decorative Pedestrian Street Lighting (includes minimum 1500mm x 500mm dia. concrete footing) supply & installation – per item					POA
					Last YR Fee POA
Supply and Install RMS approved fence – per panel	$648.30	$667.80	$0.00	$667.80	3.01%
Supply & install Fibreglass Walkway Mictromesh – per m²	$799.50	$823.50	$0.00	$823.50	3.00%
Excavation and Miscellaneous					
Saw cutting up to 100 mm thick – per lin.m	$68.15	$70.20	$0.00	$70.20	3.01%
Saw cutting from 100 mm up to 250 mm thick – per lin.m	$189.65	$195.40	$0.00	$195.40	3.03%
Rock excavation (allows for removal of spoil) – per m³					POA
					Last YR Fee POA
Excavation other than rock (allows for removal of spoil) – per m³					POA
					Last YR Fee POA
Miscellaneous Civil Works – per application					POA
					Last YR Fee POA

Name	Year 18/19 Fee (incl. GST)	Year 19/20 Fee (excl. GST)	GST	Fee (incl. GST)	Increase %
ENGINEERING & DESIGN & INSPECTIONS					
Flood Certificate (where service is available) – per certificate	$340.80	$340.80	$0.00	$340.80	0.00%
Access to Flood models	$1,000.00	$1,000.00	$0.00	$1,000.00	0.00%
Prepare Engineering designs for roadworks, vehicle crossings (min 2 hours) – per hour	$150.00	$150.00	$0.00	$150.00	0.00%
Inspection fee – per inspection	$165.00	$165.00	$0.00	$165.00	0.00%
Footpath Condition Inspection – Development Works – per inspection	$230.65	$230.65	$0.00	$230.65	0.00%
Engineering plan assessment for public domain works (min 2 hours) – per hour	$150.00	$150.00	$0.00	$150.00	0.00%
Application Fee for design approval to construct works on Council property (includes applications for Step 1 Vehicle Crossing Approval, Levels Certificate and Roadworks Permit) – per item	$190.40	$190.40	$0.00	$190.40	0.00%
Application Fee for approval to construct works on Council property – per application	$88.00	$88.00	$0.00	$88.00	0.00%
Inspections outside normal business hours (8.00am to 5.00pm) – per inspection	$330.00	$330.00	$0.00	$330.00	0.00%
Section 88G (Conveyancing Act) Certificates * – per item	$44.50	$44.50	$0.00	$44.50	0.00%
ROAD ACCESS PERMIT FEES					
Road, Footpath, Car Park Occupation					
Use of Council's property for charitable clothing bin (Annual Charge) – per item	$648.30	$667.80	$0.00	$667.80	3.01%
Heavy Plant Occupation (Mobile hoisting devices, including Crane, Concrete Boom Pump, Exvacator, Cherry Picker, etc) – per day or part there of	$410.00	$422.30	$0.00	$422.30	3.00%
Heavy Plant Occupation (Trucks, Line Pumps, etc) – per day or part there of	$205.00	$211.20	$0.00	$211.20	3.02%
Footpath Occupation/Road Occupancy/Car park occupation – application fee (partial closure) – per application	$78.95	$81.40	$0.00	$81.40	3.10%
Footpath Occupation/Road Occupancy/Car park occupation – rate – per m² per week or part thereof	$47.15	$11.50	$0.00	$11.50	-75.61%
Footpath Occupation/Road Occupancy/Car park occupation – minimum weekly charge – per application	$458.70	$115.00	$0.00	$115.00	-74.93%
Footpath Occupation/Road Occupancy/Car Park Occupation for a commercial event – per street block per event	$5,125.00	$5,278.80	$0.00	$5,278.80	3.00%
Use of road, footpath and/or Council carpark for the purpose of providing short term community services such as blood bank, breast screening, etc., are exempt from fees, subject to approval	No Charge - Subject to approval				
	Last YR Fee No Charge - Subject to approval				

Name	Year 18/19 Fee (incl. GST)	Year 19/20 Fee (excl. GST)	GST	Fee (incl. GST)	Increase %
Temporary Road Closure Fees					
Application Fee for Temporary Road Closure (Full closure) – per application	$155.00	$155.00	$0.00	$155.00	0.00%
Temporary Full Road Closure (including advertising the proposal in accordance with the Roads Act 1993) – per approved application	$1,578.50	$1,625.90	$0.00	$1,625.90	3.00%
There is no charge for residents' neighbourhood street parties					
Hire of barricades and trestles with light – per barricade per week	$55.35	$57.10	$0.00	$57.10	3.16%
plus delivery and collection – per item	$609.90	$628.20	$0.00	$628.20	3.00%
Temporary footpath crossing – Timber boards and strapping installed by applicant – per week	$94.30	$97.20	$0.00	$97.20	3.08%
Additional fee where Council employees carry out the full implementation of the closure – per day	$1,547.75	$1,594.20	$0.00	$1,594.20	3.00%
Additional fee where Council employees carry out the full implementation of the closure out of hours – per day	$1,937.25	$1,995.40	$0.00	$1,995.40	3.00%
Temporary closures for events deemed to have significant local or community benefit at the discretion of the Group Manager Roads Traffic and Stormwater – per item					Free
					Last YR Fee Free
Work Zones					
Work Zone Application Fee – per application	$158.90	$163.70	$0.00	$163.70	3.02%
Work Zone Installation Fee (including removal) plus – per approved application	$735.45	$757.60	$0.00	$757.60	3.01%
Rate for Residential Area – per metre per week	$26.65	$27.50	$0.00	$27.50	3.19%
Rate for Commercial Area – per metre per week	$45.60	$47.00	$0.00	$47.00	3.07%
Rate for Parking Meter Area – per metre per week	$83.05	$85.60	$0.00	$85.60	3.07%
Hoarding Fees					
Hoarding Application Fee (non-refundable) – per application	$451.00	$451.00	$0.00	$451.00	0.00%
Type A Hoarding – security deposit – per application	$1,742.50	$1,742.50	$0.00	$1,742.50	0.00%
Type B Hoarding – security deposit – per application	$10,455.00	$10,455.00	$0.00	$10,455.00	0.00%
Type C Hoarding – security deposit – per application	$850.75	$850.75	$0.00	$850.75	0.00%
Rate for Type A, B and C Hoardings – per m² per month or part thereof	$47.15	$47.15	$0.00	$47.15	0.00%
Type A Hoarding – minimum charge – per month or part thereof	$1,804.00	$1,804.00	$0.00	$1,804.00	0.00%
Type B Hoarding – minimum charge – per month or part thereof	$2,244.75	$2,244.75	$0.00	$2,244.75	0.00%
Type C Hoarding – minimum charge – per month or part thereof	$451.00	$451.00	$0.00	$451.00	0.00%

continued on next page ...

Name	Year 18/19 Fee (incl. GST)	Year 19/20 Fee (excl. GST)	GST	Fee (incl. GST)	Increase %
Hoarding Fees [continued]					
Application for the temporary occupation of the footpath to undertake maintenance and other works to a building – per application	$169.10	$169.10	$0.00	$169.10	0.00%
Skip Placement					
Annual Licence Fee – Skip providers – per application per year	$1,500.00	$1,500.00	$0.00	$1,500.00	0.00%
Pro-rata Licence Fee for new applicants in second half of financial year – per application (pro-rata)	$750.00	$750.00	$0.00	$750.00	0.00%
Rate for more than one week in an un-metered parking area – per application					
					Last YR Fee Refer to Roads, Footpath, and Car Park Occupation fees
Rate for more than three (3) days in a metered parking area – per application					Refer to Parking Meter fees
					Last YR Fee Refer to Parking Meter fees
Deposit Fee – Skip Provider (refundable) – per item	$3,177.50	$3,177.50	$0.00	$3,177.50	0.00%
Note: The Deposit Fee may be called up by Council to repair damage caused by the placing of Bin(s) by the applicant					
Cancellation of Approval by Council (See below for Impounding Fees) – per item	$1,927.00	$1,927.00	$0.00	$1,927.00	0.00%
Road Anchors in Road Reserve					
Installation of temporary shoring including ground anchors in the road reserve – Application fee – per application	$3,157.00	$3,251.80	$0.00	$3,251.80	3.00%
Installation of temporary shoring including ground anchors in the road reserve – Security deposit (refundable once anchors have been released) – per application	$25,625.00	$26,393.80	$0.00	$26,393.80	3.00%
TRAFFIC AND PARKING FEES					
General Fees					
Parking restriction signage (LTC approved) – supply/ installation/ removal/ maintenance – per sign	$404.90	$404.90	$0.00	$404.90	0.00%
Pavement marking – per application					POA
					Last YR Fee POA
Supply of Sign – per sign					POA
					Last YR Fee POA

continued on next page ...

Name	Year 18/19 Fee (incl. GST)	Year 19/20 Fee (excl. GST)	GST	Fee (incl. GST)	Increase %
General Fees [continued]					
Concrete raised threshold with stencil (Minimum Charge 1 sqm) – per m²					POA
					Last YR Fee POA
Supply of installation dates and data (application to waive penalties and/or traffic survey data information) – per request	$67.65	$61.50	$6.15	$67.65	0.00%
Line marking on either side of Driveways or remarking of existing lines (2 lines) – per driveway	$205.00	$205.00	$0.00	$205.00	0.00%
Car Share Parking Space Fees					
Car Share space application – per application	$152.70	$143.00	$14.30	$157.30	3.01%
Install/replace car share signposting supply and install signs (includes first years fee) – per sign	$358.75	$336.00	$33.60	$369.60	3.02%
Car share Annual Fee – per year or part there of	$67.65	$63.36	$6.34	$69.70	3.03%
Parking Meter Fees					
Relocation of parking meter – per application					POA
					Last YR Fee POA
Parking Meter Fees Main Street Meters 8:00am – 10:00pm daily – Balmain/Rozelle/Leichhardt – per hour	$4.10	$3.91	$0.39	$4.30	4.88%
Parking Meter Fees Side Street Meters 8:00am – 6:00pm (1st 2 hours) – Balmain/Rozelle/Leichhardt – per hour	$4.10	$3.91	$0.39	$4.30	4.88%
Parking Meter Fees Side Street Meters 8.00am – 6:00pm (after 2 hours until 6:00pm) – Balmain/Rozelle/Leichhardt – per hour	$2.00	$1.91	$0.19	$2.10	5.00%
Parking Meter Fees Side Street Meters 6:00pm – 10:00pm – Balmain/Rozelle/Leichhardt – per hour	$4.10	$3.91	$0.39	$4.30	4.88%
Parking Meter Fees – On street – King St and Enmore Road – per item				Current charge for meter parking established by Sydney City Council for King Street	
				Current charge for meter parking established by Sydney City Council for King Street	Last YR Fee
Suspension of parking metering (subject to approval) – application fee – per application	$153.75	$153.75	$0.00	$153.75	0.00%
Suspension of parking metering (subject to approval) – per day per parking bay	$57.40	$57.40	$0.00	$57.40	0.00%
Resident Parking Permit Fees					
2nd Resident Parking Permit (Ashfield/Dobroyd Point/Haberfield/Summer Hill/Ashbury/Croydon/Hurlstone Park/Croydon Park) – per permit	$54.85	$56.50	$0.00	$56.50	3.01%

continued on next page ...

Name	Year 18/19 Fee (incl. GST)	Year 19/20 Fee (excl. GST)	GST	Fee (incl. GST)	Increase %
Resident Parking Permit Fees [continued]					
1st Resident Parking Permit – per permit					No Charge
					Last YR Fee No Charge
2nd Resident Parking Permit (Leichhardt/Lilyfield/Rozelle/Annandale/Birchgrove/ Balmain/Balmain East) – per permit					No Charge
					Last YR Fee No Charge
Replacement of Lost Parking Permit (subject to submission of satisfactory evidence) – per permit	$35.00	$35.00	$0.00	$35.00	0.00%
Pensioner Parking Permit (Leichhardt/Lilyfield/Rozelle/Annandale/Birchgrove/ Balmain/Balmain East) – per permit					No Charge
					Last YR Fee No Charge
Resident Visitor Parking Permit (Leichhardt/Lilyfield/Rozelle/Annandale/Birchgrove/ Balmain/Balmain East) – per permit					No Charge
					Last YR Fee No Charge
Temporary Residential Parking Permit (2 weeks max) (Leichhardt/Lilyfield/Rozelle/Annandale/Birchgrove/ Balmain/Balmain East) – per week					No Charge
					Last YR Fee No Charge
2nd Resident Parking Permit (Marrickville/Camperdown/Petersham/Dulwich Hill/St Peters/Stanmore/Lewisham/Sydenham/Tempe) – per permit	$110.20	$113.60	$0.00	$113.60	3.09%
2nd Resident Parking Permit (Marrickville/Camperdown/Petersham/Dulwich Hill/St Peters/Stanmore/Lewisham/Sydenham/Tempe) – Pensioner Card/Health Care Card Holder – per permit	$54.85	$56.50	$0.00	$56.50	3.01%
Resident Visitor 'one day use' Parking Permit (Marrickville/Camperdown/Newtown/Petersham/Dulwich Hill/St Peters/Enmore/Stanmore/Lewisham/Sydenham/Tempe) – Max. 30 per year – per 10 permits	$25.65	$26.50	$0.00	$26.50	3.31%
Resident Visitor 'one day use' Parking Permit (Marrickville/Camperdown/Newtown/Petersham/Dulwich Hill/St Peters/Enmore/Stanmore/Lewisham/Sydenham/Tempe) – Max. 30 per year – for pensioners on full benefits – per 10 permits	$12.80	$13.20	$0.00	$13.20	3.13%

Name	Year 18/19 Fee (incl. GST)	Year 19/20 Fee (excl. GST)	GST	Fee (incl. GST)	Increase %
Business Parking Permit Fees					
1st Business Parking Permit (Leichhardt/Lilyfield/Rozelle/Annandale/Birchgrove/ Balmain/Balmain East) – per permit					No Charge
					Last YR Fee No Charge
2nd and subsequent Business Parking Permit (Leichhardt/Lilyfield/Rozelle/Annandale/Birchgrove/ Balmain/Balmain East) – per permit	$112.75	$116.20	$0.00	$116.20	3.06%
Community and Essential Services Parking Permit (Leichhardt/Lilyfield/Rozelle/Annandale/Birchgrove/ Balmain/Balmain East) – per permit					No Charge
					Last YR Fee No Charge
Temporary Business Parking Permit (12 weeks max) (Leichhardt/Lilyfield/Rozelle/Annandale/Birchgrove/ Balmain/Balmain East) – per week	$11.30	$11.70	$0.00	$11.70	3.54%
Business Parking Permit (Marrickville/Camperdown/Newtown/Petersham/Dulwich Hill/St Peters/Enmore/Stanmore/Lewisham/Sydenham/Tempe) – per permit	$248.55	$256.10	$0.00	$256.10	3.04%
Business Parking Permit (Marrickville/Camperdown/Newtown/Petersham/Dulwich Hill/St Peters/Enmore/Stanmore/Lewisham/Sydenham/Tempe) – Not for profit organisations – per permit	$125.55	$129.40	$0.00	$129.40	3.07%
Other Parking Permit Fees					
Care worker parking permit (City of Sydney) – per permit				Refer to City of Sydney Fees and Charges	
				Last YR Fee Refer to City of Sydney Fees and Charges	
Resident's carer (personal carer) (Marrickville/Camperdown/Newtown/Petersham/Dulwich Hill/St Peters/Enmore/Stanmore/Lewisham/Sydenham/Tempe) – per permit					Free
					Last YR Fee Free
Trade vehicle permit (Marrickville/Camperdown/Newtown/Petersham/Dulwich Hill/St Peters/Enmore/Stanmore/Lewisham/Sydenham/Tempe) – per permit	$68.70	$70.80	$0.00	$70.80	3.06%
Car Park Fees					
Brown Street Car Park – per week	$38.95	$36.55	$3.65	$40.20	3.21%
Car park opening fee (out of hours opening fee Mon-Fri) – per application	$361.30	$338.36	$33.84	$372.20	3.02%

continued on next page ...

Name	Year 18/19 Fee (incl. GST)	Year 19/20 Fee (excl. GST)	GST	Fee (incl. GST)	Increase %
Car Park Fees [continued]					
Car park opening fee (out of hours opening fee Sat-Sun) – per application	$422.80	$395.91	$39.59	$435.50	3.00%
Parking Meter Fees – Off-street parking (Lennox 8am-10pm) – per hour	$2.20	$2.09	$0.21	$2.30	4.55%
Parking Meter Fees – Off-street parking (Edgeware – 6pm-10pm) – per hour	$2.20	$2.09	$0.21	$2.30	4.55%
Frampton Ave car park business parking scheme (employees) – per permit per year	$679.05	$635.91	$63.59	$699.50	3.01%
Frampton Ave car park business parking scheme (employees) – per permit per quarter	$197.30	$184.82	$18.48	$203.30	3.04%
FILMING PERMIT FEES					
Filming Application Fees					
Filming Application Fee – Ultra low impact – per item				No Charge	
				Last YR Fee No Charge	
Filming Application Fee – Low impact – per item	$150.00	$150.00	$0.00	$150.00	0.00%
Filming Application Fee – Medium impact – per item	$300.00	$300.00	$0.00	$300.00	0.00%
Filming Application Fee – High impact – per item	$500.00	$500.00	$0.00	$500.00	0.00%
Traffic Management Assessment Fees					
Administration fee – low assessment – per application	$150.00	$150.00	$0.00	$150.00	0.00%
Administration fee – medium assessment – per application	$300.00	$300.00	$0.00	$300.00	0.00%
Administration fee – high assessment – per application				per temporary road closure fees	
				Last YR Fee per temporary road closure fees	
Filming Application – Other					
Additional Charges apply where:				Additional Charges apply where:	
				Last YR Fee Additional Charges apply where:	
(a) Application is submitted less than 5 days notification – per item	$217.80	$224.40	$0.00	$224.40	3.03%
(b) Application is submitted with 24 Hours notification – per item	$322.90	$332.60	$0.00	$332.60	3.00%
Filming within the Ashfield Aquatic Centre (half & full day), does not include exclusive use or exclusion of the general public – per item	$1,486.25	$1,530.90	$0.00	$1,530.90	3.00%

continued on next page ...

Name	Year 18/19 Fee (incl. GST)	Year 19/20 Fee (excl. GST)	GST	Fee (incl. GST)	Increase %
Filming Application – Other [continued]					
Filming within the Ashfield Aquatic Centre (lane hire 1/2 day), includes exclusive use and exclusion of the general public – per item	$2,962.25	$3,051.20	$0.00	$3,051.20	3.00%
Approval of Parking plans or unit based plans (For barricading Parking Spaces) including for filming on private property – per application	$150.00	$150.00	$0.00	$150.00	0.00%
Plus for barricading of parking spaces in metered parking areas, refer to Parking Meter Fees.					
Filming Application Revision (significant changes to timing and/or nature of filming activity) – per application		Additional 75% of Application Fees			
		Last YR Fee Additional 75% of Application Fees			
Zero Budget Student Productions – per item		Free			
		Last YR Fee Free			
Community based non-profit educational & community service organisations – per item		Free			
		Last YR Fee Free			
Major Revision of initial filming applications – per item		Additional 75% of applicable application fee			
		Last YR Fee Additional 75% of applicable application fee			
Temporary Road & Footpath Closures – per item		Refer Road Closure - Temporary Fees			
		Last YR Fee Refer Road Closure - Temporary Fees			
Use of Council Constructed facilities – per item		Refer Town Halls Filming Fee			
		Last YR Fee Refer Town Halls Filming Fee			
Other Council services & other filming / photography (non-refundable) – in accordance with Local Government filming protocol – per item		Actual Cost plus GST			
		Last YR Fee Actual Cost plus GST			
WHITE WAY LIGHTING ALTERATIONS					
Security Deposit for adjustments by owner – per item	$871.25	$792.05	$79.21	$871.26	0.00%
Inspection Fee – includes 2 Inspections – per item	$192.20	$174.73	$17.47	$192.20	0.00%
Additional inspections (normal business hours 8.00am to 5.00pm) – per item	$88.15	$80.14	$8.01	$88.15	0.00%
Supply and install White way Light Fitting (wiring in new conduit to existing supply, gallery, sphere, 20W compact fluoro globe) – per item	$673.95	$612.68	$61.27	$673.95	0.00%

continued on next page ...

Attachment 2

Name	Year 18/19 Fee (incl. GST)	Year 19/20 Fee (excl. GST)	GST	Fee (incl. GST)	Increase %

WHITE WAY LIGHTING ALTERATIONS [continued]

Adjustment and extensions by Council – per fitting	POA
	Last YR Fee POA
White way lighting works carried out by Council – per item	POA - estimated cost plus 12%
	Last YR Fee POA - estimated cost plus 12%

Name	Year 18/19 Fee (incl. GST)	Year 19/20 Fee (excl. GST)	GST	Fee (incl. GST)	Increase %
SUSTAINABILITY & ENVIRONMENT					
RECYCLING & WASTE MANAGEMENT – WEST					
Rateable Properties					
Residential Waste Service: 120L weekly garbage, 240L fortnightly recycling & 240L fortnightly garden organic waste	$0.00	$423.00	$0.00	$423.00	∞
Residential Waste Service: 240L weekly garbage, 240L fortnightly recycling & 240L fortnightly garden organic waste	$774.00	$810.00	$0.00	$810.00	4.65%
Residential Additional Garbage Bin (120L)	$387.00	$337.90	$0.00	$337.90	-12.69%
BUSINESS WASTE AND NON-RATEABLE PROPERTIES – WEST					
Rateable Properties					
Business Waste Service: 1 x 120L weekly garbage & 1 x 240L fortnightly recycling	$602.00	$1,487.20	$0.00	$1,487.20	147.04%
Business Waste Service: 1 x 240L weekly garbage & 1 x 240L fortnightly recycling	$938.00	$2,048.80	$0.00	$2,048.80	118.42%
Business Waste Service: 1 x 240L fortnightly recycling ONLY	$207.00	$468.00	$0.00	$468.00	126.09%
Non Rateable Properties Excluding Businesses					
Waste Service: 1 x 240L fortnightly garden organics ONLY	$91.00	$509.60	$0.00	$509.60	460.00%
RECYCLING & WASTE MANAGEMENT – NORTH					
Provision of Domestic Waste Services					
Council rebates 100% of the domestic waste management charge to pensioners who have continuously been ratepayers / residents of the Municipality of Leichhardt for ten years or longer					
Residential Waste Service: 1 x 55L weekly garbage, 2 X 120L fortnightly recycling & 1 x 120L fortnighlty garden organic waste	$428.00	$443.50	$0.00	$443.50	3.62%
Residential Waste Service: 1 x 80L weekly garbage, 2 X 120L fortnightly recycling & 1 x 120L fortnighlty garden organic waste	$454.00	$470.00	$0.00	$470.00	3.52%
Residential Waste Service: 1 x 120L weekly garbage, 2 X 120L fortnightly recycling & 1 x 120L fortnighlty garden organic waste	$526.00	$544.00	$0.00	$544.00	3.42%
Residential Waste Service: 2 x 55L weekly garbage, 2 X 120L fortnightly recycling & 1 x 120L fortnighlty garden organic waste	$526.00	$544.00	$0.00	$544.00	3.42%
Residential Waste Service (Shared between 2): 1 x 120L weekly garbage, 1 X 240L fortnightly recycling & 1 x 240L fortnighlty garden organic waste	$428.00	$443.50	$0.00	$443.50	3.62%

continued on next page ...

Name	Year 18/19 Fee (incl. GST)	Year 19/20 Fee (excl. GST)	GST	Fee (incl. GST)	Increase %
Provision of Domestic Waste Services [continued]					
Residential Waste Service (Shared between 2): 1 x 240L weekly garbage, 1 X 240L fortnightly recycling & 1 x 240L fortnighlty garden organic waste	$526.00	$544.00	$0.00	$544.00	3.42%
Residential Waste Service (Shared between 3): 1 x 240L weekly garbage, 1 X 240L fortnightly recycling & 1 x 240L fortnighlty garden organic waste	$454.00	$470.00	$0.00	$470.00	3.52%
Residential Waste Service (Shared between 4): 1 x 240L weekly garbage, 1 X 240L fortnightly recycling & 1 x 240L fortnighlty garden organic waste	$428.00	$443.50	$0.00	$443.50	3.62%
Boarding House Only – 1 x 240 litre service	$708.00	$732.50	$0.00	$732.50	3.46%
Weekend Tip (Car, Trailer or Ute)					
General Rubbish – Full Load	$60.00	$56.36	$5.64	$62.00	3.33%
General Rubbish – Half Load	$35.00	$32.73	$3.27	$36.00	2.86%
Pre-sorted Recyclables				Free for drop-off	
				Last YR Fee -	
Garden Organics				Free for drop-off	
				Last YR Fee -	
Pre-sorted Mixed Load – Garden Organics/Recyclables/General Rubbish	$42.00	$39.55	$3.95	$43.50	3.57%
Recycling of mattresses – Single				Free	
				Last YR Fee -	
Recycling of mattresses – Double				Free	
				Last YR Fee -	
Recycling of e-waste (television, computers and peripherals)				Free	
				Last YR Fee Free	
BUSINESS WASTE – NORTH					
Provision of Business Waste Service					
Business Waste Service: 1 x 55L per pickup	$14.00	$14.50	$0.00	$14.50	3.57%
Business Waste Service: 1 x 120L per pickup	$19.00	$19.60	$0.00	$19.60	3.16%
Business Waste Service: 1 x 240L per pickup	$29.50	$30.40	$0.00	$30.40	3.05%

Provision of Business Waste Service – Annual Fee

This annual service is only available with the prior agreement of Council and where the number of bins

continued on next page ...

Name	Year 18/19 Fee (incl. GST)	Year 19/20 Fee (excl. GST)	GST	Fee (incl. GST)	Increase %
Provision of Business Waste Service – Annual Fee [continued]					
collected is the same each week					
Business Waste Service: 1 x 55L weekly garbage	$692.90	$754.00	$0.00	$754.00	8.82%
Business Waste Service: 1 x 120L weekly garbage	$959.40	$1,019.20	$0.00	$1,019.20	6.23%
Business Waste Service: 1 x 240L weekly garbage	$1,492.40	$1,580.80	$0.00	$1,580.80	5.92%
Mobile Garbage Bin Lease Fee					
Business Waste Service: 1 x 120L per month	$10.25	$10.60	$0.00	$10.60	3.41%
Business Waste Service: 1 x 240L per month	$11.30	$11.70	$0.00	$11.70	3.54%
Business Waste Service: 1 x 120L per annum	$119.95	$127.20	$0.00	$127.20	6.04%
Business Waste Service: 1 x 240L per annum	$132.25	$140.40	$0.00	$140.40	6.16%
RECYCLE CONTAINER FEES – NORTH					
Bokashi Buckets – 19L	$71.75	$67.27	$6.73	$74.00	3.14%
Bokashi Mix – 1 kg bag	$10.25	$9.64	$0.96	$10.60	3.41%
Degradable Dog Bags – 20 Pack					Free
					Last YR Fee Free
SPECIAL EVENTS – NORTH					
1 x 240L Waste Service	$29.50	$27.64	$2.76	$30.40	3.05%
1 x 240L Paper Recycling Service	$11.30	$10.64	$1.06	$11.70	3.54%
1 x 240L Commingled Containers Recycling Service	$14.35	$13.45	$1.35	$14.80	3.14%
RECYCLING & WASTE MANAGEMENT – SOUTH					
Domestic Waste Management Service					
Residential Waste Service: 140L weekly garbage, 240L fortnightly recycling & 240L garden organic waste	$578.50	$570.50	$0.00	$570.50	-1.38%
Residential Waste Service: 140L weekly garbage ONLY	$328.00	$323.50	$0.00	$323.50	-1.37%
IWC VACANT LAND/AVAILABILITY CHARGE					
Vacant Land/Availability Charge	$428.00	$222.00	$0.00	$222.00	-48.13%

IWC REPLACEMENT BINS

If replacement required through loss, damage, misuse or neglect.
Please note, not all bins are available to all service areas.

continued on next page ...

Name	Year 18/19 Fee (incl. GST)	Year 19/20 Fee (excl. GST)	GST	Fee (incl. GST)	Increase %
IWC REPLACEMENT BINS [continued]					
1 x 55L bin	$28.70	$29.60	$0.00	$29.60	3.14%
1 x 80L mobile bin	$42.05	$43.40	$0.00	$43.40	3.21%
1 x 120L mobile bin	$45.10	$46.50	$0.00	$46.50	3.10%
1 x 140L mobile bin	$48.20	$49.70	$0.00	$49.70	3.11%
1 x 240L mobile bin	$51.25	$52.80	$0.00	$52.80	3.02%
1 x 660L mobile bin	$474.05	$488.30	$0.00	$488.30	3.01%
Replacement of BLACK 55L Recycling Crate	$24.60	$25.40	$0.00	$25.40	3.25%
Replacement of BLUE 55L Recycling Crate	$25.65	$26.50	$0.00	$26.50	3.31%
IWC SPECIAL COLLECTIONS					
Mattress not presented for collection on the scheduled booking day	$0.00	$22.70	$0.00	$22.70	∞
Special Collections					P.O.A.
					Last YR Fee P.O.A.
Special Collections/Paid Clean Ups (Maximum of 2m³)	$139.00	$143.20	$0.00	$143.20	3.02%
COMMUNITY NURSERY					
Plant Prices – General Sales					
50mm tube	$3.30	$3.09	$0.31	$3.40	3.03%
140mm pot	$15.40	$13.64	$1.36	$15.00	-2.60%
200mm pot	$55.00	$51.82	$5.18	$57.00	3.64%
Plant Prices – Pensioner Card/Commonwealth Health Card Holder					
50mm tube	$3.00	$2.73	$0.27	$3.00	0.00%
140mm pot	$7.10	$6.36	$0.64	$7.00	-1.41%
200mm pot	$27.50	$25.45	$2.55	$28.00	1.82%
Plant Prices – Not for Profit Organisation Sales					
50mm tube	$3.00	$2.73	$0.27	$3.00	0.00%
140mm pot	$7.10	$6.36	$0.64	$7.00	-1.41%
200mm pot	$27.50	$25.45	$2.55	$28.00	1.82%
Hire of Facility					
Whole day (8 hours)	$152.50	$145.45	$14.55	$160.00	4.92%
Half day (4 hours)	$76.15	$72.73	$7.27	$80.00	5.06%

Name	Year 18/19 Fee (incl. GST)	Year 19/20 Fee (excl. GST)	GST	Fee (incl. GST)	Increase %
Seed Collection					
Rate / hour	$53.00	$50.00	$5.00	$55.00	3.77%
Environmental Incident Training Package					
Fee	$1,957.75	$1,833.18	$183.32	$2,016.50	3.00%

Name	Year 18/19 Fee (incl. GST)	Year 19/20 Fee (excl. GST)	GST	Fee (incl. GST)	Increase %

TREES, PARKS & SPORTSFIELDS

SPORTING GROUNDS & OUTDOOR FACILITIES

1. All fees and charges are to be paid in full in advance. Seasonal hire will be invoiced one month after the commencement of the season.
2. The winter season commences on the first Tuesday of April and finishes on the last Sunday in August (subject to maintenance needs). The summer season commences on the third Tuesday of September and finishes on the last Sunday in March (subject to maintenance needs).
3. Pre-season training will be charged at casual rates.
4. 15 or more hire events are needed to qualify for a seasonal rate (per booking).
5. Seasonal fees and charges include, goalposts and linemaking. Seasonal hire does not include storage and the use of the canteen.
6. Sporting grounds will be charged per field (where applicable).
7. Conditions are as per Council's adopted Sporting Grounds Allocation Policy
8. No refunds will be offered for wet weather impacting on training (including seasonal hire).
9. No refunds will be offered for wet weather up to three game days per season.
10. No refunds will be offered for up to two lighting outages/ lights not coming on per season.
11. Hire of sporting grounds is subject to availability.
12. Casual hire fees will apply for a minimum of four hours.
13. Schools – free use during the day for sporting grounds (weekdays, 9am – 3pm during school terms ONLY). All other fees apply (eg. athletics carnivals and use of turf wickets). Schools are still required to complete and submit an application for use of the grounds.
14. Charities – may be entitled to a fee waiver. See the Events in Parks Policy for conditions.

Leichhardt Oval #1

Leichhardt Oval #1				POA	
				Last YR Fee -	

Henson Park

Henson Park – Professional/ commercial/ corporate games ($/ hour/ field)	$0.00	$572.27	$57.23	$629.50	∞
Henson Park – Community / semi– professional games ($/ hour/ field)	$0.00	$171.64	$17.16	$188.80	∞
Henson Park – Seasonal hire – training with lights ($/ hour/ field)	$0.00	$139.45	$13.95	$153.40	∞
Henson Park – Casual/ charity hire – training with lights ($/ hour/ field)	$0.00	$278.91	$27.89	$306.80	∞
Henson Park – Refundable bond (Optional)	$0.00	$5,000.00	$0.00	$5,000.00	∞

Synthetic Turf Fields

Synthetic Turf Fields – Professional/ commercial/ corporate games ($/ hour/ field)	$0.00	$381.82	$38.18	$420.00	∞
Synthetic Turf Fields – Community / semi– professional games ($/ hour/ field)	$0.00	$152.36	$15.24	$167.60	∞

continued on next page ...

Name	Year 18/19 Fee (incl. GST)	Year 19/20 Fee (excl. GST)	GST	Fee (incl. GST)	Increase %
Synthetic Turf Fields [continued]					
Synthetic Turf Fields – Seasonal hire – training with lights ($/ hour/ field)	$0.00	$110.41	$11.04	$121.45	∞
Synthetic Turf Fields – Seasonal hire – training without lights ($/ hour/ field)	$0.00	$103.18	$10.32	$113.50	∞
Synthetic Turf Fields – Casual/ charity hire – training with lights ($/ hour/ field)	$0.00	$220.82	$22.08	$242.90	∞
Synthetic Turf Fields – Casual/ charity hire – training without lights ($/ hour/ field)	$0.00	$213.55	$21.35	$234.90	∞
Synthetic Turf Fields – Refundable bond (Optional)	$0.00	$5,000.00	$0.00	$5,000.00	∞
Sporting Grounds					
Sporting Grounds – Seasonal hire – training without lights ($/ hour/ marked senior field)	$0.00	$22.00	$2.20	$24.20	∞
Sporting Grounds – Seasonal hire – training with lights ($/ hour/ marked senior field)	$0.00	$29.27	$2.93	$32.20	∞
Sporting Grounds – Seasonal hire – games without lights ($/ hour/ marked senior field)	$0.00	$27.45	$2.75	$30.20	∞
Sporting Grounds – Seasonal hire – games with lights ($/ hour/ marked senior field)	$0.00	$34.73	$3.47	$38.20	∞
Sporting Grounds – Commercial/ corporate hire – training ($/ hour/ marked senior field)	$0.00	$58.55	$5.85	$64.40	∞
Sporting Grounds – Commercial/ corporate hire – games ($/ hour/ marked senior field)	$0.00	$69.45	$6.95	$76.40	∞
Sporting Grounds – Casual/ charity hire – training without lights ($/ hour/ marked senior field)	$0.00	$33.00	$3.30	$36.30	∞
Sporting Grounds – Casual/ charity hire – training with lights ($/ hour/ marked senior field)	$0.00	$43.91	$4.39	$48.30	∞
Sporting Grounds – Casual/ charity hire – games ($/ hour/ marked senior field)	$0.00	$41.18	$4.12	$45.30	∞
Sporting Grounds – School use (weekdays, 9am – 3pm during school terms ONLY)					No Charge
					Last YR Fee -
Sporting Grounds – Refundable bond (Optional)	$0.00	$500.00	$0.00	$500.00	∞
Turf Cricket Wickets					
Cricket Wickets – Seasonal hire – cricket nets ($/ hour/ net)	$0.00	$9.09	$0.91	$10.00	∞
Turf cricket wickets – Seasonal hire – training without lights ($/ hour/ field)	$0.00	$33.00	$3.30	$36.30	∞
Turf cricket wickets – Seasonal hire – training with lights ($/ hour/ field)	$0.00	$43.91	$4.39	$48.30	∞
Turf cricket wickets – Seasonal hire – games without lights ($/ day/ field)	$0.00	$318.64	$31.86	$350.50	∞
Turf cricket wickets – Seasonal hire – games with lights ($/ day/ field)	$0.00	$376.82	$37.68	$414.50	∞
Turf cricket wickets – Commercial/ corporate hire ($/ day/ field)	$0.00	$1,747.27	$174.73	$1,922.00	∞

continued on next page ...

Name	Year 18/19 Fee (incl. GST)	Year 19/20 Fee (excl. GST)	GST	Fee (incl. GST)	Increase %
Turf Cricket Wickets [continued]					
Turf cricket wickets – Casual/ charity hire ($/ day/ field)	$0.00	$842.73	$84.27	$927.00	∞
Turf cricket wickets – School use – weekdays only ($/ day/ field)	$0.00	$251.91	$25.19	$277.10	∞
Turf cricket wickets – Refundable bond (Optional)	$0.00	$5,000.00	$0.00	$5,000.00	∞
Netball/ Basketball/ Multi-Purpose Outdoor Courts & Skate Parks					
Netball/ Basketball/ Multi-Purpose Outdoor court – seasonal hire – without lights ($/ hour/ court)	$0.00	$7.27	$0.73	$8.00	∞
Netball/ Basketball/ Multi-Purpose Outdoor court – seasonal hire – with lights ($/ hour/ court)	$0.00	$10.91	$1.09	$12.00	∞
Netball/ Basketball/ Multi-Purpose Outdoor court – casual hire – without lights ($/ hour/ court)	$0.00	$11.82	$1.18	$13.00	∞
Netball/ Basketball/ Multi-Purpose Outdoor court – casual hire – with lights ($/ hour/ court)	$0.00	$15.45	$1.55	$17.00	∞
Netball/ Basketball/ Multi-Purpose Outdoor court – commercial/ corporate hire ($/ hour/ court)	$0.00	$20.00	$2.00	$22.00	∞
Skate Park – corporate/ casual hire ($/ hour/ skate park)	$0.00	$109.09	$10.91	$120.00	∞
Netball/ Basketball/ Multi-Purpose Outdoor Court/ Skate Park – Refundable bond (Optional)	$0.00	$500.00	$0.00	$500.00	∞
Sporting Grounds, Parks & Outdoor Facilities – Other Items					
Sporting Grounds – Linemarking (for special events)	$0.00	$335.91	$33.59	$369.50	∞
Sporting Grounds – School use – athletics carnivals ($/ day)	$0.00	$302.36	$30.24	$332.60	∞
Use of 3 Phase Power in Parks (not available in all parks) ($/ day)	$0.00	$136.36	$13.64	$150.00	∞
Park Storage – Council provided ($/ season/ ground)	$0.00	$454.55	$45.45	$500.00	∞
Park Storage – supplied by the sporting club ($/ season/ ground)	$0.00	$90.91	$9.09	$100.00	∞
Park Canteen ($/ season/ ground)	$0.00	$90.91	$9.09	$100.00	∞
Sporting Grounds – key replacement/ new key issue	$0.00	$136.36	$13.64	$150.00	∞
Damage to sporting grounds by sporting clubs (excluding usual seasonal wear and tear) – Cost for Council to clean and make repairs					Cost +10%
					Last YR Fee -
Park Canteen bond (Optional)	$0.00	$1,000.00	$0.00	$1,000.00	∞
Park Cleaning bond (Optional)	$0.00	$5,000.00	$0.00	$5,000.00	∞
Park Key bond (Each/ Optional)	$0.00	$150.00	$0.00	$150.00	∞
Park – Turf maintenance bond (Optional)	$0.00	$10,000.00	$0.00	$10,000.00	∞

Name	Year 18/19 Fee (incl. GST)	Year 19/20 Fee (excl. GST)	GST	Fee (incl. GST)	Increase %
Events in Parks					
Events in Parks are subject to the conditions outlined in Council's Events in Parks Policy and Events in Parks Guidelines, which are available to view on the Council website.					
Casual Booking (less than 30 people)					
Park casual event – less than 30 people					No Charge
					Last YR Fee No Charge
Park casual event – less than 30 people with Entertainment Devices – (e.g. Jumping Castle, PA System, Petting Zoo) – per item per day. SUBJECT TO COUNCIL APPROVAL	$0.00	$120.00	$12.00	$132.00	∞
Weddings (up to 120 people)					
Weddings (Up to 120 people). Maximum three hour hire (ceremony only). SUBJECT TO COUNCIL APPROVAL	$256.25	$290.91	$29.09	$320.00	24.88%
Refundable Key Deposit (Optional) (per key)	$150.00	$150.00	$0.00	$150.00	0.00%
Refundable Bond (Optional)	$500.00	$500.00	$0.00	$500.00	0.00%
Minor Event (30 – 500 people)					
Use of park for minor event (30 to 500 people) 0-2 hours. SUBJECT TO COUNCIL APPROVAL	$0.00	$81.82	$8.18	$90.00	∞
Use of park for minor event (30 to 500 people) 2-4 hours. SUBJECT TO COUNCIL APPROVAL	$0.00	$159.09	$15.91	$175.00	∞
Use of park for minor event (30 to 500 people) per day. SUBJECT TO COUNCIL APPROVAL	$256.25	$500.00	$50.00	$550.00	114.63%
Refundable Key Deposit (Optional) (per key)	$150.00	$150.00	$0.00	$150.00	0.00%
Refundable Bond (Optional)	$500.00	$500.00	$0.00	$500.00	0.00%
Major Event (over 500 people)					
Use of parks and sports grounds for major event over 500 people (per day). SUBJECT TO COUNCIL APPROVAL	$2,357.50	$2,207.55	$220.75	$2,428.30	3.00%
Refundable Key Deposit (Optional) (per key)	$1,500.00	$150.00	$0.00	$150.00	-90.00%
Refundable Bond (all events)	$2,000.00	$5,000.00	$0.00	$5,000.00	150.00%
Additional event charges (all events)					
Also refer bin charges for special events in waste services section.					
Access to power per day or part (thereof).	$119.90	$112.27	$11.23	$123.50	3.00%

Name	Year 18/19 Fee (incl. GST)	Year 19/20 Fee (excl. GST)	GST	Fee (incl. GST)	Increase %
Commercial Fitness Trainers & Running Groups					
The use of parks for commercial fitness training is subject to the conditions outlined in Council's Commercial Fitness Trainers in Parks Policy, which is available to view on the Council website.					
Group size 1-12 Participants per annum per commercial fitness training business	$512.50	$655.00	$65.50	$720.50	40.59%
Group size 13-18 participants per annum per commercial fitness training business	$1,025.00	$1,310.00	$131.00	$1,441.00	40.59%
Running groups/ running clubs (per annum)	$0.00	$1,310.00	$131.00	$1,441.00	∞
PARK & FORESHORE MANAGEMENT					
Dinghy rack annual fee					
Application Fee (per application)	$34.85	$272.73	$27.27	$300.00	760.83%
Residents / Ratepayers (per year)	$93.80	$181.82	$18.18	$200.00	113.22%
Non – Residents / Ratepayers (per year)	$138.40	$272.73	$27.27	$300.00	116.76%
Replacement / Lost Sticker	$24.60	$272.73	$27.27	$300.00	1119.51%
PARK FURNITURE – REMOVAL AND/OR RELOCATION					
Removal and/or relocation of public furniture (including cost of restoring original site)					
Seat	$402.30	$945.45	$94.55	$1,040.00	158.51%
Bin	$402.30	$945.45	$94.55	$1,040.00	158.51%
Other park furniture					At cost
					Last YR Fee -
PARK ACCESS					
Access to park for building/construction/ landscaping works and deliveries					
The amount listed in the fees and charges is a minimum bond only. The Group Manager Trees, Parks & Sportsfields may increase the bond amount if the use is deemed to be a higher risk activity.					
Bond (refundable) – small to medium impact	$0.00	$4,500.00	$0.00	$4,500.00	∞
Bond (refundable) – large impact – minimum bond	$7,500.00	$7,500.00	$0.00	$7,500.00	0.00%
Restoration fee (landscape & turf areas) per m²	$151.20	$155.80	$0.00	$155.80	3.04%
Inspection fee (per inspection)	$494.55	$510.00	$0.00	$510.00	3.12%
Access to park for deliveries or to carry out investigations for utilities (per day)	$1,600.00	$1,600.00	$0.00	$1,600.00	0.00%

Name	Year 18/19 Fee (incl. GST)	Year 19/20 Fee (excl. GST)	GST	Fee (incl. GST)	Increase %
TREE MANAGEMENT					
Tree Permit & DA Application					
Application to prune or remove trees (includes administration fee) – up to 3 trees on the same lot	$225.50	$232.30	$0.00	$232.30	3.02%
Application to prune or remove trees – each additional tree (per tree)	$45.10	$46.50	$0.00	$46.50	3.10%
Application to prune or remove trees for residential non– strata property owner – pensioner rebate				50% of application fee	
				Last YR Fee 50% of application fee	
Appeal request for review of previous tree preservation (50% of the original application fees). Note: DAs only. Does not apply to permit applications under the Vegetation SEPP.	$112.75	$116.20	$0.00	$116.20	3.06%
Tree Installation and Removal (Public/ Street/ Council Trees)					
Plant new tree (if approved by council), 45 – 75 Litre, stock, includes 12 months maintenance program	$1,623.60	$1,672.40	$0.00	$1,672.40	3.01%
Additional costs associated with planting of a new tree will be charged on a cost recovery basis				At cost	
				Last YR Fee POA	
Prune or remove existing tree (if approved by council)				Cost plus 12%	
				Last YR Fee Cost plus 12%	
Additional costs associated with removal of existing trees will be charged on a cost recovery basis				At cost	
				Last YR Fee POA	
Street/Council Tree Security Deposit					
Security Deposit for existing street/council trees required to be protected as part of a development consent (per tree) (refundable)				As valued by THYER tree evaluation method (deposit range between $1,000 and $10,000)	
				Last YR Fee As valued by THYER tree evaluation method (deposit range between $1,000 and $10,000)	
Security Deposit for new street/council tree planting required as part of a development consent (per tree) (refundable) 45 to 75 Litre tree with 12 months maintenance included	$1,640.00	$1,840.00	$0.00	$1,840.00	12.20%
Security Deposit for new street/council tree planting required as part of a development consent (per tree) (refundable) 100 to 200 Litre tree with 12 months maintenance included	$0.00	$3,680.00	$0.00	$3,680.00	∞

continued on next page ...

Name	Year 18/19 Fee (incl. GST)	Year 19/20 Fee (excl. GST)	GST	Fee (incl. GST)	Increase %
Street/Council Tree Security Deposit [continued]					
Street tree inspection fee – per inspection	$0.00	$165.00	$0.00	$165.00	∞
Landscaping Bond/Security Deposit					
Single residential development	$1,199.25	$1,235.30	$0.00	$1,235.30	3.01%
Value of development $0.00 – $100,000	$1,199.25	$1,235.30	$0.00	$1,235.30	3.01%
Value of development $100,000 – $250,000				1.1% of estimated cost	
				Last YR Fee 1.1% of estimated cost	
Value of development $250,000 – $750,000				1.1% of estimated cost	
				Last YR Fee 1.1% of estimated cost	
> $750,000	$22,550.00	$23,226.50	$0.00	$23,226.50	3.00%
Bond / Security deposit for new landscaping required as part of a development consent					
Notification of Tree Applications and Development Application for Tree Removal (Leichhardt only)					
Notification fee applies to DCP under which the application is lodged					
Notification of Tree Applications and Development Applications for Tree Removal (where required)	$179.40	$184.80	$0.00	$184.80	3.01%

Name	Year 18/19 Fee (incl. GST)	Year 19/20 Fee (excl. GST)	GST	Fee (incl. GST)	Increase %
PROPERTIES, MAJOR BUILDING PROJECTS & FACILITIES					
PREPARATION OF LEASES & LICENCES OF COUNCIL LAND, CONSENTS TO ASSIGNMENT, SURRENDERS & OTHER DEALINGS					
Council Administration Fee – when Council uses solicitors (in addition to solicitors' fees)/(except community group leases/licences)	$500.00	$468.18	$46.82	$515.00	3.00%
Council Administration Fee – when Council does not use solicitors (except community group leases/licences)	$1,300.00	$1,217.27	$121.73	$1,339.00	3.00%
Survey, Valuation, Fees etc. – at cost					At Cost
					Last YR Fee At Cost
Lease of Airspace over Footpath for Verandah: "Market rent having regard to the increase in value to the benefited property" (half for heritage). Refer to Leasing Policy and Manager Property for rates/sqm"	$1,500.00 application fees plus Market Rent charged on signing the lease.				
					Last YR Fee $1,500.00 application fees plus Market Rent charged on signing the lease.
Titles Searches					
TITLE SEARCHES					Fee is a minimum of $50.00 or as invoiced by third party
					Last YR Fee Fee is a minimum of $50.00 or as invoiced by third party
Purchase of Council Land					
For the processing of requests to purchase Council owned land and establishing market value as the method of determining the price of the parcel. Applies to all land owned by Council including (but not limited to) access ways, etc.					
Initial processing of requests to purchase Council land and provide a report to Council (non-refundable)	$1,500.00	$1,404.64	$140.46	$1,545.10	3.01%
Application for road closure and sale (following council resolution, in addition to initial processing fee)	$3,500.00	$3,277.27	$327.73	$3,605.00	3.00%
Sale of drainage reserves and other land (following council resolution, in addition to initial processing fee)	$2,000.00	$1,872.73	$187.27	$2,060.00	3.00%
Valuation, Legal, Survey, Statutory Charges – at cost					At Cost
					Last YR Fee At Cost
Initial Bond (to be offset against the above costs)	$2,500.00	$2,272.73	$227.27	$2,500.00	0.00%
Street Vending					
For the processing of requests to undertake Street Vending from a specific location and establishing market					

continued on next page ...

Name	Year 18/19 Fee (incl. GST)	Year 19/20 Fee (excl. GST)	GST	Fee (incl. GST)	Increase %

Street Vending [continued]

value as the method of determining rent for the location

Street Vending in a specific location from a structure in, on or over a Public Road – market rent				$500.00 administration fee plus Market Rent	
				Last YR Fee $500.00 administration fee plus Market Rent	
Valuation, Legal, Survey, Statutory Charges – at cost				At Cost	
				Last YR Fee At Cost	
Initial Bond (to be offset against the above costs)	$2,350.00	$2,136.36	$213.64	$2,350.00	0.00%
Administration fee for the issue of licence agreement or other document if council does not use solicitors (in addition to solicitors' fees) (commercial)	$1,300.00	$1,217.27	$121.73	$1,339.00	3.00%
Administration fee for the issue of licence agreement or other document if council does use solicitors (in addition to solicitors' fees) (commercial)	$500.00	$468.18	$46.82	$515.00	3.00%

Coffee Vans or other mobile vendors

Fixed period				Market Rent	
				Last YR Fee Market Rent	
Valuation, Legal, Survey, Statutory Charges – at cost				At Cost	
				Last YR Fee At Cost	
Administration fee for the issue of licence agreement or other document if council does not use solicitors (in addition to solicitors' fees) (except community group licence)	$1,300.00	$1,217.27	$121.73	$1,339.00	3.00%
Administration fee for the issue of licence agreement or other document if council does use solicitors (in addition to solicitors' fees) (except community group licence)	$500.00	$468.18	$46.82	$515.00	3.00%
Temporary	$500.00	$468.18	$46.82	$515.00	3.00%

Leichhardt Oval

Oval Hire				POA	
				Last YR Fee POA	

Name	Year 18/19 Fee (incl. GST)	Year 19/20 Fee (excl. GST)	GST	Fee (incl. GST)	Increase %
DEVELOPMENT ASSESSMENT & REGULATORY SERVICES					
DEVELOPMENT ADVISORY					
Pre-Development Application Advice					
Single Dwellings (Alterations & Additions, demolition, new dwellings, ancillary development & secondary dwellings)					
Pre DA Advice for works valued between 0-100,000 – Advice Only	$210.00	$196.64	$19.66	$216.30	3.00%
Pre DA Advice for works valued between 100,000 & 500,000 – Advice only	$400.00	$374.64	$37.46	$412.10	3.03%
Pre DA Advice for works valued between 500,000 & 1 million (Advice & meeting)	$751.00	$703.27	$70.33	$773.60	3.01%
Pre DA Advice for works valued greater than 1 million (Advice and meeting)	$1,122.00	$1,050.64	$105.06	$1,155.70	3.00%
Other Development (that does not fall into the single dwelling or heritage advice)					
Pre DA Advice for works valued between 0-100,000 – Advice Only	$250.00	$354.55	$35.45	$390.00	56.00%
Pre DA Advice for works valued between 100,000 – 1 Million – Advice Only	$463.00	$536.36	$53.64	$590.00	27.43%
Pre DA Advice for works valued between 1 Million – 3 Million (Advice & meeting)	$1,122.00	$1,136.36	$113.64	$1,250.00	11.41%
Pre DA Advice for works valued between 3 Million – 10 Million (Advice & meeting)	$1,927.00	$1,804.45	$180.45	$1,984.90	3.00%
Pre DA Advice for works valued greater than 10 Million (Advice & meeting)	$3,421.00	$3,203.36	$320.34	$3,523.70	3.00%
Pre DA meeting (only available in conjunction with Pre da applications for works valued between 0 -500,000 single dwellings or 0 – 1 million other development or as additional meeting for further clarification (not amended plans) or in conjunction with follow up Pre DA)	$143.00	$136.36	$13.64	$150.00	4.90%
Follow up Pre DA application / consideration of additional information / amended design	50% of original Pre DA fee plus meeting fee				
	Last YR Fee 50% of original Pre DA fee plus meeting fee				
*** If the Pre DA is required to be referred to Council's Architectural Excellence Panel an additional fee is payable (in addition to the above fees).	$600.00	$909.09	$90.91	$1,000.00	66.67%
Pre Development, Planning & Heritage Advice					
Single issue only (at Council's discretion) – (Advice only)	$210.00	$196.64	$19.66	$216.30	3.00%

Name	Year 18/19 Fee (incl. GST)	Year 19/20 Fee (excl. GST)	GST	Fee (incl. GST)	Increase %
Heritage Advisory Service (no plans assessed) – Ashfield Only					
Heritage Officer only (max 1 hour) (i.e. colour schemes, heritage principles etc)	$300.00	$280.91	$28.09	$309.00	3.00%
Heritage Officer & Planner (max 1 hour) (i.e. potential location for additions, fence etc)	$500.00	$468.27	$46.83	$515.10	3.02%
Other Advice					
Research & Interpretation advice (up to two hours)	$280.00	$262.27	$26.23	$288.50	3.04%
Additional hours	$112.00	$104.91	$10.49	$115.40	3.04%
Professional External Consultancy Services Fee for Pre Development Advice – Peer review, Report and or Advice					
Where Council has to engage the services of an outside consultancy for specialist advice or peer review, the cost of this service will be forwarded to the party causing the need for the inspection, report, peer review and or advice. In accordance with Council's Procurement Policy and Practices.	'As invoiced' plus 10% for Council Administration of Consultant Engagement				
	Last YR Fee 'As invoiced' plus 10% for Council Administration of Consultant Engagement				
Exempt Development Confirmation Application					
Confirmation in writing that development is exempt development (Change of Use and home business, home industries and home occupations)	$0.00	$363.64	$36.36	$400.00	∞
Confirmation in writing that development is exempt development (Minor building alterations (internal), Minor building alterations (external), maintenance of buildings in heritage conservation area or draft heritage conservation areas)	$0.00	$254.55	$25.45	$280.00	∞
Confirmation in writing that development is exempt development (other catergories that do not fall into the above)	$255.00	$136.36	$13.64	$150.00	-41.18%
DEVELOPMENT ASSESSMENT					
Deferred Commencement Consent Condition Compliance	$0.00	$323.00	$0.00	$323.00	∞
Heritage Exemption Application					
Application for Heritage Exemption Certificate (Single Property)	$112.50	$140.00	$0.00	$140.00	24.44%
Application for Heritage Exemption Certificate that includes multiple properties – (Multiple Properties)	$0.00	$1,200.00	$0.00	$1,200.00	∞
Application for Heritage Exemption Certificate that includes multiple properties – (Suburb and /or Heritage Conservation Areas)	$0.00	$2,500.00	$0.00	$2,500.00	∞

Name	Year 18/19 Fee (incl. GST)	Year 19/20 Fee (excl. GST)	GST	Fee (incl. GST)	Increase %
Development Application (DA) Fees					
DA's for Dwelling Houses					
Development applications for a dwelling house with an estimated cost of $100,000 or less	$455.00	$455.00	$0.00	$455.00	0.00%
DA's for Advertisements					
Fee must not exceed the fee based on the fees schedule for DA's					
base	$285.00	$285.00	$0.00	$285.00	0.00%
plus per advertisement	$93.00	$93.00	$0.00	$93.00	0.00%
DA's for Change of Use (Only)					
Development application not involving erection of a building, carrying out of work, the subdivision of land or demolition of a building or work	$285.00	$285.00	$0.00	$285.00	0.00%
DA's for the Subdivision of Land (other than strata)					
Opening of Public Road – base	$665.00	$665.00	$0.00	$665.00	0.00%
plus per additional lot	$65.00	$65.00	$0.00	$65.00	0.00%
No Opening of Public Road – base	$330.00	$330.00	$0.00	$330.00	0.00%
plus per additional lot	$53.00	$53.00	$0.00	$53.00	0.00%
DA's for Strata Subdivision					
Strata – base	$330.00	$330.00	$0.00	$330.00	0.00%
plus per lot	$65.00	$65.00	$0.00	$65.00	0.00%
All other DA's including erection of a building, carrying out of work, demolition of building or work (based on estimated costs)					
Up to $5,000	$110.00	$110.00	$0.00	$110.00	0.00%
Base fee – $5,001 – $50,000	$170.00	$170.00	$0.00	$170.00	0.00%
plus an additional amount for each $1,000 (or part of $1,000) of the estimated cost of the development	$3.00	$3.00	$0.00	$3.00	0.00%
Base fee – $50,001 – $250,000	$352.00	$352.00	$0.00	$352.00	0.00%
plus an additional amount for each $1,000 (or part of $1,000) by which the estimated cost exceeds $50,000	$3.64	$3.64	$0.00	$3.64	0.00%
Base fee – $250,001 – $500,000	$1,160.00	$1,160.00	$0.00	$1,160.00	0.00%
plus an additional amount for each $1,000 (or part of $1,000) by which the estimated cost exceeds $250,000	$2.34	$2.34	$0.00	$2.34	0.00%
Base fee – $500,001 – $1,000,000	$1,745.00	$1,745.00	$0.00	$1,745.00	0.00%

continued on next page ...

Name	Year 18/19 Fee (incl. GST)	Year 19/20 Fee (excl. GST)	GST	Fee (incl. GST)	Increase %
All other DA's including erection of a building, carrying out of work, demolition of building or work (based on estimated costs) [continued]					
plus an additional amount for each $1,000 (or part of $1,000) by which the estimated cost exceeds $500,000	$1.64	$1.64	$0.00	$1.64	0.00%
Base fee – $1,000,001 – $10,000,000	$2,615.00	$2,615.00	$0.00	$2,615.00	0.00%
plus an additional amount for each $1,000 (or part of $1,000) by which the estimated cost exceeds $1,000,000	$1.44	$1.44	$0.00	$1.44	0.00%
More than $10,000,000	$15,875.00	$15,875.00	$0.00	$15,875.00	0.00%
plus an additional amount for each $1,000 (or part of $1,000) by which the estimated cost exceeds $10,000,000	$1.19	$1.19	$0.00	$1.19	0.00%
DA's for Designated Development					
Additional Maximum Fee	$920.00	$920.00	$0.00	$920.00	0.00%
Modification of Development Consent Application (Division 4.9 EPA Act 1979)					
Modification (Minor error, mis-description or miscalculation)	$71.00	$71.00	$0.00	$71.00	0.00%
Full Fee Waiver can be applied by Council Delegate where Council error identified					
Modification (Minimal Environmental Impact)	$645.00 or 50% of the original fee whichever is the lesser				
	Last YR Fee $645.00 or 50% of the original fee whichever is the lesser				
Other & Court Consent Modification					
Original fee less than $100	50% of the original fee				
	Last YR Fee 50% of the original fee				
Original fee $100 or more – for development that does not involve the erection of a building, the carrying out of a work or the demolition of a work or building	50% of the original fee				
	Last YR Fee 50% of the original fee				
For development that involves the erection of a dwelling-house with an estimated cost of construction of $100,000 or less	$190.00	$190.00	$0.00	$190.00	0.00%
For other development – Based on the original cost of construction Up to $5,000	$55.00	$55.00	$0.00	$55.00	0.00%
Greater than $5,000 up to $250,000	$85.00	$85.00	$0.00	$85.00	0.00%
plus an additional for each $1,000 (or part of $1,000) of the estimated cost	$1.50	$1.50	$0.00	$1.50	0.00%
Greater than $250,000 up to $500,000	$500.00	$500.00	$0.00	$500.00	0.00%
plus for each $1,000 (or part of $1,000) by which the estimated cost exceeds $250,000	$0.85	$0.85	$0.00	$0.85	0.00%

continued on next page ...

Name	Year 18/19 Fee (incl. GST)	Year 19/20 Fee (excl. GST)	GST	Fee (incl. GST)	Increase %
Other & Court Consent Modification [continued]					
Greater than $500,000 up to $1,000,000	$712.00	$712.00	$0.00	$712.00	0.00%
plus an additional for each $1,000 (or part of $1,000) by which the estimated cost exceeds $500,000	$0.50	$0.50	$0.00	$0.50	0.00%
Greater than $1,000,000 up to $10,000,000	$987.00	$987.00	$0.00	$987.00	0.00%
plus an additional for each $1,000 (or part of $1,000) by which the estimated cost exceeds $1,000,000	$0.40	$0.40	$0.00	$0.40	0.00%
More than $10,000,000	$4,737.00	$4,737.00	$0.00	$4,737.00	0.00%
plus an additional for each $1,000 (or part of $1,000) by which the estimated cost exceeds $10,000,000	$0.27	$0.27	$0.00	$0.27	0.00%
Review of Determination Application (Division 8.2 EPA Act 1979)					
For development that does not involve the erection of a building, the carrying out of a work or the demolition of a building				50% of original fee	
				Last YR Fee 50% of original fee	
For development that involves the erection of a dwelling-house with an estimated cost of construction of $100,000 or less	$190.00	$190.00	$0.00	$190.00	0.00%
All other Development Application Reviews including erection of a building, carrying out of work, demolition of building or work (based on estimated costs)					
Up to $5,000	$55.00	$55.00	$0.00	$55.00	0.00%
Base fee – $5,001 – $250,000	$85.00	$85.00	$0.00	$85.00	0.00%
plus an additional amount for each $1,000 (or part of $1,000) of the estimated cost	$1.50	$1.50	$0.00	$1.50	0.00%
Base fee – greater than $250,000 up to $500,000	$500.00	$500.00	$0.00	$500.00	0.00%
plus an additional amount for each $1,000 (or part of $1,000) by which the estimated cost exceeds $250,000	$0.85	$0.85	$0.00	$0.85	0.00%
Base fee – greater than $500,000 up to $1,000,000	$712.00	$712.00	$0.00	$712.00	0.00%
plus an additional amount for each $1,000 (or part of $1,000) by which the estimated cost exceeds $500,000	$0.50	$0.50	$0.00	$0.50	0.00%
Base fee – greater than $1,000,000 up to $10,000,000	$987.00	$987.00	$0.00	$987.00	0.00%
plus an additional amount for each $1,000 (or part of $1,000) by which the estimated cost exceeds $1,000,000	$0.40	$0.40	$0.00	$0.40	0.00%
More than $10,000,000	$4,737.00	$4,737.00	$0.00	$4,737.00	0.00%
plus an additional amount for each $1,000 (or part of $1,000) by which the estimated cost exceeds $10,000,000	$0.27	$0.27	$0.00	$0.27	0.00%

Name	Year 18/19 Fee (incl. GST)	Year 19/20 Fee (excl. GST)	GST	Fee (incl. GST)	Increase %
Review of Modification Determination					
Review of modification determination				50% of modification application fee	
				Last YR Fee 50% of modification application fee	
Applications that Fee Waivers Apply					
Rainwater Tanks – Applicable for residential properties only, where a rainwater tank is to be installed however does not meet Exempt Development Criteria				No Charge	
				Last YR Fee No Charge	
Photovoltaic Systems and/or Solar Hot Water (including gas boosted) systems – Applicable for application for installation of new systems only and not in conjunction with any other proposed works				No Charge	
				Last YR Fee No Charge	
Fees for the Development of a Heritage Item – Where the development would be exempt were the property not Heritage listed				No charge	
				Last YR Fee No charge	
Fees for the Development of a Heritage Item – Where the development would be complying were the property not Heritage listed				50% of development application fee	
				Last YR Fee 50% of development application fee	
Fees for Notification and Advertising of DA's, Modifications and Reviews Applications					
Notified Applications (based on estimated costs)					
Development with estimated cost up to $100,000	$352.50	$363.10	$0.00	$363.10	3.01%
Development with estimated cost greater than $100,000 up to $200,000	$545.00	$561.40	$0.00	$561.40	3.01%
Development with estimated cost greater than $200,000 up to $500,000	$720.00	$741.60	$0.00	$741.60	3.00%
Development with estimated cost greater than $500,000 up to $1,000,000	$877.50	$903.90	$0.00	$903.90	3.01%
Development with estimated cost greater than $1,000,000				$1,105.00 + POA	
				Last YR Fee $1,105.00 + POA	

Name	Year 18/19 Fee (incl. GST)	Year 19/20 Fee (excl. GST)	GST	Fee (incl. GST)	Increase %
Notification of Modification Applications					
Development with estimated cost up to $100,000	$352.50	$363.10	$0.00	$363.10	3.01%
Development with estimated cost greater than $100,000 up to $200,000	$545.00	$561.40	$0.00	$561.40	3.01%
Development with estimated cost greater than $200,000	$665.00	$685.00	$0.00	$685.00	3.01%
Notifications of Review of Determination Applications (S8.2 EPA Act 1979)					
Development with estimated cost up to $100,000	$352.50	$363.10	$0.00	$363.10	3.01%
Development with estimated cost greater than $100,000 up to $200,000	$545.00	$561.40	$0.00	$561.40	3.01%
Development with estimated cost greater than $200,000	$620.00	$638.60	$0.00	$638.60	3.00%
Advertised Applications (in addition to notification fees)					
Designated Development	$2,200.00	$2,266.00	$0.00	$2,266.00	3.00%
Advertised Development	$1,105.00	$1,138.20	$0.00	$1,138.20	3.00%
Prohibited Development	$1,105.00	$1,138.20	$0.00	$1,138.20	3.00%
Other Application Fees					
Lapsed Consents					
Confirmation in writing whether or not consent has lapsed	$360.00	$370.80	$0.00	$370.80	3.00%
Extension of Consent Application					
Extension of Consent	$375.00	$386.30	$0.00	$386.30	3.01%
Electronic File Management					
Fee per application for the electronic file mangement of Development Applications and accompanying information.					
Document Management / Scanning estimated cost of works < 10,000	$38.50	$39.70	$0.00	$39.70	3.12%
Document Management / Scanning estimated cost of works 10,000 to 100,000	$54.85	$56.50	$0.00	$56.50	3.01%
Document Management / Scanning estimated cost of works 100,001 to 300,000	$87.65	$90.30	$0.00	$90.30	3.02%
Document Management / Scanning estimated cost of works 300,001 to 500,000	$133.25	$137.30	$0.00	$137.30	3.04%
Document Management / Scanning estimated cost of works 500,001 to 1,000,000	$220.35	$227.00	$0.00	$227.00	3.02%
Document Management / Scanning estimated cost of works 1,000,001 to 5,000,000	$438.20	$451.40	$0.00	$451.40	3.01%

continued on next page ...

Name	Year 18/19 Fee (incl. GST)	Year 19/20 Fee (excl. GST)	GST	Fee (incl. GST)	Increase %
Electronic File Management [continued]					
Document Management / Scanning estimated cost of works > 5,000,001	$604.75	$622.90	$0.00	$622.90	3.00%
Amended Plans					
The fee for an assessment of an amendment to a Development, Modification or Review Application prior to its determination is:					
Minor amendments not requiring substantial reassessment in the opinion of Council				25% of original assessment fee	
				Last YR Fee 25% of original assessment fee	
All other amendments				50% of original assessment fee	
				Last YR Fee 50% of original assessment fee	
Fee for stamping additional set of plans					
Up to 3 sheets	$88.50	$88.50	$0.00	$88.50	0.00%
Each additional sheet	$21.50	$21.50	$0.00	$21.50	0.00%
Fees for External Referrals of Applications					
Note: An amended application may require additional referrals					
Fee to External Approval Authority for Development Applications for Integrated Development or Concurrence	$320.00	$320.00	$0.00	$320.00	0.00%
Cheque to be made payable to the relevant External Approval authority					
Fee to Council for Development Applications for Integrated Development	$140.00	$140.00	$0.00	$140.00	0.00%
Fee to External Approval Authority for Development Applications requiring concurrence	$320.00	$320.00	$0.00	$320.00	0.00%
Cheque to be made payable to the relevant External Approval authority					
Fee to Council for Development Applications requiring concurrence	$140.00	$140.00	$0.00	$140.00	0.00%
Long Service Levy – IWC					
Building Services Long Service Levy Payments Act – 0.35% of total cost of development (only charged on work where total costs exceed $25,000)				0.35% of development cost over $25,000	
				Last YR Fee 0.35% of development cost over $25,000	

Name	Year 18/19 Fee (incl. GST)	Year 19/20 Fee (excl. GST)	GST	Fee (incl. GST)	Increase %
Administration Charge					
Certified copy of document, map or plan under Section 150 (2) of the Environmental Planning & Assessment Act 1979	$53.00	$54.60	$0.00	$54.60	3.02%
Stamping additional copies of plan (above 3 copies – per copy)	$61.50	$63.40	$0.00	$63.40	3.09%
Refund of Application Fees					
This section applies to Development Applications, Modifications and Review of Determinations.					
Refund of Application Fees					
	Last YR Fee -				
Where Council collects fees on behalf of others e.g. concurrence fees, Plan first levy, long service levy etc, Council cannot refund these fees. Enquiries must be made directly to the relevant organisation. Council's Electronic File Management fee is non-refundable. No refund is payable after an application is determined. Refunds for withdrawn applications are at Council's delegates discretion based on the percentage level of assessment undertaken.					
BUILDING CERTIFICATION					
Building Information Certificate Applications					
Application – Floor Area Not Exceeding 200m²	$250.00	$250.00	$0.00	$250.00	0.00%
Application – Floor Area Exceeding 200m²	Cost by Quotation				
	Last YR Fee Cost by Quotation				
Charge Rates: a. $250 plus $0.50 per m² for area of 200m² to 2000m²; b. $1165 plus $0.08 per m² for area greater than 2000m²					
Unauthorised Work – Additional fee for all Building Certificate Applications where works undertaken in previous 24 months required Development Consent /CDC however was not obtained	$250 plus applicable Development Application & Construction Certificate fees if approval had not been sought				
	Last YR Fee $250 plus applicable Development Application & Construction Certificate fees if approval had been sought				
Additional Inspection Fee	$90.00	$90.00	$0.00	$90.00	0.00%
Fee for copy of Building Certificate	$13.00	$13.00	$0.00	$13.00	0.00%
Building Information Certificate Public Notification Fees					
Complying Development Certificates	$250.00	$234.09	$23.41	$257.50	3.00%
Building Certificates for unauthorised works	In accordance with relevant DA advertising/notification fee				
	Last YR Fee In accordance with relevant DA advertising/notification fee				

Name	Year 18/19 Fee (incl. GST)	Year 19/20 Fee (excl. GST)	GST	Fee (incl. GST)	Increase %
Administration Certificates					
Lodgement Fee for all Certificates Relating to Building Works (Part 6 EPAA)	$36.00	$36.00	$0.00	$36.00	0.00%
Outside Approved Hours Construction Permits					
Single dwellings:	$150.00	$140.45	$14.05	$154.50	3.00%
Commercial, Industrial, Multi-unit & Mixed Use Residential	$300.00	$280.91	$28.09	$309.00	3.00%
Any other development:	$200.00	$187.27	$18.73	$206.00	3.00%
Additional fee for fast track application assessment (<5 days):	$250.00	$234.09	$23.41	$257.50	3.00%
Activity & Footpath Usage Applications					
Activity Application (Local Government Act 1993)	$400.00	$400.00	$0.00	$400.00	0.00%
Amendment to Activity Application (Local Government Act 1993)	50% of the original application fee				
	Last YR Fee 50% of the original application fee				
Footpath Usage (Road Occupancy) Applications for (Goods, A-Frames, Dining) under Roads Act 1993	$0.00	$250.00	$0.00	$250.00	∞
Footpath usage (Road Occupancy) Applications where occupation of a State or Regional road is required the application to occupy the road will be referred to the Roads and Traffic Authority	$0.00	$365.00	$0.00	$365.00	∞
Construction Certificate Applications					
Assessment of Performance Solution/s	Base fee for the CC plus an additional 10% of the invoice cost of any external consultancy engaged by council for advice				
	Last YR Fee Base fee for the CC plus an additional 10% of the invoice cost of any external consultancy engaged by council for advice				
Modification of Construction Certificate	50% of original fee				
	Last YR Fee 50% of original fee				
Mobile Vendor Applicant	$0.00	$363.64	$36.36	$400.00	∞
Construction Certificate Application Fees for all National Construction Code Building Classes – based on estimated cost of works					
Under $50,000	$550.00	$545.45	$54.55	$600.00	9.09%
$50,000 – $99,999	$800.00	$772.73	$77.27	$850.00	6.25%
$100,000 – $249,999	$1,250.00	$1,363.64	$136.36	$1,500.00	20.00%
$250,000 – $499,999	$1,750.00	$1,818.18	$181.82	$2,000.00	14.29%
$500,000 – $999,999	$2,000.00	$2,272.73	$227.27	$2,500.00	25.00%

continued on next page ...

Name	Year 18/19 Fee (incl. GST)	Year 19/20 Fee (excl. GST)	GST	Fee (incl. GST)	Increase %
Construction Certificate Application Fees for all National Construction Code Building Classes – based on estimated cost of works [continued]					
$1,000,000 and over	Minimum $2,500 + quote on request additional fees based on above listed cost of works.				
	Last YR Fee Minimum $2,500 + quote on request additional fees based on above listed cost of works.				
Principal Certifying Authority (PCA) Appointment & Inspection Fees					
PCA Fees – Engaging the following external specialist: -*accredited certifier (PCA) *accredited fire engineer *suitably qualified consultant/engineer	Base fee for the appointment of council as the PCA plus an additional 10% of the invoice cost of any external consultancy engaged by council for advice				
	Last YR Fee Base fee for the appointment of council as the PCA plus an additional 10% of the invoice cost of any external consultancy engaged by council for advice				
Per inspection	$250.00	$250.00	$25.00	$275.00	10.00%
Pre-Complying Development Certificate Advice					
Advice as whether a proposal would constitute a CDC, per proposal	$330.00	$363.64	$36.36	$400.00	21.21%
Complying Development Certificate					
Commercial Change of use – building works and access	$800.00	$749.09	$74.91	$824.00	3.00%
Modification of Complying Development Certificate	50% of original fee				
	Last YR Fee 50% of original fee				
Minor No Building Works	$0.00	$454.55	$45.45	$500.00	∞
Complying Development Certificate Application Fees for all National Construction Code Building Classes – based on estimated cost of works					
Under $50,000	$550.00	$545.45	$54.55	$600.00	9.09%
$50,000 – $99,999	$800.00	$772.73	$77.27	$850.00	6.25%
$100,000 – $249,999	$1,250.00	$1,363.64	$136.36	$1,500.00	20.00%
$250,000 – $499,999	$1,750.00	$1,818.18	$181.82	$2,000.00	14.29%
$500,000 – $999,999	$2,000.00	$2,272.73	$227.27	$2,500.00	25.00%
$1,000,000 and over	Minimum $2,500 + quote on request additional fees based on above listed cost of works.				
	Last YR Fee Minimum $2,500 + quote on request additional fees based on above listed cost of works.				

Name	Year 18/19 Fee (incl. GST)	Year 19/20 Fee (excl. GST)	GST	Fee (incl. GST)	Increase %
Occupation certificate					
Interim / Final Occupation Certificate application – per unit for major projects	$250.00	$250.00	$25.00	$275.00	10.00%
Subdivision Certificate Applications					
Where no development application	$500.00	$500.00	$0.00	$500.00	0.00%
Where no new allotments (e.g. boundary adjustments)	$500.00	$500.00	$0.00	$500.00	0.00%
Where new lots created	$1,000.00	$1,000.00	$0.00	$1,000.00	0.00%
Strata Certificate	$1,000.00	$1,000.00	$0.00	$1,000.00	0.00%
Subdivision Major Quote	$0.00	$250.00	$0.00	$250.00	∞
Request for Technical advice on BCA or Fire Safety matters					
Request for Technical advice on BCA or Fire Safety matters				$250.00 per hour or part thereof	
				Last YR Fee $250.00 per hour or part thereof	
Signing of Legal Documents on Behalf of the Council					
Fee to endorse legal documents on behalf of The Council, such as s.88 instruments, dissolved strata plans and the like including re-signing of documents	$220.00	$220.00	$0.00	$220.00	0.00%
Swimming Pool Certification					
Application fee	$0.00	$227.27	$22.73	$250.00	∞
Fee for entering of registration information by Council on the State Register	$10.00	$9.36	$0.94	$10.30	3.00%
Exemption Certificate (as per s23 Swimming Pools Act)	$70.00	$70.00	$0.00	$70.00	0.00%
Swimming Pool Compliance Certificate					TBC
					Last YR Fee TBC
– Initial Inspection Fee	$150.00	$140.45	$14.05	$154.50	3.00%
– Any subsequent inspections	$100.00	$93.64	$9.36	$103.00	3.00%
Supply of Resuscitation Chart	$25.00	$23.45	$2.35	$25.80	3.20%
Refund of Application Fees					

continued on next page ...

Name	Year 18/19 Fee (incl. GST)	Year 19/20 Fee (excl. GST)	GST	Fee (incl. GST)	Increase %

Refund of Application Fees [continued]

Refund of Application Fees	Where Council collects fees on behalf of others e.g. concurrence fees, Plan first levy, long service levy etc, Council cannot refund these fees. Enquiries must be made directly to the relevant organisation. Council's Electronic File Management fee is non-refundable. No refund is payable after an application is determined. Refunds for withdrawn applications are at Council's discretion based on the percentage level of assessment undertaken.
	Last YR Fee Where Council collects fees on behalf of others e.g. concurrence fees, Plan first levy, long service levy etc, Council cannot refund these fees. Enquiries must be made directly to the relevant organisation. Council's Electronic File Management fee is non-refundable. No refund is payable after an application is determined. Refunds for withdrawn applications are at Council's discretion based on the percentage level of assessment undertaken.

FIRE SAFETY

Annual Fire Safety Statement AFSS

Registration of AFSS	$340.00	$318.36	$31.84	$350.20	3.00%
Registration of AFSS * 30-day discount fee	$110.00	$103.00	$10.30	$113.30	3.00%

* 30-day discount fee is applied if paid within 30 days of the invoice date

Fire Safety Compliance

Fire Safety Compliance Program Inspection and Re-inspection fee (i.e. Shared Accommodation, Entertainment Venues, Industrial & Commercial premises etc.)	$385.00	$360.55	$36.05	$396.60	3.01%
Registrable Boarding Houses – Boarding House first 12 months Compliance Inspection Fee	$360.00	$337.09	$33.71	$370.80	3.00%
Fire Safety Audit/Enquiry	$0.00	$227.27	$22.73	$250.00	∞
Professional External Consultancy Services Fee for Fire Engineering, Fire Safety and/or BCA Audits– Peer review, Report and or advice. Where Council has to engage the services of an outside consultancy for specialist fire safety consultancy advice or peer review, the cost of this service plus 10%	Where Council has to engage the services of an outside consultancy for specialist fire safety consultancy advice or peer review, the cost of this service plus 10%				
	Last YR Fee -				

ENVIRONMENTAL HEALTH

Food Premises

Registration / Notification of new Food Premises for Food Authority	$50.00	$51.50	$0.00	$51.50	3.00%

continued on next page ...

Name	Year 18/19 Fee (incl. GST)	Year 19/20 Fee (excl. GST)	GST	Fee (incl. GST)	Increase %
Food Premises [continued]					
Registration / Notification of Change of Ownership Food Premises for Food Authority	$50.00	$51.50	$0.00	$51.50	3.00%
Food premises annual administration charge for up to and including 5 full-time food handlers (includes one annual inspection & travel time)	$390.00	$401.70	$0.00	$401.70	3.00%
Food premises annual administration charge for more than 5 but not more than 50 food handlers (includes one annual inspection & travel time)	$800.00	$824.00	$0.00	$824.00	3.00%
Food premises annual administration charge for more than 50 food handlers (includes one annual inspection & travel time)	$3,500.00	$3,605.00	$0.00	$3,605.00	3.00%
Food Premises – Inspection and Re-inspection fee	$140.00	$144.20	$0.00	$144.20	3.00%
Improvement Notice Food Premises – Cost Recovery	$330.00	$339.90	$0.00	$339.90	3.00%
Mobile Food Premises – Inspection and Re-inspection fee	$140.00	$144.20	$0.00	$144.20	3.00%
Registration / Notification of Mobile Food Premises for Food Authority	$50.00	$51.50	$0.00	$51.50	3.00%
Registration / Notification of Food Premises Market Stalls	$50.00	$51.50	$0.00	$51.50	3.00%
Food Premises – Market Stalls – Inspection and Re-inspection fee	$140.00	$144.20	$0.00	$144.20	3.00%
Registration / Notification of Food Premises Temporary stall (minimum daily fee)	$50.00	$51.50	$0.00	$51.50	3.00%
Food Premises – Temporary Event – Inspection and Re-inspection fee	$140.00	$144.20	$0.00	$144.20	3.00%
Food Handlers Training Event					Free
					Last YR Fee Free
Development Consent/Complying Development Certificate – pre Occupation fit out inspection	$265.00	$273.00	$0.00	$273.00	3.02%
Public Health					
Registration / Notification of Skin Penetration Premises	$100.00	$103.00	$0.00	$103.00	3.00%
Skin Penetration Premises – Inspection and Re-inspection fee	$160.00	$164.80	$0.00	$164.80	3.00%
Improvement Notice / Prohibition Order for Skin Penetration Procedures – Cost Recovery	$270.00	$278.10	$0.00	$278.10	3.00%
Re-inspection fee premises subject to Public Health Act 2010 Prohibition Order	$250.00	$257.50	$0.00	$257.50	3.00%
Registration / Notification of Regulated System (Cooling Tower / Warm Water System)	$100.00	$103.00	$0.00	$103.00	3.00%
Regulated System – Inspection and Re-inspection fee	$160.00	$164.80	$0.00	$164.80	3.00%
Improvement Notice / Prohibition Order for Regulated System – Cost Recovery	$560.00	$576.80	$0.00	$576.80	3.00%
Registration / Notification of Public Swimming Pool / Spa Premises	$100.00	$103.00	$0.00	$103.00	3.00%

continued on next page ...

Name	Year 18/19 Fee (incl. GST)	Year 19/20 Fee (excl. GST)	GST	Fee (incl. GST)	Increase %
Public Health [continued]					
Water Quality Premises – Inspection and Re-inspection fee	$160.00	$164.80	$0.00	$164.80	3.00%
Improvement Notice / Prohibition Order for Skin Penetration Procedures – Cost Recovery	$270.00	$278.10	$0.00	$278.10	3.00%
Environmental Protection					
Water Samples (Pollution Incidents) plus actual Testing Costs	$200.00	$206.00	$0.00	$206.00	3.00%
Clean–up Notice	As per POEO Act				
	Last YR Fee As per POEO Act				
Noise Control Notice	As per POEO Act				
	Last YR Fee As per POEO Act				
Prevention Notice*	As per POEO Act				
	Last YR Fee As per POEO Act				
Monitoring of clean up notice and/or prevention/prohibition notice issued under POEO	At Cost / Market Value				
	Last YR Fee At Cost / Market Value				
Environmental Audit Program Inspection and Re-inspection fee	$195.00	$200.90	$0.00	$200.90	3.03%
Professional External Consultancy Services Fee for Acoustic Assessment – Peer review, Report and or advice. Where Council has to engage the services of an outside consultancy for specialist acoustic consultancy advice or peer review, the cost of this service will be forwarded to the party causing the need for the inspection, report, peer review and or advice. In accordance with Council's Procurement Policy and Practices.	'As invoiced' plus 10% for Council Administration of Consultant Engagement and Contract Management				
	Last YR Fee 'As invoiced' plus 10% for Council Administration of Consultant Engagement and Contract Management				
Local Government General Inspection Fee					
Brothel / Restricted Premises – Safe & Healthy Conditions Inspection	$160.00	$164.80	$0.00	$164.80	3.00%
ROAD RELATED REGULATION					
Impounded Articles					
Administration Fee for Serving Notice of Impounded Article	$80.00	$80.00	$0.00	$80.00	0.00%

continued on next page ...

Name	Year 18/19 Fee (incl. GST)	Year 19/20 Fee (excl. GST)	GST	Fee (incl. GST)	Increase %
Impounded Articles [continued]					
Collection Fee – per article (Small <20kg)				$65.00 per hour per staff member	
				Last YR Fee $65.00 per hour per staff member	
Collection Fee – per article (Large >20kg) and / or requiring special lifting and/or carrying vehicle				As determined by Council's Contractor in addition to $65.00 per hour per staff member	
				Last YR Fee As determined by Council's Contractor in addition to $65.00 per hour per staff member	
Storage fee for Impounded Articles per day				$16.00 per day	
				Last YR Fee $16.00 per day	
Impounded Vehicles / Trailers					
Administration Fee for Serving Notice of Impounded Motor Vehicle or Trailer	$80.00	$80.00	$0.00	$80.00	0.00%
Towing Fees				As determined by Council's towing contractor	
				Last YR Fee As determined by Council's towing contractor	
Storage fee for Impounded Motor Vehicle or Trailer per day				As determined by Council's impound and/or storage contractor	
				Last YR Fee As determined by Council's impound and/or storage contractor	
Parking Management					
Regulatory Enforcement of Private Car Parks / Car Parking Spaces under the provision of s650 Local Government Act 1993	$17.00	$15.45	$1.55	$17.00	0.00%
Footpath Occupation (Goods, A-Frames, Dining etc.) Ongoing Lease fee					
Total Area used less than 1sqm				No Charge	
				Last YR Fee No Charge	
Total Area used greater than 1sqm				No Charge	
				Last YR Fee No Charge	
Footpath Occupation (Goods, A-Frames, Dining) – Roads Act 1993 Assessment Fee					
				Last YR Fee No Charge	

Name	Year 18/19 Fee (incl. GST)	Year 19/20 Fee (excl. GST)	GST	Fee (incl. GST)	Increase %
DEVELOPMENT COMPLIANCE					
A. Signs & Advertising Structures projecting onto or over Public Space (former Marrickville Council only)					
Applying to Signs and Structures that have council consent or are capable of gaining council consent. This fee does not apply to prohibited signs and 2. Commercial Outdoor Advertising. All signs fall into one of three categories. These are further explained in Council's "Signs and Advertising Structures - Guideline for Fees and Charges".					
i) Above Awning					
All Structures including Flags	$560.00	$560.00	$0.00	$560.00	0.00%
ii) Below Awning					
First and Second Flag*					No Charge
					Last YR Fee No Charge
Flag* refer to Section 4 General Definitions - "Signs and Advertising Structures - Guideline for Fees and Charges".					
First Structure other than Flags					No Charge
					Last YR Fee No Charge
Each Subsequent Structure or Flag	$522.50	$522.50	$0.00	$522.50	0.00%
Each Subsequent Structure or Flag – *30 day discount fee	$172.50	$172.50	$0.00	$172.50	0.00%
iii) Other					
All other structures not covered by i) or ii) above	$560.00	$560.00	$0.00	$560.00	0.00%
B. Commercial Outdoor Advertising					
i) Other Commercial Outdoor Advertising					
First 19 square metres or part there of	$560.00	$560.00	$0.00	$560.00	0.00%
Greater than 19 square metres	$1,680.00	$1,680.00	$0.00	$1,680.00	0.00%
Certificate of Outstanding Orders/Notices – S735A LGA & Section 9, Schedule 5 EPAA					
Section 735A Certificate under LGA and Section 9 Schedule 5 of EPAA	$160.00	$160.00	$0.00	$160.00	0.00%
Reprint and signing fee	$41.00	$41.00	$0.00	$41.00	0.00%

Name	Year 18/19 Fee (incl. GST)	Year 19/20 Fee (excl. GST)	GST	Fee (incl. GST)	Increase %
COMPANION ANIMALS					
Lifetime Registration & Microchipping					
Not desexed					
				Last YR Fee As determined by Companion Animals Act 1998	
Desexed					
				Last YR Fee As determined by Companion Animals Act 1998	
Desexed – Pensioner Card/Health Care Card Holder					
				Last YR Fee As determined by Companion Animals Act 1998	
Recognised Breeder					
				Last YR Fee As determined by Companion Animals Act 1998	
Assistance Animals				As determined by Companion Animals Act 1998	
				Last YR Fee As determined by Companion Animals Act 1998	
Working dogs				As determined by Companion Animals Act 1998	
				Last YR Fee As determined by Companion Animals Act 1998	
Greyhounds				As determined by Companion Animals Act 1998	
				Last YR Fee As determined by Companion Animals Act 1998	
Microchipping fee	$33.00	$30.00	$3.00	$33.00	0.00%
Desexed dog or cat purchased from a NSW Council Pound/Shelter, Animal Welfare League, RSPCA, Cat Protection Society or rehoming organisations (as defined under Companion Animals Act)					
				Last YR Fee As determined by Companion Animals Act 1998	
Animal not desexed (under 6 months of age)				As determined by Companion Animals Act 1998	
				Last YR Fee As determined by Companion Animals Act 1998	
Annual Registration Permit					
Cat Not Desexed				As determined by Companion Animals Act 1998	
				Last YR Fee -	

continued on next page ...

Name	Year 18/19 Fee (incl. GST)	Year 19/20 Fee (excl. GST)	GST	Fee (incl. GST)	Increase %

Annual Registration Permit [continued]

Declared Dangerous Dog	As determined by Companion Animals Act 1998
	Last YR Fee -
Declared Restriced Dog	As determined by Companion Animals Act 1998
	Last YR Fee -
Late Fee (payable if the permit fee has not been paid 28 days after the date on which a permit was required)	As determined by Companion Animals Act 1998
	Last YR Fee -

Special Events Run by Council

Desexed	50% of desexed fee determined by Companion Animals Act 1998
	Last YR Fee -
Desexed – Eligible Pensioner	No Charge
	Last YR Fee No Charge
Microchipping fee	No Charge
	Last YR Fee No Charge

Certificate of Compliance

Dangerous & Restricted Dog Enclosure	$0.00	$150.00	$0.00	$150.00	∞

Regulatory Prescribed Signange & Collars

Regulatory Sign (declared Menacing, Dangerous & Restricted dogs only)	$0.00	$41.00	$4.10	$45.10	∞
Regulatory Collar – Small (declared Menacing, Dangerous & Restricted dogs only)	$0.00	$35.00	$3.50	$38.50	∞
Regulatory Collar – Medium (declared Menacing, Dangerous & Restricted dogs only)	$0.00	$40.00	$4.00	$44.00	∞
Regulatory Collar – Large (declared Menacing, Dangerous & Restricted dogs only)	$0.00	$45.00	$4.50	$49.50	∞
Regulatory Collar – Extra Large (declared Menacing, Dangerous & Restricted dogs only)	$0.00	$50.00	$5.00	$55.00	∞

Animal Temporary Holding Facility

Administration Fee – 1st impounding	$45.00	$45.00	$0.00	$45.00	0.00%

continued on next page ...

Name	Year 18/19 Fee (incl. GST)	Year 19/20 Fee (excl. GST)	GST	Fee (incl. GST)	Increase %
Animal Temporary Holding Facility [continued]					
Administration Fee – 2nd impounding	$55.50	$55.50	$0.00	$55.50	0.00%
Administration Fee – 3rd and subsequent impounding	$66.00	$66.00	$0.00	$66.00	0.00%
Administration Fee – special circumstances as determined by Council					No Charge
					Last YR Fee No Charge
Daily maintenance companion animals general – half day	$16.50	$16.50	$0.00	$16.50	0.00%
Daily maintenance companion animals general – full day	$33.00	$33.00	$0.00	$33.00	0.00%
Daily maintenance companion animals general – special circumstances					No Charge
					Last YR Fee No Charge
Daily maintenance dogs declared Dangerous, Restricted or Menacing	$44.00	$44.00	$0.00	$44.00	0.00%
Daily Boarding charge for dogs (declared dangerous or deemed dangerous by Ranger, Police or Vet 10% extra)				As determined by Council's Animal Impound contractor	
					Last YR Fee As determined by Council's Animal Impound contractor
Daily Boarding charge for cats				As determined by Council's Animal Impound contractor	
					Last YR Fee As determined by Council's Animal Impound contractor
Euthanasia for dog				As determined by Council's Animal Impound contractor	
					Last YR Fee As determined by Council's Animal Impound contractor
Euthanasia for cat				As determined by Council's Animal Impound contractor	
					Last YR Fee As determined by Council's Animal Impound contractor
Release fee				As determined by Council's Animal Impound contractor	
					Last YR Fee As determined by Council's Animal Impound contractor
Miscellaneous					
Pet residing outside local government area	$11.00	$10.00	$1.00	$11.00	0.00%
Pet residing within local government area					No Charge
					Last YR Fee No Charge
Inner West Pets Calendar (all profits go to nominated animal charity/s)	$0.00	$22.73	$2.27	$25.00	∞

Name	Year 18/19 Fee (incl. GST)	Year 19/20 Fee (excl. GST)	GST	Fee (incl. GST)	Increase %

DEPUTY GENERAL MANAGER – Community and Engagement

CHILDREN & FAMILY SERVICES

CHILDREN & FAMILY SERVICES – Leichhardt

John McMahon Children's Centre, Leichhardt Children's Centre, Leichhardt Park Children's Centre

Wait list fee for Long Day Care Services	$25.00	$25.00	$0.00	$25.00	0.00%
Enrolment Fee	$80.00	$82.00	$0.00	$82.00	2.50%

Refundable Bond

Children enrolled for 1-3 days per week	$750.00	$780.00	$0.00	$780.00	4.00%
Children enrolled for 4-5 days per week	$1,250.00	$1,300.00	$0.00	$1,300.00	4.00%

Daily Fees

Children in the 0 – 2 Years Room	$130.00	$135.00	$0.00	$135.00	3.85%
Children in the 2 – 3 Years Rooms	$125.00	$130.00	$0.00	$130.00	4.00%
Children in the 3 – 5 Years Rooms	$120.00	$125.00	$0.00	$125.00	4.17%

Late Payment of Fees

Late payment fee – a fee applies to families with fees outstanding to cover administration costs of recovery	5% of weekly fee charged	
		Last YR Fee 5% of weekly gap fee

After Hours Collection

On the first 2 occasions per calendar month a charge will be made every 15 minutes or part thereof	$30.00	$30.00	$0.00	$30.00	0.00%
After the second occasion within the calendar month and for the rest of the calendar year $50 for the first 15 minutes or part thereof and then $45.00 for every subsequent 15 minutes or part thereof	$50.00	$50.00	$0.00	$50.00	0.00%

Annandale Children's Centre

Wait list fee for Long Day Care Services	$25.00	$25.00	$0.00	$25.00	0.00%
Enrolment Fee	$80.00	$82.00	$0.00	$82.00	2.50%

Name	Year 18/19 Fee (incl. GST)	Year 19/20 Fee (excl. GST)	GST	Fee (incl. GST)	Increase %
Refundable Bond					
Children enrolled for 1-3 days per week	$768.00	$798.00	$0.00	$798.00	3.91%
Children enrolled for 4-5 days per week	$1,280.00	$1,330.00	$0.00	$1,330.00	3.91%
Daily Fees					
Children in the 0 – 3 Years Room	$130.00	$135.00	$0.00	$135.00	3.85%
Children in the 3 – 5 Years Room	$126.00	$131.00	$0.00	$131.00	3.97%
Late Payment of Fees					
Late payment fee – a fee applies to families with fees outstanding to cover administration costs of recovery				5% of weekly fee charged	
				Last YR Fee 5% of weekly gap fee	
After Hours Collection					
On the first 2 occasions of the calendar month a charge will be made every 15 minutes or part thereof	$30.00	$30.00	$0.00	$30.00	0.00%
After the second occasion within the calendar month and for the rest of the calendar year $50 for the first 15 minutes or part thereof and then $45.00 for every subsequent 15 minutes or part thereof	$50.00	$50.00	$0.00	$50.00	0.00%
Balmain – Rozelle Occasional Care					
Half Day – 8.30 am – 1.00 pm	$67.50	$67.50	$0.00	$67.50	0.00%
Half Day – 8.30 am – 1.30 pm	$70.00	$70.00	$0.00	$70.00	0.00%
Full Day – 8.30 am – 3.30 pm	$95.00	$95.00	$0.00	$95.00	0.00%
Afternoon session (at coordinator's discretion) – 1.30 pm – 3.30 pm	$30.00	$30.00	$0.00	$30.00	0.00%
Concession Rate (reduced hourly rate for pensioner and/or healthcare card holders) (Minimum 4 hours) – 8.30 am – 1.00 pm	$54.00	$54.00	$0.00	$54.00	0.00%
Concession Rate (reduced hourly rate for pensioner and/or healthcare card holders) (Minimum 4 hours) – 8.30 am – 1.30 pm	$60.00	$60.00	$0.00	$60.00	0.00%
Concession Rate (reduced hourly rate for pensioner and/or healthcare card holders) (Minimum 4 hours) – 8.30 am – 3.30 pm	$80.00	$80.00	$0.00	$80.00	0.00%
Enrolment Fee (payable on first booking each year)	$65.00	$65.00	$0.00	$65.00	0.00%
Fundraising Levy (contribution towards learning aids equipment, material & resources)	$10.00	$10.00	$0.00	$10.00	0.00%
Fee for after hours collection	$30.00	$30.00	$0.00	$30.00	0.00%
$20 for the first ten minutes or part thereof and $2 per minute after that	$20.00	$20.00	$0.00	$20.00	0.00%
Cancellation prior to booked day	$5.00	$5.00	$0.00	$5.00	0.00%

continued on next page ...

Name	Year 18/19 Fee (incl. GST)	Year 19/20 Fee (excl. GST)	GST	Fee (incl. GST)	Increase %
Balmain – Rozelle Occasional Care [continued]					
Cancellation on booked day or failure to attend on booked day	$30.00	$30.00	$0.00	$30.00	0.00%
Venue Hire					
Room Hire for Children's Birthday Parties(Minimum booking – 4 hours)	$60.00	$59.09	$5.91	$65.00	8.33%
Full Day Booking for Children's Parties	$450.00	$427.27	$42.73	$470.00	4.44%
Room Hire for Commercial Purposes	$65.00	$63.64	$6.36	$70.00	7.69%
Monday to Friday after 5pm per hr	$70.00	$68.18	$6.82	$75.00	7.14%
Refundable security & key deposit – payable upon booking	$250.00	$250.00	$0.00	$250.00	0.00%
Cancellation fees for venue hire					
More than one month prior to booking – 25% of deposit	$62.50	$56.82	$5.68	$62.50	0.00%
Less than one month and more than 10 working days prior to booking – 50% of deposit	$125.00	$113.64	$11.36	$125.00	0.00%
Less than 10 working days prior to booking – 100% of deposit	$250.00	$227.27	$22.73	$250.00	0.00%
Leichhardt Family Day Care					
Wait List Fee	$25.00	$25.00	$0.00	$25.00	0.00%
Enrolment Fee	$95.00	$95.00	$0.00	$95.00	0.00%
Educator Support Fee	$1.70	$1.75	$0.00	$1.75	2.94%
Community Play Session Fee	$5.00	$5.00	$0.00	$5.00	0.00%
Late Payment Fee – a fee applies to educators with support fees outstanding	$25.00	$25.00	$0.00	$25.00	0.00%
Annual Educator Re-registration	$155.00	$155.00	$0.00	$155.00	0.00%
New Educator Start-up fee	$280.00	$300.00	$0.00	$300.00	7.14%
Breach of Educator Registration Agreement	$50.00	$75.00	$0.00	$75.00	50.00%
Venue Hire					
Room Hire for Children's Birthday Parties (Minimum booking – 4 hours)	$60.00	$59.09	$5.91	$65.00	8.33%
Full day booking for children's parties	$450.00	$427.27	$42.73	$470.00	4.44%
Room Hire for Commercial purposes	$65.00	$63.64	$6.36	$70.00	7.69%
Monday to Friday after 5pm per hr	$70.00	$68.18	$6.82	$75.00	7.14%
Refundable security & key deposit – payable upon booking	$250.00	$250.00	$0.00	$250.00	0.00%

Name	Year 18/19 Fee (incl. GST)	Year 19/20 Fee (excl. GST)	GST	Fee (incl. GST)	Increase %
Cancellation fees for venue hire					
More than one month prior to booking – 25% of deposit	$62.50	$56.82	$5.68	$62.50	0.00%
Less than one month and more than 10 working days prior to booking – 50% of deposit	$125.00	$113.64	$11.36	$125.00	0.00%
Less than 10 working days prior to booking – 100% of deposit	$250.00	$227.27	$22.73	$250.00	0.00%
CHILDREN & FAMILY SERVICES – Marrickville					
Addison Rd, Cavendish St, Deborah Little, Enmore Rd, May Murray, Tillman Park					
Wait List Fee	$25.00	$25.00	$0.00	$25.00	0.00%
Enrolment Fee	$80.00	$82.00	$0.00	$82.00	2.50%
Refundable Bond					
Holding Deposit				Full daily fee per number of days enrolled * 2 weeks	
				Last YR Fee Full daily fee per number of days enrolled * 2 weeks	
Daily Fees					
Daily Fees	$125.00	$130.00	$0.00	$130.00	4.00%
Daily Fee Subsidy – Families who are on 100% CCB, current Health Care or Pensioner Concession Card Holders	$6.00	$6.00	$0.00	$6.00	0.00%
Late Payment of Fees					
Late payment fee – a fee applies to families with fees outstanding to cover administration costs of recovery				5% of weekly fee charged	
				Last YR Fee 5% of weekly gap fee	
After Hours Collection					
On the first two occations of the calendar month a charge will be made every 15 minutes or part thereof	$30.00	$30.00	$0.00	$30.00	0.00%
After the second occasion within the calendar month and for the rest of the calendar year $50 for the first 15 minutes or part thereof and then $45.00 for every subsequent 15 minutes or part thereof	$50.00	$50.00	$0.00	$50.00	0.00%
Globe Wilkins Preschool					
Wait List Fee	$25.00	$25.00	$0.00	$25.00	0.00%

continued on next page ...

Name	Year 18/19 Fee (incl. GST)	Year 19/20 Fee (excl. GST)	GST	Fee (incl. GST)	Increase %
Globe Wilkins Preschool [continued]					
Enrolment Fee	$80.00	$82.00	$0.00	$82.00	2.50%
Daily Fees					
Daily Fee	$70.00	$72.00	$0.00	$72.00	2.86%
Note: Equity funding applies for eligible families which may assist with fee reduction					.
					Last YR Fee .
Late Payment of Fees					
Late payment fee – a fee applies to families with fees outstanding to cover administration costs of recovery				5% of weekly fee charged	
					Last YR Fee 5% of weekly gap fee
After Hours Collection					
On the first two occations of the calendar month a charge will be made every 15 minuts or part thereof	$30.00	$30.00	$0.00	$30.00	0.00%
After the second occasion within the calendar month and for the rest of the calendar year $50 for the first 15 minutes or part thereof and then $45.00 for every subsequent 15 minutes or part thereof	$50.00	$50.00	$0.00	$50.00	0.00%
Marrickville Family Day Care					
Wait List Fee	$25.00	$25.00	$0.00	$25.00	0.00%
Enrolment Fee	$95.00	$95.00	$0.00	$95.00	0.00%
Parent Levy -per hour/per child/per day.	$0.95	$0.95	$0.00	$0.95	0.00%
Educator Levy				5% educator weekly income	
					Last YR Fee 5% educator weekly income
Breach of Educator Registration Agreement	$75.00	$75.00	$0.00	$75.00	0.00%
New Educator Start-Up Fee – per new educator	$280.00	$300.00	$0.00	$300.00	7.14%
New Educator Start-Up Resource Kit – per new educator (if hard copies required)	$110.00	$110.00	$0.00	$110.00	0.00%
Annual Educator Re-registration Fee – per educator	$130.00	$140.00	$0.00	$140.00	7.69%
Educator Playgroup Transport – per educator per round trip	$10.00	$10.00	$0.00	$10.00	0.00%
Out of School Hours Care (all services)					
Wait List Fee – per family	$25.00	$25.00	$0.00	$25.00	0.00%

continued on next page ...

Name	Year 18/19 Fee (incl. GST)	Year 19/20 Fee (excl. GST)	GST	Fee (incl. GST)	Increase %
Out of School Hours Care (all services) [continued]					
Enrolment Fee per child	$60.00	$62.00	$0.00	$62.00	3.33%
Refundable Bond					
Holding Deposit		Full daily fee per number of days enrolled * 2 weeks			
		Last YR Fee -			
Before School Care (Account holders are required to give 20 working days written notice to the OSHC Administration Assistant via email to cancel any sessions)					
Permanent Session fee per child	$19.50	$20.00	$0.00	$20.00	2.56%
Casual fee per child	$20.80	$21.00	$0.00	$21.00	0.96%
After School Care (Account holders are required to give 20 working days written notice to the OSHC Administration Assistant via email to cancel any sessions)					
Daily Fees					
Permanent Session fee per child	$28.00	$28.50	$0.00	$28.50	1.79%
Casual fee per child	$29.50	$29.50	$0.00	$29.50	0.00%
Non-Notification Fee Per Family Per Session – all After School Services (Failure to advise absence by 3pm on a booked session)	$12.00	$12.00	$0.00	$12.00	0.00%
Late Payment of Fees					
Late payment fee – a fee applies to families with fees outstanding to cover administration costs of recovery		5% of weekly fee charged			
		Last YR Fee 5% of weekly gap fee			
After Hours Collection					
On the first two occations of the calendar month a charge will be made every 15 minutes or part thereof	$30.00	$30.00	$0.00	$30.00	0.00%
After the second occasion within the calendar month and for the rest of the calendar year $50 for the first 15 minutes or part thereof and then $45.00 for every subsequent 15 minutes or part thereof	$50.00	$50.00	$0.00	$50.00	0.00%

Name	Year 18/19 Fee (incl. GST)	Year 19/20 Fee (excl. GST)	GST	Fee (incl. GST)	Increase %
Vacation Care					
Daily Fees					
Daily fee (excursions costs included)	$72.00	$75.00	$0.00	$75.00	4.17%
Late Payment of Fees					
Late payment fee – a fee applies to families with fees outstanding to cover administration costs of recovery				5% of weekly fee charged	
				Last YR Fee 5% of weekly gap fee	
After Hours Collection					
On the first two occation of the calendar month a charge will be made every 15 minutes or part thereof	$30.00	$30.00	$0.00	$30.00	0.00%
After the second occasion within the calendar month and for the rest of the calendar year $50 for the first 15 minutes or part thereof and then $45.00 for every subsequent 15 minutes or part thereof	$50.00	$50.00	$0.00	$50.00	0.00%

Name	Year 18/19 Fee (incl. GST)	Year 19/20 Fee (excl. GST)	GST	Fee (incl. GST)	Increase %
LIBRARY & HISTORY SERVICES					
OVERDUE AND LOST ITEMS					
First fine (3 days late)	$0.60	$0.60	$0.00	$0.60	0.00%
Subsequent fine per day to a maximum 60 days	$0.20	$0.20	$0.00	$0.20	0.00%
Over 60 days – full replacement cost plus processing fee				Full replacement cost plus processing fee	
				Last YR Fee Full replacement cost plus processing fee	
Overdue referral (unique management) external charge	$15.60	$15.60	$0.00	$15.60	0.00%
Processing fee for lost or damaged items (only one processing fee payable for items returned at the same time)	$10.00	$10.00	$0.00	$10.00	0.00%
Lost or replacement library card	$5.00	$5.00	$0.00	$5.00	0.00%
Compassion waiver				On written application with supporting documentation	
				Last YR Fee On written application to the Branch Librarian	
Late fees for children 12 and under				No charge	
				Last YR Fee No charge	
INTERLIBRARY LOANS					
Base ILL fee applicable to all loan requests	$2.50	$2.27	$0.23	$2.50	0.00%
All other libraries, excluding NSW Public libraries				$30.50 for postage, plus if applicable Recovery Costs plus GST.	
				Last YR Fee $30.50 for postage, plus if applicable Recovery Costs plus GST.	
Other SWIFT Libraries				All costs to be borne by applicant.	
				Last YR Fee All costs to be borne by applicant.	
PHOTOCOPYING, PRINTING AND SCANNING					
A4 black and white page	$0.20	$0.18	$0.02	$0.20	0.00%
A3 black and white page	$0.40	$0.36	$0.04	$0.40	0.00%
A4 colour page	$1.00	$0.91	$0.09	$1.00	0.00%
A3 colour page	$2.00	$1.82	$0.18	$2.00	0.00%
Scanning				No charge	
				Last YR Fee No charge	

Name	Year 18/19 Fee (incl. GST)	Year 19/20 Fee (excl. GST)	GST	Fee (incl. GST)	Increase %
SALE OF ITEMS					
Used or discarded Library items				Various prices	
				Last YR Fee Various prices	
Library bags	$5.00	$4.64	$0.46	$5.10	2.00%
Local history books				Up to $50.00	
				Last YR Fee Up to $50.00	
Headphones				Up to $10.00	
				Last YR Fee Up to $10.00	
USB sticks				Up to $10.00	
				Last YR Fee Up to $10.00	
LOCAL HISTORY					
Local history research				First half hour free then $100/hour	
				Last YR Fee First half hour free then $100/hour	
Local history research (health or concession card holder)				First half hour free then $50/hour	
				Last YR Fee First half hour free then $50/hour	
PROGRAMMING OR ACTIVITIES					
Various activities (excludes baby rhyme time, story time)				Up to $25.00/session	
				Last YR Fee Up to $25.00/session	
Various activities (excludes baby rhyme time, story time) health or concession card holder				Up to $15.00/session	
				Last YR Fee Up to $15.00/session	
RENTAL OF MEETING ROOMS					
Library use				No charge	
				Last YR Fee No charge	
Commercial use	$55.00	$50.00	$5.00	$55.00	0.00%

continued on next page ...

Name	Year 18/19 Fee (incl. GST)	Year 19/20 Fee (excl. GST)	GST	Fee (incl. GST)	Increase %
RENTAL OF MEETING ROOMS [continued]					
Reduced fees and fee waivers can be applied to the fees outlined above in accordance with the Reduced Fees and Fee Waiver Guidelines which determine eligibility and selection criteria for reduced fees				Community Rate-50% of applicable fee Support Group Rate-20% of applicable fee Fee Waiver-no charge	
				Last YR Fee Community Rate-50% of applicable fee Support Group Rate-20% of applicable fee Fee Waiver-no charge	
Damage security deposit	$200.00	$200.00	$0.00	$200.00	0.00%
Cancellation fee				100% of Hire Fee + GST	
				Last YR Fee 100% of Hire Fee + GST	
ROOMS & COMMUNITY CENTRE – CATEGORY 1					
Whites Creek Stables, Leichhardt Marketplace (Community Room), Annandale Community Centre (Meeting Room), St Peters Town Hall (Downstairs), Jimmy Little Community Centre (Meeting Room), Hannaford Community Centre (Meeting Room), Camperdown Park (Meeting Room), Balmain Library (Meeting Room), Leichhardt Library (Meeting Room), Marrickville Library (Learning Room 1.3)					
Weekday Hourly Rate (before 5pm)	$0.00	$31.82	$3.18	$35.00	∞
Weekday Hourly Rate (after 5pm)	$0.00	$40.91	$4.09	$45.00	∞
Weekend Hourly Rate	$0.00	$40.91	$4.09	$45.00	∞
Weekday Day Rate (opening – 5pm)	$0.00	$127.27	$12.73	$140.00	∞
Weekday Evening Rate (5pm – close)	$0.00	$163.64	$16.36	$180.00	∞
Weekend Day Rate (Opening – 5pm)	$0.00	$163.64	$16.36	$180.00	∞
Weekend Evening Rate (5pm – close)	$0.00	$204.55	$20.45	$225.00	∞
Whole Day Rate (open – close)	$0.00	$254.55	$25.45	$280.00	∞
Refundable Bond	$0.00	$200.00	$0.00	$200.00	∞
Cancellation Rules (28 days and greater prior to booking)					100% Refund
					Last YR Fee -
Cancellation Rules (from 14 days up to and including 27 days prior to booking)					50% Refund
					Last YR Fee -
Cancellatoin Rules (less than 14 days prior to booking)					0% Refund
					Last YR Fee -
Fire Alarm	$0.00	$1,818.18	$181.82	$2,000.00	∞
Out of Hours Opening Fee (Weekday)	$0.00	$318.18	$31.82	$350.00	∞
Out of Hours Opening Fee (Weekends)	$0.00	$454.55	$45.45	$500.00	∞
Additional Key	$0.00	$136.36	$13.64	$150.00	∞
Lost Key & Swipe	$0.00	$136.36	$13.64	$150.00	∞

Name	Year 18/19 Fee (incl. GST)	Year 19/20 Fee (excl. GST)	GST	Fee (incl. GST)	Increase %
ROOMS & COMMUNITY CENTRE – CATEGORY 2					
Whites Creek Cottage (Melaleuca Room), ASC (Activity Room), Hannaford Community Centre (Activity Room), Mervyn Fletcher Hall, Marrickville Library (Learning Room 1.1 & Learning Room 1.2)					
Additional ASC Activity Rooms beyond the first are charged at 50%					
Weekday Hourly Rate (before 5pm)	$0.00	$54.55	$5.45	$60.00	∞
Weekday Hourly Rate (after 5pm)	$0.00	$63.64	$6.36	$70.00	∞
Weekend Hourly Rate	$0.00	$63.64	$6.36	$70.00	∞
Weekday Day Rate (open – 5pm)	$0.00	$218.18	$21.82	$240.00	∞
Weekday Evening Rate (5pm – close)	$0.00	$254.55	$25.45	$280.00	∞
Weekend Day Rate (open – 5pm)	$0.00	$254.55	$25.45	$280.00	∞
Weekend Evening Rate (5pm – close)	$0.00	$318.18	$31.82	$350.00	∞
Whole Day Rate (open – close)	$0.00	$436.36	$43.64	$480.00	∞
Refundable Bond	$0.00	$200.00	$0.00	$200.00	∞
Cancellation Rules (28 days and greater prior to booking)					100% Refund
					Last YR Fee -
Cancellation Rules (from 14 days up to and including 27 days prior to booking)					50% Refund
					Last YR Fee -
Cancellation Rules (less than 14 days prior to booking)					0% Refund
					Last YR Fee -
Fire Alarm	$0.00	$1,818.18	$181.82	$2,000.00	∞
Out of Hours Opening Fee (Weekday)	$0.00	$318.18	$31.82	$350.00	∞
Out of Hours Opening Fee (Weekends)	$0.00	$454.55	$45.45	$500.00	∞
Additional Key	$0.00	$136.36	$13.64	$150.00	∞
Lost Key & Swipe	$0.00	$136.36	$13.64	$150.00	∞
ROOMS & COMMUNITY CENTRE – CATEGORY 3					
Tom Foster Community Centre, Annandale Community Centre (Upstairs), Jimmy Little Community Centre (Main Hall), Michael Maher, Clontarf Cottage, Petersham Town Hall (Chambers), Herb Greedy, Seaview Street, St Peters Town Hall (Upstairs), Yanada Room, Marrickville Pavilion Rooms					
Weedkay Hourly Rate (before 5pm)	$0.00	$63.64	$6.36	$70.00	∞
Weekday Hourly Rate (after 5pm)	$0.00	$72.73	$7.27	$80.00	∞
Weekend Hourly Rate	$0.00	$72.73	$7.27	$80.00	∞
Weekday Day Rate (open – 5pm)	$0.00	$254.55	$25.45	$280.00	∞
Weekday Evening Rate (5pm – close)	$0.00	$290.91	$29.09	$320.00	∞
Weekend Day Rate (open – 5pm)	$0.00	$290.91	$29.09	$320.00	∞
Weekend Evening Rate (5pm – close)	$0.00	$363.64	$36.36	$400.00	∞

continued on next page ...

Name	Year 18/19 Fee (incl. GST)	Year 19/20 Fee (excl. GST)	GST	Fee (incl. GST)	Increase %
ROOMS & COMMUNITY CENTRE – CATEGORY 3 [continued]					
Whole Day Rate (open – close)	$0.00	$509.09	$50.91	$560.00	∞
Refundable Bond	$0.00	$500.00	$0.00	$500.00	∞
Cancellation Rules (28 days and greater prior to booking)					100% Refund
					Last YR Fee -
Cancellation Rules (from 14 days up to and including 27 days prior to booking)					50% Refund
					Last YR Fee -
Cancellation Rules (less than 14 days prior to booking)					0% Refund
					Last YR Fee -
Fire Alarm	$0.00	$1,818.18	$181.82	$2,000.00	∞
Out of Hours Opening Fee (Weekday)	$0.00	$318.18	$31.82	$350.00	∞
Out of Hours Opening Fee (Weekends)	$0.00	$454.55	$45.45	$500.00	∞
Additional Key	$0.00	$136.36	$13.64	$150.00	∞
Lost Key & Swipe	$0.00	$136.36	$13.64	$150.00	∞
ROOMS & COMMUNITY CENTRE – CATEGORY 4					
Balmain Town Hall (Meeting Room), Hannaford Community Centre (Heffernan Hall), Annandale Community Centre (Back Hall)					
Weekday Hourly Rate (before 5pm)	$0.00	$72.73	$7.27	$80.00	∞
Weekday Hourly Rate (after 5pm)	$0.00	$81.82	$8.18	$90.00	∞
Weekend Hourly Rate	$0.00	$81.82	$8.18	$90.00	∞
Weekday Day Rate (open – 5pm)	$0.00	$290.91	$29.09	$320.00	∞
Weekday Evening Rate (5pm – close)	$0.00	$327.27	$32.73	$360.00	∞
Weekend Day Rate (open – 5pm)	$0.00	$327.27	$32.73	$360.00	∞
Weekend Evening Rate (5pm – close)	$0.00	$409.09	$40.91	$450.00	∞
Whole Day Rate (open – close)	$0.00	$581.82	$58.18	$640.00	∞
Refundable Bond	$0.00	$500.00	$0.00	$500.00	∞
Cancellation Rules (28 days and greater prior to booking)					100% Refund
					Last YR Fee -
Cancellation Rules (from 14 days up to and including 27 days prior to booking)					50% Refund
					Last YR Fee -

continued on next page ...

Name	Year 18/19 Fee (incl. GST)	Year 19/20 Fee (excl. GST)	GST	Fee (incl. GST)	Increase %

ROOMS & COMMUNITY CENTRE – CATEGORY 4 [continued]

Cancellation Rules (less than 14 days prior to booking)				0% Refund	
				Last YR Fee -	
Fire Alarm	$0.00	$1,818.18	$181.82	$2,000.00	∞
Out of Hours Opening Fee (Weekday)	$0.00	$318.18	$31.82	$350.00	∞
Out of Hours Opening Fee (Weekends)	$0.00	$454.55	$45.45	$500.00	∞
Additional Key	$0.00	$136.36	$13.64	$150.00	∞
Lost Key & Swipe	$0.00	$136.36	$13.64	$150.00	∞

REPRODUCTION OF COUNCIL OWNED IMAGES

Commercial rate (web site or graphic) per image	$100.00	$100.00	$0.00	$100.00	0.00%
Private use per image (one off use)	$25.00	$25.00	$0.00	$25.00	0.00%
Private use with health care card	$15.00	$15.00	$0.00	$15.00	0.00%
Commercial rates: Publishing hardcopy per image	$525.00	$525.00	$0.00	$525.00	0.00%
Commercial rates: Hardcopy printed format 1 page or less	$260.00	$260.00	$0.00	$260.00	0.00%
Commercial Networks: For use in the production of films, movies, documentaries, TV series, etc. (terrestrial rights), per image	$0.00	$260.00	$0.00	$260.00	∞
Non-Commercial Networks: For use in the production of films, movies, documentaries, TV series, etc. (terrestrial rights), per image	$0.00	$130.00	$0.00	$130.00	∞
Cover	$515.00	$515.00	$0.00	$515.00	0.00%

Name	Year 18/19 Fee (incl. GST)	Year 19/20 Fee (excl. GST)	GST	Fee (incl. GST)	Increase %

COMMUNITY SERVICES & CULTURE

Indoor Venues Fee Scale

Council provides a scaled fee structure for the hire of a range of community venues and halls to ensure equitable access.

The Fee scale policy outlines the need for community resources to be affordable and accessible for not-for-profit (NFP) groups with limited income streams.

Factors that can determine the level of fee subsidy include:
- access and affordability for local residents
- health and wellbeing benefits of the activity
- the need for Council support to enable activities to proceed
- the extent to which the activity aligns with Council's strategic priorities

All applications for venue use will be assessed in line with these priorities.

Subsidy	Organisation/Activity Type/Examples
	Last YR Fee -
100%	Organisation: - Incorporated NFP organisation - Unincorporated local NFP group Activity Type: - Service that enables achievement of specific Community Strategic Plan objective for local residents; and - Where there is evidence that payment of a fee for venue use will prevent the activity from occurring Examples: - Recognised social supporteg Alcoholics Anonymous, GA, NA., for their weekly meeting, - Men's Group - Seniors and cultural social support - Play groups - Local meetings of registered political organisations - Local youth band rehearsals
	Last YR Fee -

continued on next page ...

Name	Year 18/19 Fee (incl. GST)	Year 19/20 Fee (excl. GST)	GST	Fee (incl. GST)	Increase %

Indoor Venues Fee Scale [continued]

50%	Organisation: - Incorporated NFP organisation - Unincorporated local NFP group - Sole traders with public liability insurance - Religious institutions (ATO defined) Activity Type: - Service that enables achievement of specific Community Strategic Plan objective for local residents; and - A fee over $5 is charged for membership/ participation - Offering community focused activities, and discounted access to health care card holders - Religious services Examples: - Dance groups - Yoga for cancer patients - Painting classes - U3A - P&C fundraiser - Charity event with over 50% beneficiaries being local residents - Weekend church service
	Last YR Fee -
0%	Organisation: - Commercial hirers - Private functions - Activities where IWC residents comprise less than 50% of participants Activity Type: - Activities designed for benefit of the for profit sector - Activities that are for the benefit of a private individual or organisation that is not open to the general public - Community activities designed to cater for residents of other Council areas Examples: - Sales conference - Birthday parties, weddings - Activities of a metropolitan-wide club
	Last YR Fee -

An assessment panel comprising specialist venues staff, and where appropriate community development staff, will assess applications to determine fee categories based on the application form.

Rooms & Community Centres – Category 1

Whites Creek Stables, Leichhardt Marketplace (Community Room), Annandale Community Centre (Meeting Room), St Peters Town Hall (Downstairs), Jimmy Little Community Centre (Meeting Room), Hannaford Community Centre (Meeting Room), Camperdown Park (Meeting Room), Balmain Library (Meeting Room), Leichhardt Library (Meeting Room), Marrickville Library (Learning Room 1.3)

Weekday Hourly Rate (before 5pm)	$0.00	$31.82	$3.18	$35.00	∞
Weekday Hourly Rate (after 5pm)	$0.00	$40.91	$4.09	$45.00	∞

continued on next page ...

Name	Year 18/19 Fee (incl. GST)	Year 19/20 Fee (excl. GST)	GST	Fee (incl. GST)	Increase %
Whites Creek Stables, Leichhardt Marketplace (Community Room), Annandale Community Centre (Meeting Room), St Peters Town Hall (Downstairs), Jimmy Little Community Centre (Meeting Room), Hannaford Community Centre (Meeting Room), Camperdown Park (Meeting Room), Balmain Library (Meeting Room), Leichhardt Library (Meeting Room), Marrickville Library (Learning Room 1.3) [continued]					
Weekend Hourly Rate	$0.00	$40.91	$4.09	$45.00	∞
Weekday Day Rate (opening – 5pm)	$0.00	$127.27	$12.73	$140.00	∞
Weekday Evening Rate (5pm – close)	$0.00	$163.64	$16.36	$180.00	∞
Weekend Day Rate (opening – 5pm)	$0.00	$163.64	$16.36	$180.00	∞
Weekend Evening Rate (5pm – close)	$0.00	$204.55	$20.45	$225.00	∞
Whole Day Rate (opening – close)	$0.00	$254.55	$25.45	$280.00	∞
Refundable Bond	$0.00	$200.00	$0.00	$200.00	∞
Cancellation Rules (28 days and greater prior to booking)					100% Refund
					Last YR Fee -
Cancellation Rules (from 14 days up to and including 27 days prior to booking)					50% Refund
					Last YR Fee -
Cancellation Rules (less than 14 days prior to booking)					0% Refund
					Last YR Fee -
Fire Alarm	$0.00	$1,818.18	$181.82	$2,000.00	∞
Out Of Hours Opening Fee (Weekday)	$0.00	$318.18	$31.82	$350.00	∞
Out Of Hours Opening Fee (Weekends)	$0.00	$454.55	$45.45	$500.00	∞
Additional Key	$0.00	$136.36	$13.64	$150.00	∞
Lost Key And Swipe	$0.00	$136.36	$13.64	$150.00	∞

Rooms & Community Centres – Category 2

Whites Creek Cottage (Melaleuca Room), ASC (Activity Room), Hannaford Community Centre (Activity Room), Mervyn Fletcher Hall, Marrickville Library (Learning Room 1.1 & Learning Room 1.2)

Additional ASC Activity Rooms beyond the first are charged at 50%

Weekday Hourly Rate (before 5pm)	$0.00	$54.55	$5.45	$60.00	∞
Weekday Hourly Rate (after 5pm)	$0.00	$63.64	$6.36	$70.00	∞
Weekend Hourly Rate	$0.00	$63.64	$6.36	$70.00	∞
Weekday Day Rate (opening – 5pm)	$0.00	$218.18	$21.82	$240.00	∞
Weekday Evening Rate (5pm – close)	$0.00	$254.55	$25.45	$280.00	∞
Weekend Day Rate (opening – 5pm)	$0.00	$254.55	$25.45	$280.00	∞
Weekend Evening Rate (5pm – close)	$0.00	$318.18	$31.82	$350.00	∞
Whole Day Rate (opening – close)	$0.00	$436.36	$43.64	$480.00	∞

continued on next page ...

Name	Year 18/19 Fee (incl. GST)	Year 19/20 Fee (excl. GST)	GST	Fee (incl. GST)	Increase %
Whites Creek Cottage (Melaleuca Room), ASC (Activity Room), Hannaford Community Centre (Activity Room), Mervyn Fletcher Hall, Marrickville Library (Learning Room 1.1 & Learning Room 1.2) [continued]					
Refundable Bond	$0.00	$200.00	$0.00	$200.00	∞
Cancellation Rules (28 days and greater prior to booking)					100% Refund
					Last YR Fee -
Cancellation Rules (from 14 days up to and including 27 days prior to booking)					50% Refund
					Last YR Fee -
Cancellation Rules (less than 14 days prior to booking)					0% Refund
					Last YR Fee -
Fire Alarm	$0.00	$1,818.18	$181.82	$2,000.00	∞
Out Of Hours Opening Fee (Weekday)	$0.00	$318.18	$31.82	$350.00	∞
Out Of Hours Opening Fee (Weekends)	$0.00	$454.55	$45.45	$500.00	∞
Additional Key	$0.00	$136.36	$13.64	$150.00	∞
Lost Key And Swipe	$0.00	$136.36	$13.64	$150.00	∞
Rooms & Community Centres – Category 3					
Tom Foster Community Centre, Annandale Community Centre (Upstairs), Jimmy Little Community Centre (Main Hall), Michael Maher, Clontarf Cottage, Petersham Town Hall (Chambers), Herb Greedy, Seaview Street, St Peters Town Hall (Upstairs), Yanada Room, Marrickville Pavilion Rooms					
Weekday Hourly Rate (before 5pm)	$0.00	$63.64	$6.36	$70.00	∞
Weekday Hourly Rate (after 5pm)	$0.00	$72.73	$7.27	$80.00	∞
Weekend Hourly Rate	$0.00	$72.73	$7.27	$80.00	∞
Weekday Day Rate (opening – 5pm)	$0.00	$254.55	$25.45	$280.00	∞
Weekday Evening Rate (5pm – close)	$0.00	$290.91	$29.09	$320.00	∞
Weekend Day Rate (opening – 5pm)	$0.00	$290.91	$29.09	$320.00	∞
Weekend Evening Rate (5pm – close)	$0.00	$363.64	$36.36	$400.00	∞
Whole Day Rate (opening – close)	$0.00	$509.09	$50.91	$560.00	∞
Refundable Bond	$0.00	$500.00	$0.00	$500.00	∞
Cancellation Rules (28 days and greater prior to booking)					100% Refund
					Last YR Fee -

continued on next page ...

Name	Year 18/19 Fee (incl. GST)	Year 19/20 Fee (excl. GST)	GST	Fee (incl. GST)	Increase %
Tom Foster Community Centre, Annandale Community Centre (Upstairs), Jimmy Little Community Centre (Main Hall), Michael Maher, Clontarf Cottage, Petersham Town Hall (Chambers), Herb Greedy, Seaview Street, St Peters Town Hall (Upstairs), Yanada Room, Marrickville Pavilion Rooms [continued]					
Cancellation Rules (from 14 days up to and including 27 days prior to booking)					50% Refund
					Last YR Fee -
Cancellation Rules (less than 14 days prior to booking)					0% Refund
					Last YR Fee -
Fire Alarm	$0.00	$1,818.18	$181.82	$2,000.00	∞
Out Of Hours Opening Fee (Weekday)	$0.00	$318.18	$31.82	$350.00	∞
Out Of Hours Opening Fee (Weekends)	$0.00	$454.55	$45.45	$500.00	∞
Additional Key	$0.00	$136.36	$13.64	$150.00	∞
Lost Key And Swipe	$0.00	$136.36	$13.64	$150.00	∞
Rooms & Community Centres – Category 4					
Balmain Town Hall (Meeting Room), Hannaford Community Centre (Heffernan Hall), Annandale Community Centre (Back Hall)					
Weekday Hourly Rate (before 5pm)	$0.00	$72.73	$7.27	$80.00	∞
Weekday Hourly Rate (after 5pm)	$0.00	$81.82	$8.18	$90.00	∞
Weekend Hourly Rate	$0.00	$81.82	$8.18	$90.00	∞
Weekday Day Rate (opening – 5pm)	$0.00	$290.91	$29.09	$320.00	∞
Weekday Evening Rate (5pm – close)	$0.00	$327.27	$32.73	$360.00	∞
Weekend Day Rate (opening – 5pm)	$0.00	$327.27	$32.73	$360.00	∞
Weekend Evening Rate (5pm – close)	$0.00	$409.09	$40.91	$450.00	∞
Whole Day Rate (opening – close)	$0.00	$581.82	$58.18	$640.00	∞
Refundable Bond	$0.00	$500.00	$0.00	$500.00	∞
Cancellation Rules (28 days and greater prior to booking)					100% Refund
					Last YR Fee -
Cancellation Rules (from 14 days up to and including 27 days prior to booking)					50% Refund
					Last YR Fee -
Cancellation Rules (less than 14 days prior to booking)					0% Refund
					Last YR Fee -
Fire Alarm	$0.00	$1,818.18	$181.82	$2,000.00	∞

continued on next page ...

Name	Year 18/19 Fee (incl. GST)	Year 19/20 Fee (excl. GST)	GST	Fee (incl. GST)	Increase %
Balmain Town Hall (Meeting Room), Hannaford Community Centre (Heffernan Hall), Annandale Community Centre (Back Hall) [continued]					
Out Of Hours Opening Fee (Weekday)	$0.00	$318.18	$31.82	$350.00	∞
Out Of Hours Opening Fee (Weekends)	$0.00	$454.55	$45.45	$500.00	∞
Additional Key	$0.00	$136.36	$13.64	$150.00	∞
Lost Key And Swipe	$0.00	$136.36	$13.64	$150.00	∞
Town Halls					
Leichhardt Town Hall, Balmain Town Hall					
Minimum 4 hours use on Weekdays					
Weekday Hourly Rate (before 5pm)	$0.00	$109.09	$10.91	$120.00	∞
Weekday Hourly Rate (after 5pm)	$0.00	$118.18	$11.82	$130.00	∞
Weekend Half Day (6 hours)	$0.00	$772.73	$77.27	$850.00	∞
Weekend Whole Day (opening – close)	$0.00	$1,545.45	$154.55	$1,700.00	∞
Refundable Bond	$0.00	$1,500.00	$0.00	$1,500.00	∞
Cancellation Rules (28 days and greater prior to booking)					100% Refund
					Last YR Fee -
Cancellation Rules (from 14 days up to and including 27 days prior to booking)					50% Refund
					Last YR Fee -
Cancellation Rules (less than 14 days prior to booking)					0% Refund
					Last YR Fee -
Fire Alarm	$0.00	$1,818.18	$181.82	$2,000.00	∞
Out Of Hours Opening Fee (Weekday)	$0.00	$318.18	$31.82	$350.00	∞
Out Of Hours Opening Fee (Weekends)	$0.00	$454.55	$45.45	$500.00	∞
Additional Key	$0.00	$136.36	$13.64	$150.00	∞
Lost Key And Swipe	$0.00	$136.36	$13.64	$150.00	∞
Petersham Town Hall, Marrickville Town Hall					
Minimum 4 hours use on Weekdays					
Weekday Hourly Rate (before 5pm)	$0.00	$109.09	$10.91	$120.00	∞
Weekday Hourly Rate (after 5pm)	$0.00	$118.18	$11.82	$130.00	∞
Weekend Half Day (6 hours)	$0.00	$1,090.91	$109.09	$1,200.00	∞
Weekend Whole Day (opening – close)	$0.00	$2,181.82	$218.18	$2,400.00	∞
Refundable Bond	$0.00	$1,500.00	$0.00	$1,500.00	∞

continued on next page ...

Name	Year 18/19 Fee (incl. GST)	Year 19/20 Fee (excl. GST)	GST	Fee (incl. GST)	Increase %
Petersham Town Hall, Marrickville Town Hall [continued]					
Cancellation Rules (28 days and greater prior to booking)					100% Refund
					Last YR Fee -
Cancellation Rules (from 14 days up to and including 27 days prior to booking)					50% Refund
					Last YR Fee -
Cancellation Rules (less than 14 days prior to booking)					0% Refund
					Last YR Fee -
Fire Alarm	$0.00	$1,818.18	$181.82	$2,000.00	∞
Out Of Hours Opening Fee (Weekday)	$0.00	$318.18	$31.82	$350.00	∞
Out Of Hours Opening Fee (Weekends)	$0.00	$454.55	$45.45	$500.00	∞
Additional Key	$0.00	$136.36	$13.64	$150.00	∞
Lost Key And Swipe	$0.00	$136.36	$13.64	$150.00	∞
Ashfield Town Hall					
Minimum 4 hours use on Weekdays					
Weekday Hourly Rate (before 5pm)	$0.00	$190.91	$19.09	$210.00	∞
Weekday Hourly Rate (after 5pm)	$0.00	$200.00	$20.00	$220.00	∞
Weekend Half Day (6 hours)	$0.00	$1,181.82	$118.18	$1,300.00	∞
Weekend Whole Day (opening – close)	$0.00	$2,363.64	$236.36	$2,600.00	∞
Refundable Bond	$0.00	$1,500.00	$0.00	$1,500.00	∞
Cancellation Rules (28 days and greater prior to booking)					100% Refund
					Last YR Fee -
Cancellation Rules (from 14 days up to and including 27 days prior to booking)					50% Refund
					Last YR Fee -
Cancellation Rules (less than 14 days prior to booking)					0% Refund
					Last YR Fee -
Fire Alarm	$0.00	$1,818.18	$181.82	$2,000.00	∞
Out Of Hours Opening Fee (Weekday)	$0.00	$318.18	$31.82	$350.00	∞
Out Of Hours Opening Fee (Weekends)	$0.00	$454.55	$45.45	$500.00	∞
Additional Key	$0.00	$136.36	$13.64	$150.00	∞
Lost Key And Swipe	$0.00	$136.36	$13.64	$150.00	∞

Name	Year 18/19 Fee (incl. GST)	Year 19/20 Fee (excl. GST)	GST	Fee (incl. GST)	Increase %
Community Bus					
Monday– Friday (7am – 4pm)	$17.95	$20.00	$2.00	$22.00	22.56%
Monday – Friday (before 9am and after 4pm)	$45.10	$45.00	$4.50	$49.50	9.76%
Saturday (Sunday rates after 3hrs on Saturday)	$45.10	$45.00	$4.50	$49.50	9.76%
Sunday	$72.25	$75.00	$7.50	$82.50	14.19%
50kms or less	$23.55	$25.00	$2.50	$27.50	16.77%
51kms – 100kms	$47.65	$50.00	$5.00	$55.00	15.42%
101kms – 150kms	$63.05	$65.00	$6.50	$71.50	13.40%
151kms – 200kms	$94.80	$100.00	$10.00	$110.00	16.03%
201kms – 250kms	$105.05	$110.00	$11.00	$121.00	15.18%
251kms – 300kms	$123.00	$125.00	$12.50	$137.50	11.79%
301kms – 350kms	$153.75	$160.00	$16.00	$176.00	14.47%
351kms or more	$184.50	$190.00	$19.00	$209.00	13.28%
Cancellation Fee (this applies to all bookings cancelled without minimum 5 working days notice)	$63.05	$65.00	$6.50	$71.50	13.40%
Home Linked Support					
Food Services					
Meals on Wheels Service – Main Meal	$8.40	$8.50	$0.00	$8.50	1.19%
Meals on Wheels – Main Meal (non-subsidised)	$11.60	$12.00	$0.00	$12.00	3.45%
Meals on Wheels Service – Sandwich	$2.70	$2.80	$0.00	$2.80	3.70%
Meals on Wheels Service – Dessert	$2.50	$2.60	$0.00	$2.60	4.00%
Meals on Wheels Service – Drink	$0.80	$0.80	$0.00	$0.80	0.00%
Centre Based Meals Service* and Take Away Meals Service* (per meal pack)	$8.40	$8.50	$0.00	$8.50	1.19%
*There is also capacity to vary the cost of these services based on actual cost plus margin to cover overheads and GST. A quotation will be provided prior to the order being confirmed					
Bulk Meals Service – meal only (per meal)	$8.40	$8.50	$0.00	$8.50	1.19%
Social Activities					
Fee for participation in activities conducted by a professional tutor e.g.. Tai Chi, Cooking Classes – per person	$3.00	$3.00	$0.30	$3.30	10.00%
Home Modification & Maintenance, Gardening & Handyperson Services					
*minimum of one hour and area specific					
Handyperson/Gardening	$30.00	$30.00	$0.00	$30.00	0.00%
Carpenter service	$35.00	$35.00	$0.00	$35.00	0.00%
Plumber service	$40.00	$40.00	$0.00	$40.00	0.00%
Full Cost Service (Ineligible for subsidised rate – not registered on myagedcare)	$60.00	$60.00	$6.00	$66.00	10.00%

continued on next page ...

Name	Year 18/19 Fee (incl. GST)	Year 19/20 Fee (excl. GST)	GST	Fee (incl. GST)	Increase %
Home Modification & Maintenance, Gardening & Handyperson Services [continued]					
Full Cost Service (Residents receiving no Aged or Disability Pension)	$50.00	$50.00	$5.00	$55.00	10.00%
Material Costs					At cost
					Last YR Fee -
Bus & Driver					
Senior Groups Outings – per person	$4.50	$5.00	$0.50	$5.50	22.22%
Local Trips – One Pick Up and Drop Off Point – per group – full day or part there of	$56.00	$60.00	$6.00	$66.00	17.86%
Local Trips – Individual Pick Up and Drop Off – per group – at an additional 15% of Local Trips-One Pick and Drop Off point – full day or part there of	$65.00	$70.00	$7.00	$77.00	18.46%
Day Trips* – One Pick Up and Drop Off Point – per group – full day or part there of	$148.60	$155.00	$15.50	$170.50	14.74%
*Day Trips are any trips outside of Inner West LGA					
Day Trips* – Individual Pick Up and Drop Off – per group – at an additional 15% of Day Trips-One Pick and Drop Off point – full day or part there of	$171.70	$175.00	$17.50	$192.50	12.11%
*Day Trips are any trips outside of Inner West LGA					

Name	Year 18/19 Fee (incl. GST)	Year 19/20 Fee (excl. GST)	GST	Fee (incl. GST)	Increase %

AQUATIC & RECREATION FACILITIES & SERVICES

ASHFIELD AQUATIC CENTRE

Closed for major redevelopment – reopening in 2020					
					Last YR Fee -

LEICHHARDT PARK AQUATIC CENTRE

Pool Entry

To be eligible for a Family pool entry, adults must be parents or guardians of the children, or alternatively they must be adults who live with the children in the same domestic dwelling.

Adults	$8.50	$8.00	$0.80	$8.80	3.53%
Children under 5 years					No Charge
					Last YR Fee No Charge
Children 5 – 16 years	$6.50	$6.09	$0.61	$6.70	3.08%
Full time student (ID required)	$6.50	$6.09	$0.61	$6.70	3.08%
Sports Club Entry	$6.70	$6.27	$0.63	$6.90	2.99%
Family A (1 Adult with up to 3 Children aged 5 – 16 years)	$18.00	$16.91	$1.69	$18.60	3.33%
Each additional child	$2.90	$2.73	$0.27	$3.00	3.45%
Family B (2 Adults with up to 3 Children aged 5 – 16 years)	$22.00	$20.64	$2.06	$22.70	3.18%
Each additional child	$2.90	$2.73	$0.27	$3.00	3.45%
Each additional adult	$3.90	$3.73	$0.37	$4.10	5.13%
Adults 20 visits	$138.40	$129.64	$12.96	$142.60	3.03%
Adults 50 visits	$348.50	$326.36	$32.64	$359.00	3.01%
Children 20 visits	$101.80	$95.36	$9.54	$104.90	3.05%
Seniors Swim 20 visits	$80.00	$74.91	$7.49	$82.40	3.00%
Family A 20 visits (1 Adult with up to 3 Children aged 5-16 years)	$266.50	$249.55	$24.95	$274.50	3.00%
Each additional child	$56.00	$52.45	$5.25	$57.70	3.04%
Family B 20 visits (2 Adults with up to 3 Children aged 5-16 years)	$331.10	$310.09	$31.01	$341.10	3.02%
Each additional child	$56.00	$52.45	$5.25	$57.70	3.04%
Each additional adult	$83.50	$78.27	$7.83	$86.10	3.11%
Seniors Concession	$4.50	$4.27	$0.43	$4.70	4.44%
General Concession	$1.00	$1.00	$0.10	$1.10	10.00%
Bulk Purchase – General Concession	$21.10	$19.82	$1.98	$21.80	3.32%
Visitors	$4.10	$3.91	$0.39	$4.30	4.88%

continued on next page ...

Name	Year 18/19 Fee (incl. GST)	Year 19/20 Fee (excl. GST)	GST	Fee (incl. GST)	Increase %
Pool Entry [continued]					
Visitors (Cafe & for School Carnivals)					No Charge
					Last YR Fee No Charge
School groups (including school carnivals)	$5.40	$5.09	$0.51	$5.60	3.70%
Non swimming parents attending LTS lessons (up to 2 Parents)					No Charge
					Last YR Fee No Charge
Parent accompanying a non-paying child (under 5 years) is required to purchase an adult swim entry for safety reasons	$8.50	$8.00	$0.80	$8.80	3.53%
Volunteers assisting people with disabilities					No Charge
					Last YR Fee No Charge
Swim Fitness passport Program	$6.80	$6.45	$0.65	$7.10	4.41%
Health & Fitness Classes (casual use, fee includes free pool entry)					
Teen gym swimming not included Over 14 and under 16 must be accompanied by parent or Guardian Over 14 and under 16 has activity restrictions					
Aerobics	$25.30	$23.73	$2.37	$26.10	3.16%
Aqua aerobics	$25.30	$23.73	$2.37	$26.10	3.16%
Circuits	$25.30	$23.73	$2.37	$26.10	3.16%
Gym	$25.30	$23.73	$2.37	$26.10	3.16%
Yoga	$25.30	$23.73	$2.37	$26.10	3.16%
Pilates	$25.30	$23.73	$2.37	$26.10	3.16%
Self Defence (adults)	$25.30	$23.73	$2.37	$26.10	3.16%
Self Defence (children)	$14.80	$13.91	$1.39	$15.30	3.38%
Other general casual fitness classes	$25.30	$23.73	$2.37	$26.10	3.16%
Discounted fee for above classes for members of Dawn Fraser Baths and members of LPAC that have a package that does not include the particular class	$23.30	$21.82	$2.18	$24.00	3.00%
Bulk purchase 20 visits for above programs	$318.90	$298.64	$29.86	$328.50	3.01%
Teen Gym over 14 to 18	$5.50	$5.18	$0.52	$5.70	3.64%
Teen Gym over 14 to 18	$55.00	$51.55	$5.15	$56.70	3.09%
Health fitness passport program	$10.20	$9.64	$0.96	$10.60	3.92%
Personal Training (individual one customer per trainer)	$72.80	$68.18	$6.82	$75.00	3.02%
(10 session 3/4 hour standard rate)	$636.55	$596.09	$59.61	$655.70	3.01%

Name	Year 18/19 Fee (incl. GST)	Year 19/20 Fee (excl. GST)	GST	Fee (incl. GST)	Increase %

Off peak GOLD membership (allows full use of GYM, all wet & dry programs & use of the pools Monday to Friday 12.00 pm till 4.00 pm)

Allows full use of gym, all wet and dry programs, and use of the pools Monday to Friday 12pm till 4pm

* Direct debit transaction fees will apply - see below

1 month	$109.65	$102.73	$10.27	$113.00	3.06%
3 months	$225.50	$211.18	$21.12	$232.30	3.02%
6 months	$343.40	$321.64	$32.16	$353.80	3.03%
12 months	$599.65	$561.55	$56.15	$617.70	3.01%
Direct Debit payment option – 12 months minimum commitment *	$23.30	$21.82	$2.18	$24.00	3.00%
Flexible Direct Debit payment option – no fixed term, minimum 2 months membership. The fortnightly direct debit payment may be terminated with 30 days notice.*	$26.50	$24.82	$2.48	$27.30	3.02%
Rate for Special Nominated Programs (seniors & schools)	$10.50	$9.91	$0.99	$10.90	3.81%
10 Pack	$95.50	$89.45	$8.95	$98.40	3.04%
20 Pack	$192.20	$180.00	$18.00	$198.00	3.02%
Non Swimming spectators attending LTS lessons (up to 2 people)	$0.00	$0.00	$0.00	$0.00	∞
Massage	$87.70	$82.18	$8.22	$90.40	3.08%
Massage	$60.20	$56.45	$5.65	$62.10	3.16%

Personal Training (individual one customer per trainer)

The above rates will be discounted by the following amounts for groups:

1 session (hourly) standard rate	$88.70	$83.09	$8.31	$91.40	3.04%
10 sessions (hourly) standard rate	$768.75	$719.91	$71.99	$791.90	3.01%
1 session (1/2 hourly) standard rate	$58.10	$54.45	$5.45	$59.90	3.10%
10 sessions (1/2 hourly) standard rate	$512.50	$479.91	$47.99	$527.90	3.00%
Bootcamp Program (Members)	$153.75	$144.00	$14.40	$158.40	3.02%
Bootcamp Program (Non Members)	$302.40	$283.18	$28.32	$311.50	3.01%
Bootcamp Shirt (Members and Non Members)	$44.30	$41.55	$4.15	$45.70	3.16%

Group Personal Training

1 Session (hourly)

Group of 2 persons 20% (i.e. each person will pay 80% of the standard rate)	$70.70	$66.27	$6.63	$72.90	3.11%
Group of 3 persons 30% (i.e. each person will pay 70% of the standard rate)	$62.30	$58.36	$5.84	$64.20	3.05%
Group of 4 or more persons 40% (i.e. each person will pay 60% of the standard rate)	$53.80	$50.45	$5.05	$55.50	3.16%

Name	Year 18/19 Fee (incl. GST)	Year 19/20 Fee (excl. GST)	GST	Fee (incl. GST)	Increase %
10 Sessions (hourly)					
Group of 2 persons 20% (i.e. each person will pay 80% of the standard rate)	$612.45	$573.55	$57.35	$630.90	3.01%
Group of 3 persons 30% (i.e. each person will pay 70% of the standard rate)	$535.55	$501.55	$50.15	$551.70	3.02%
Group of 4 or more persons 40% (i.e. each person will pay 60% of the standard rate)	$459.20	$430.00	$43.00	$473.00	3.01%
1 Session (Half hourly)					
Group of 2 persons 20% (i.e. each person will pay 80% of the standard rate)	$46.50	$43.55	$4.35	$47.90	3.01%
Group of 3 persons 30% (i.e. each person will pay 70% of the standard rate)	$39.00	$36.55	$3.65	$40.20	3.08%
Group of 4 or more persons 40% (i.e. each person will pay 60% of the standard rate)	$33.80	$31.73	$3.17	$34.90	3.25%
10 Sessions (Half hourly)					
Group of 2 persons 20% (i.e. each person will pay 80% of the standard rate)	$410.00	$383.91	$38.39	$422.30	3.00%
Group of 3 persons 30% (i.e. each person will pay 70% of the standard rate)	$358.75	$336.00	$33.60	$369.60	3.02%
Group of 4 or more persons 40% (i.e. each person will pay 60% of the standard rate)	$307.50	$288.00	$28.80	$316.80	3.02%
Nutrition consultation					
Initial consultation	$128.15	$120.00	$12.00	$132.00	3.00%
Subsequent consultations	$64.30	$60.27	$6.03	$66.30	3.11%
Fit Kid class	$5.80	$5.45	$0.55	$6.00	3.45%
Off Peak Programs (Nominated Hours)	$17.60	$16.55	$1.65	$18.20	3.41%
Off Peak Programs (Concession)	$14.80	$13.91	$1.39	$15.30	3.38%
Junior Gymmies	$11.80	$11.09	$1.11	$12.20	3.39%
School fitness program	$0.00	$11.09	$1.11	$12.20	∞
Body Fat Test	$25.30	$23.73	$2.37	$26.10	3.16%
Fitness assessment program (other than assessments undertaken as part of memberships)	$90.80	$85.09	$8.51	$93.60	3.08%
Triathlon/Adult fun squad/Aussie masters/Swim fit					
Per Class	$18.00	$16.91	$1.69	$18.60	3.33%
10 visits	$166.55	$156.00	$15.60	$171.60	3.03%
20 visits	$292.15	$273.64	$27.36	$301.00	3.03%
50 visits	$548.35	$513.55	$51.35	$564.90	3.02%

Name	Year 18/19 Fee (incl. GST)	Year 19/20 Fee (excl. GST)	GST	Fee (incl. GST)	Increase %
Exercise physiology(individual one customer per trainer)					
1 session standard rate (1 hour sessions)	$115.30	$108.00	$10.80	$118.80	3.04%
5 sessions standard rate (1 hour sessions)	$515.05	$482.27	$48.23	$530.50	3.00%
10 sessions standard rate (1 hour sessions)	$978.90	$916.64	$91.66	$1,008.30	3.00%
1 session standard rate (1/2 hourly sessions)	$72.90	$68.27	$6.83	$75.10	3.02%
5 sessions standard rate (1/2 hourly sessions)	$343.40	$321.64	$32.16	$353.80	3.03%
10 sessions standard rate (1/2 hourly sessions)	$635.50	$595.09	$59.51	$654.60	3.01%
Exercise Physiology Workcover Client (individual one customer per trainer):				Workcover Rate Min. Fee: $0.10	
				Last YR Fee Workcover Rate Min. Fee: $0.10	
Special Health & fitness program					
Members	$58.70	$55.00	$5.50	$60.50	3.07%
Non Members	$117.90	$110.45	$11.05	$121.50	3.05%
Members	$70.70	$66.27	$6.63	$72.90	3.11%
Non Members	$140.45	$131.55	$13.15	$144.70	3.03%
Memberships (all with free pool entry to LPAC & Dawn Fraser Baths)					
Swim Only					
* Direct debit transaction fees will apply - see below					
1 month	$121.45	$113.73	$11.37	$125.10	3.01%
3 months	$302.40	$283.18	$28.32	$311.50	3.01%
6 months	$512.50	$479.91	$47.99	$527.90	3.00%
12 months	$937.85	$878.18	$87.82	$966.00	3.00%
Direct Debit payment option – 12 months minimum commitment *	$36.10	$33.82	$3.38	$37.20	3.05%
Flexible Direct Debit payment option – no fixed term, minimum 2 months membership. The fortnightly direct debit payment may be terminated with 30 days notice.*	$41.60	$39.00	$3.90	$42.90	3.13%
*Direct debit transaction fees will apply - see below					
Family Swim A (1 adult & up to 2 children aged 5 – 16years. The adult must be the parent or guardian of the child, or alternatively an adult who lives with a child in the same domestic dwelling)					
1 Adult and up to 2 Children aged 5-16 years. The adult must be the parent or guardian of the child, or alternatively an adult who lives with the child in the same domestic dwelling					
* Direct debit transaction fees will apply - see below					
1 month	$179.40	$168.00	$16.80	$184.80	3.01%

continued on next page ...

Name	Year 18/19 Fee (incl. GST)	Year 19/20 Fee (excl. GST)	GST	Fee (incl. GST)	Increase %
Family Swim A (1 adult & up to 2 children aged 5 – 16years. The adult must be the parent or guardian of the child, or alternatively an adult who lives with a child in the same domestic dwelling) [continued]					
each additional child	$52.80	$49.45	$4.95	$54.40	3.03%
3 months	$471.50	$441.55	$44.15	$485.70	3.01%
each additional child	$139.40	$130.55	$13.05	$143.60	3.01%
6 months	$615.00	$575.91	$57.59	$633.50	3.01%
each additional child	$179.40	$168.00	$16.80	$184.80	3.01%
12 months	$1,086.50	$1,017.36	$101.74	$1,119.10	3.00%
each additional child	$320.30	$300.00	$30.00	$330.00	3.03%
Direct Debit payment option – 12 months minimum commitment *	$42.20	$39.55	$3.95	$43.50	3.08%
each additional child	$12.10	$11.36	$1.14	$12.50	3.31%
Flexible Direct Debit payment option – no fixed term, minimum 2 months membership. The fortnightly direct debit payment may be terminated with 30 days notice.*	$48.00	$45.00	$4.50	$49.50	3.13%
each additional child	$14.00	$13.18	$1.32	$14.50	3.57%
*Direct debit transaction fees will apply - see below					

Family Swim B (2 adult & up to 2 children aged 5 – 16years. Adult must be the parents or guardian of the child, or alternatively an adult who lives with a child in the same domestic dwelling)

2 Adults and up to 2 Children aged 5-16 years. Adults must be parents or guardians of the children, or alternatively they must be adults who live with the children in the same domestic dwelling

* Direct debit transaction fees will apply - see below

1 month	$247.05	$231.36	$23.14	$254.50	3.02%
each additional child	$51.70	$48.45	$4.85	$53.30	3.09%
3 months	$656.00	$614.27	$61.43	$675.70	3.00%
each additional child	$143.50	$134.45	$13.45	$147.90	3.07%
6 months	$858.45	$803.82	$80.38	$884.20	3.00%
each additional child	$179.40	$168.00	$16.80	$184.80	3.01%
12 months	$1,518.00	$1,421.45	$142.15	$1,563.60	3.00%
each additional child	$316.70	$296.64	$29.66	$326.30	3.03%
Direct Debit payment option – 12 months minimum commitment *	$58.80	$55.09	$5.51	$60.60	3.06%
each additional child	$12.10	$11.36	$1.14	$12.50	3.31%
Flexible Direct Debit payment option – no fixed term, minimum 2 months membership. The fortnightly direct debit payment may be terminated with 30 days notice.*	$67.50	$63.27	$6.33	$69.60	3.11%
each additional child	$14.00	$13.18	$1.32	$14.50	3.57%
*Direct debit transaction fees will apply - see below					

Name	Year 18/19 Fee (incl. GST)	Year 19/20 Fee (excl. GST)	GST	Fee (incl. GST)	Increase %

GOLD membership (allows full use of Gym, all wet & dry program and use of the pools)

Allows full use of gym, all wet and dry programs, and use of the pools

* Direct debit transaction fees will apply - see below

1 month	$220.35	$206.36	$20.64	$227.00	3.02%
3 months	$456.15	$427.18	$42.72	$469.90	3.01%
6 months	$686.75	$643.09	$64.31	$707.40	3.01%
12 months	$1,199.25	$1,123.00	$112.30	$1,235.30	3.01%
Direct Debit payment option – 12 months minimum commitment *	$46.00	$43.09	$4.31	$47.40	3.04%
Flexible Direct Debit payment option – no fixed term, minimum 2 months membership. The fortnightly direct debit payment may be terminated with 30 days notice.*	$52.80	$49.45	$4.95	$54.40	3.03%
*Direct debit transaction fees will apply - see below					

Family Gold A (1 adult & up to 2 children aged 5 – 16years. The adult must be the parent or guardian of the child, or alternatively an adult who lives with a child in the same domestic dwelling)

1 Adult and up to 2 Children aged 5-16 years. The adult must be the parent or guardian of the child, or alternatively an adult who lives with the child in the same domestic dwelling

* Direct debit transaction fees will apply - see below

3 months	$599.65	$561.55	$56.15	$617.70	3.01%
each additional child	$130.70	$122.45	$12.25	$134.70	3.06%
6 months	$907.15	$849.45	$84.95	$934.40	3.00%
each additional child	$199.85	$187.18	$18.72	$205.90	3.03%
12 months	$1,578.50	$1,478.09	$147.81	$1,625.90	3.00%
each additional child	$343.40	$321.64	$32.16	$353.80	3.03%
Direct Debit payment option – 12 months minimum commitment *	$60.30	$56.55	$5.65	$62.20	3.15%
each additional child	$13.20	$12.36	$1.24	$13.60	3.03%
Flexible Direct Debit payment option – no fixed term, minimum 2 months membership. The fortnightly direct debit payment may be terminated with 30 days notice.*	$69.70	$65.27	$6.53	$71.80	3.01%
each additional child	$15.00	$14.09	$1.41	$15.50	3.33%
*Direct debit transaction fees will apply - see below					

Family Gold B (2 adult & up to 2 children aged 5 – 16years. The adult must be the parent or guardian of the child, or alternatively an adult who lives with a child in the same domestic dwelling)

2 Adults and up to 2 Children aged 5-16 years. Adults must be parents or guardians of the children, or alternatively they must be adults who live with the children in the same domestic dwelling

* Direct debit transaction fees will apply - see below

3 months	$937.85	$878.18	$87.82	$966.00	3.00%

continued on next page ...

Name	Year 18/19 Fee (incl. GST)	Year 19/20 Fee (excl. GST)	GST	Fee (incl. GST)	Increase %
Family Gold B (2 adult & up to 2 children aged 5 – 16years. The adult must be the parent or guardian of the child, or alternatively an adult who lives with a child in the same domestic dwelling) [continued]					
each additional child	$130.70	$122.45	$12.25	$134.70	3.06%
6 months	$1,424.75	$1,334.09	$133.41	$1,467.50	3.00%
each additional child	$199.85	$187.18	$18.72	$205.90	3.03%
12 months	$2,460.00	$2,303.45	$230.35	$2,533.80	3.00%
each additional child	$343.40	$321.64	$32.16	$353.80	3.03%
Direct Debit payment option – 12 months minimum commitment *	$94.00	$88.09	$8.81	$96.90	3.09%
each additional child	$13.20	$12.36	$1.24	$13.60	3.03%
Flexible Direct Debit payment option – no fixed term, minimum 2 months membership. The fortnightly direct debit payment may be terminated with 30 days notice.*	$110.20	$103.27	$10.33	$113.60	3.09%
each additional child	$15.00	$14.09	$1.41	$15.50	3.33%
*Direct debit transaction fees will apply - see below					

Other Membership Fees

Note this fee does not apply to existing Gold members, nor does it apply to existing Gym Only, Dry Programs Only, Aqua Only or Swim Only members transferring to a Gold membership. It also does not apply to any person eligible for a concessional membership (criteria set out below).

Joining Fee

Joining fee for paid upfront 12 month or DD Gold Memberships. This includes an initial fitness assessment and exercise program. This fee may be waived for set periods for promotional purposes, at the discretion of the centre management.	$109.65	$102.73	$10.27	$113.00	3.06%
Note this fee does not apply to existing Gold members, nor does it apply to existing Gym Only, Dry Programs Only, Aqua Only or Swim Only members transferring to a Gold membership. It also does not apply to any person eligible for a concessional membership (criteria set out below)					
Joining fee for paid upfront 6 month or DD Gold Memberships. This includes an initial fitness assessment and exercise program. This fee may be waived for set periods for promotional purposes, at the discretion of the centre management.	$0.00	$51.36	$5.14	$56.50	∞

Direct Debit Transaction Fees

Membership time credits: Members may place their memberships on hold in accordance with the following conditions:

Membership time credits are available without any requirement to provide a reason, at the member's request, on the following basis:

Time credits must be taken in periods of a minimum 7 consecutive days, with notice provided in advance of relevant period.

3 month membership = 2 weeks of time credit
6 month membership = 4 weeks of time credit

continued on next page ...

Name	Year 18/19 Fee (incl. GST)	Year 19/20 Fee (excl. GST)	GST	Fee (incl. GST)	Increase %

Direct Debit Transaction Fees [continued]

12 month membership = 8 weeks of time credit

Flexible Direct Debit memberships = 8 weeks of time credit accrued within any 12 month period

Time credits may accrue provided that the member remains in constant membership of the LPAC. Renewal of membership must be within 6 weeks of expiry to retain time credits.

Cancellation of membership with cause: due to serious illness, permanent injury, medical disablement or permanent relocation to a domestic dwelling more than 10km away from the LPAC (as measured by the shortest route), or upon demonstration of hardship (at the Centre Manager's discretion).

Cancellation of membership without cause:

A cancellation fee equivalent to 2 months membership fees will apply.

Cooling off period:
All memberships have a 7 day cooling off period. To be eligible for a refund, a written cancellation request must be received within 7 days of the date of application being lodged and any days used will be charged at the casual gym entry rate per day used

Direct debit transaction fee – fortnightly billing (note direct debit available for bank debit accounts and Visa and MasterCard credit cards only)	$2.00	$1.91	$0.19	$2.10	5.00%
Direct Debit failed payment fee	$16.90	$15.82	$1.58	$17.40	2.96%

Learn to swim (10 week terms)

All the above charges are based on a 10 week term and pro-rata rates will exist where the length of term varies. Centre Manager to have discretion for families with demonstrated hardship to give a discount off normal rate. The total fee payable is to be up front at the time of booking. A 50% reduction for the children of Leichhardt Council staff and Councillors in the LTS program. Squad participants receive 10% swim wear and accessories.

1st participant	$200.90	$207.00	$0.00	$207.00	3.04%
2nd participant sibling	$190.65	$196.40	$0.00	$196.40	3.02%
3rd participant sibling	$180.40	$185.90	$0.00	$185.90	3.05%
4th participant sibling	$172.20	$177.40	$0.00	$177.40	3.02%
All Other siblings	$164.00	$169.00	$0.00	$169.00	3.05%

Learn to swim per lesson (paid via direct debit)

1st Child	$20.60	$21.30	$0.00	$21.30	3.40%
2nd Child	$19.55	$20.20	$0.00	$20.20	3.32%
3rd Child	$18.55	$19.20	$0.00	$19.20	3.50%
4th and subsequent Child	$17.65	$18.20	$0.00	$18.20	3.12%

Private Lessons

1 child

1 lesson	$58.50	$60.30	$0.00	$60.30	3.08%

continued on next page ...

Name	Year 18/19 Fee (incl. GST)	Year 19/20 Fee (excl. GST)	GST	Fee (incl. GST)	Increase %
1 child [continued]					
5 lessons	$273.70	$282.00	$0.00	$282.00	3.03%
10 lessons	$517.65	$533.20	$0.00	$533.20	3.00%
2 children					
1 lesson	$88.20	$90.90	$0.00	$90.90	3.06%
5 lessons	$409.00	$421.30	$0.00	$421.30	3.01%
10 lessons	$776.95	$800.30	$0.00	$800.30	3.01%
Learn to high dive/ water polo (10 week term)					
1st participant	$205.00	$192.00	$19.20	$211.20	3.02%
2nd participant	$196.80	$184.36	$18.44	$202.80	3.05%
3rd participant	$191.70	$179.55	$17.95	$197.50	3.03%
4th participant	$184.50	$172.82	$17.28	$190.10	3.04%
All Others	$177.30	$166.09	$16.61	$182.70	3.05%
School Programs					
School Teacher instructing class and lane space given	$8.20	$7.73	$0.77	$8.50	3.66%
LPAC instructor teaching LTS, stroke correction, bronze medallion and others	$12.30	$11.55	$1.15	$12.70	3.25%
Squad & Stroke Correction					
All booking can be paid by term or half term for in excess of 3 visits per week					
Centre Manager to have discretion for families with demonstrated hardship to give a discount off normal rate					
10% discount on all squad classes during school terms 2 and 3					
All the above charges are based on a 10 week term and pro-rata rates will exist where the length of term varies					
LTS and Squad participants receive 10% of swimwear and accessories					
Councillors and council staff Qualify for 50% off Learn to swim lessons					
Fee to refund after term has started (outside of illness, compassionate grounds or other injuries within LPAC Policy)	$83.00	$77.73	$7.77	$85.50	3.01%
1 visit per week					
1st child	$192.70	$180.45	$18.05	$198.50	3.01%
2nd child	$184.50	$172.82	$17.28	$190.10	3.04%
3rd and subsequent	$172.20	$161.27	$16.13	$177.40	3.02%

Name	Year 18/19 Fee (incl. GST)	Year 19/20 Fee (excl. GST)	GST	Fee (incl. GST)	Increase %
2 visit per week					
1st child	$275.75	$258.27	$25.83	$284.10	3.03%
2nd child	$260.35	$243.82	$24.38	$268.20	3.02%
3rd and subsequent	$248.05	$232.27	$23.23	$255.50	3.00%
3 visit per week					
1st child	$405.90	$380.09	$38.01	$418.10	3.01%
2nd child	$383.35	$359.00	$35.90	$394.90	3.01%
3rd and subsequent	$365.95	$342.73	$34.27	$377.00	3.02%
4 visit per week					
1st child	$511.50	$479.00	$47.90	$526.90	3.01%
2nd child	$483.80	$453.09	$45.31	$498.40	3.02%
3rd and subsequent	$459.20	$430.00	$43.00	$473.00	3.01%
5 visit per week					
1st child	$563.75	$527.91	$52.79	$580.70	3.01%
2nd child	$538.10	$503.91	$50.39	$554.30	3.01%
3rd and subsequent	$507.40	$475.18	$47.52	$522.70	3.02%
More than 5 visits/week – per additional class	$8.20	$7.73	$0.77	$8.50	3.66%
Refund Policy					
Fee to refund after term has started (outside of illness, compassionate grounds or other injuries within LPAC Policy)	$82.30	$77.09	$7.71	$84.80	3.04%

Facility Bookings

School Carnivals

Olympic/Diving Pool (schools within Leichhardt municipality) *					No Charge
					Last YR Fee No Charge
Olympic/Diving Pool (schools outside Leichhardt municipality) *	$42.00	$39.36	$3.94	$43.30	3.10%
One off Booking Fee	$42.00	$39.36	$3.94	$43.30	3.10%

Sporting Clubs/schools swimming

* Relevant entry fees must also be paid

continued on next page ...

Name	Year 18/19 Fee (incl. GST)	Year 19/20 Fee (excl. GST)	GST	Fee (incl. GST)	Increase %
Sporting Clubs/schools swimming [continued]					
Olympic/Diving Pool (schools within Leichhardt municipality) *	$42.00	$39.36	$3.94	$43.30	3.10%
Olympic/Diving Pool (schools outside Leichhardt municipality) *	$42.00	$39.36	$3.94	$43.30	3.10%
Olympic Pool *	$117.90	$110.45	$11.05	$121.50	3.05%
Diving Pool *	$117.90	$110.45	$11.05	$121.50	3.05%
One off Booking Fee *	$42.00	$39.36	$3.94	$43.30	3.10%
* Relevant entry fees must also be paid					

General Activity

Reduced fees and fee waivers can be applied to the fees outlined above in accordance with the Reduced Fees and Fee Waiver Guidelines which determine eligibility and selection criteria for reduced fees:

- Community Rate - 50% of applicable fee
- Support Group Rate - 20% of applicable fee
- Fee Waiver - no charge

* Relevant entry fees must also be paid

Olympic/Diving Pool *	$128.15	$120.00	$12.00	$132.00	3.00%
Olympic Pool *	$128.15	$120.00	$12.00	$132.00	3.00%
Diving Pool *	$128.15	$120.00	$12.00	$132.00	3.00%
One off Booking Fee *	$128.15	$120.00	$12.00	$132.00	3.00%
* Relevant entry fees must also be paid					

Commercial Activity

All participants to pay normal attendance charge on entry with the exception of commercial activities (e.g.. filming)

All bookings at Centre Manager's discretion

Olympic Pool (part or full day)	$926.60	$867.64	$86.76	$954.40	3.00%
Diving Pool (full pool – part or full day)	$662.15	$620.09	$62.01	$682.10	3.01%
Hire of indoor pool lane for programs with private clients e.g. hydrotherapy	$40.00	$37.45	$3.75	$41.20	3.00%
All participants to pay normal attendance charge on entry with the exception of commercial activities (e.g. filming) All bookings at Centre Manager's discretion					

Child Supervision

Child Supervision (maximum 2 hours)

1st child	$5.80	$5.45	$0.55	$6.00	3.45%
2nd and each subsequent child	$4.20	$4.00	$0.40	$4.40	4.76%

Name	Year 18/19 Fee (incl. GST)	Year 19/20 Fee (excl. GST)	GST	Fee (incl. GST)	Increase %
Ten visit childcare card					
1st Child	$58.10	$54.45	$5.45	$59.90	3.10%
Second Child	$42.20	$39.55	$3.95	$43.50	3.08%

Concessions and Discounts

A Seniors Concession for pool entry as shown above is available to holders of Seniors Cards issued by the NSW Government and Commonwealth Seniors Health Cards.

The General Concession for pool entry is available to Leichhardt residents who are holders of Pensioner Concession Cards and Health Care Cards and to the children of holders of Pensioner Concession Cards and Health Care Cards.

Persons eligible for either Seniors Concession or General Concession will receive:

- 15% off nominated programs and memberships (except squad/stroke correction), and

- 20% off Gold memberships.

Full time students: On presentation of F/T student pass - discounted pool entry as shown above or 15% off nominated programs and memberships (except squad/stroke correction)

Gold memberships are discounted 20%

Group Manager or delegated officers have discretion to give discounts off normal rates for families/persons with demonstrated hardship

Squad Participants receive 10% off swimwear and accessories

LEICHHARDT COUNCIL EMPLOYEES AND COUNCILLORS

As part of the Council's Corporate Health Program, Council employees and Councillors are entitled to a free swim at lunchtime (Employees on non-regular hours at Group Manager or delegated officers discretion)

Councillors, Employees and their partners or one nominated immediate family member (as defined in the Local Government (State) Award) qualify for 50 % discount off memberships. Temporary and Casual staff must be employed for longer than 12 months to qualify for the partners or nominated immediate family member benefit

Councillors and Council staff qualify for 20% off retail purchases, and 50% off Learn to Swim classes

Permanent Employees may pay on a weekly basis membership fees as a payroll deduction

CORPORATE RATE/GROUP RATE

Gold Memberships for more than 20 people receive a 20% discount, 10 to 20 people receive a 15% discount

PROMOTIONAL ACTIVITIES

The Group Manager or delegated officers has the discretion to add or vary prices for Promotional Activities

continued on next page ...

Name	Year 18/19 Fee (incl. GST)	Year 19/20 Fee (excl. GST)	GST	Fee (incl. GST)	Increase %
Concessions and Discounts [continued]					
Discounts to Gold memberships (minimum 12 months) based on the number of members joining as a group at the same time. No time credits or other discounts to apply to this group					P.O.A. Min. Fee: $0.10
					Last YR Fee P.O.A. Min. Fee: $0.10
DAWN FRASER BATHS					
Admission					
Adults	$5.50	$5.18	$0.52	$5.70	3.64%
Children 5 – 16 years	$3.80	$3.64	$0.36	$4.00	5.26%
Full-time Student (ID required)	$3.80	$3.64	$0.36	$4.00	5.26%
Children under 5 years					No Charge
					Last YR Fee No Charge
Seniors Concession	$2.80	$2.64	$0.26	$2.90	3.57%
General Concession	$1.70	$1.64	$0.16	$1.80	5.88%
School fitness program	$0.00	$11.09	$1.11	$12.20	∞
Teachers with School Children					No Charge
					Last YR Fee No Charge
Family A – 1 Adult with up to 3 children 5-16 yrs	$11.70	$11.00	$1.10	$12.10	3.42%
Family B – 2 Adults with up to 2 children 5-16yrs	$16.10	$15.09	$1.51	$16.60	3.11%
Each additional child	$2.00	$1.91	$0.19	$2.10	5.00%
Each additional adult	$2.70	$2.55	$0.25	$2.80	3.70%
Monthly Tickets					
Adults	$43.80	$41.09	$4.11	$45.20	3.20%
Children under 16	$24.30	$22.82	$2.28	$25.10	3.29%
Seniors or General Concession	$24.30	$22.82	$2.28	$25.10	3.29%
Season Tickets					
Adults	$192.20	$180.00	$18.00	$198.00	3.02%
Children under 16	$79.20	$74.18	$7.42	$81.60	3.03%
Seniors or General Concession	$56.00	$52.45	$5.25	$57.70	3.04%

Name	Year 18/19 Fee (incl. GST)	Year 19/20 Fee (excl. GST)	GST	Fee (incl. GST)	Increase %
Cost of Key (for out of season access and is conditional on purchase of season tickets or membership at LPAC)					
Adult Residents	$57.00	$53.45	$5.35	$58.80	3.16%
Seniors or General Concession	$22.20	$20.82	$2.08	$22.90	3.15%
Replacement Access Card	$40.00	$37.45	$3.75	$41.20	3.00%
Squad & Stroke Correction					
1 hour class adults/children	$11.30	$10.64	$1.06	$11.70	3.54%
1 hour class adults/children (season ticket holders)	$11.30	$10.64	$1.06	$11.70	3.54%
Yoga					
Yoga class 1 hour – Members	$11.30	$10.64	$1.06	$11.70	3.54%
Yoga class 1 hour – Non-members	$16.50	$15.45	$1.55	$17.00	3.03%

Facility Bookings

All hire of Baths to be at Centre Manager's discretion

Reduced fees and fee waivers can be applied to the fees outlined above in accordance with the Reduced Fees and Fee Waiver Guidelines which determine eligibility and selection criteria for reduced fees:

- Community Rate - 50% of applicable fee
- Support Group Rate - 20% of applicable fee
- Fee Waiver - no charge

Concessions are available on the same terms as defined in the fees schedule for LPAC.

Full time students will qualify for Children's concessions at Dawn Fraser Baths on presentation of their student card.

Councillors and Council staff qualify for 20% off retail purchases, and 50% off Learn to Swim classes

Sibling discount applies across LTS and Squad program

Filming Fee (commercial purposes) - assumes Baths remain open. If Baths are required to be closed then function prices will apply

Function Hire (for functions held outside normal pool hours and includes the labour cost for provision of a supervisor)

PROMOTIONAL ACTIVITIES

The Group Manager or delegated officers has the discretion to add or vary prices for Promotional Activities

Sporting Clubs/schools swimming – DFB	$0.00	$110.45	$11.05	$121.50	∞
Sporting Clubs/school swimming – one off Booking Fee DFB*	$0.00	$39.36	$3.94	$43.30	∞

Name	Year 18/19 Fee (incl. GST)	Year 19/20 Fee (excl. GST)	GST	Fee (incl. GST)	Increase %
Filming Fees (commercial purposes) – assumes baths remains open. If baths are required to be closed then function prices will apply.					
Filming fee – 5 hours or less	$1,325.35	$1,365.20	$0.00	$1,365.20	3.01%
Filming fee – excess hours	$265.50	$273.50	$0.00	$273.50	3.01%
Wedding Photography Fee	$69.70	$65.27	$6.53	$71.80	3.01%
Function hire (for functions held outside normal pool hours and includes the labour cost for provision of a supervisor)					
Function hire – 5 hours or less	$1,653.30	$1,548.09	$154.81	$1,702.90	3.00%
Function hire – excess hours	$331.10	$310.09	$31.01	$341.10	3.02%
Function hire – during normal opening hours resulting in closure of Baths (minimum 5 hours)	$662.15	$620.09	$62.01	$682.10	3.01%
SWIMMING POOLS					
Annette Kellerman Aquatic Centre – Open all year					
Adults	$8.20	$7.73	$0.77	$8.50	3.66%
Children under 4 years (with full paying adult)					Free
					Last YR Fee Free
Up to 2 x carers for people with disabilities					Free
					Last YR Fee Free
Children/ School Students	$5.20	$4.91	$0.49	$5.40	3.85%
Children/Students with concession card adult	$4.30	$4.09	$0.41	$4.50	4.65%
Additional children	$3.70	$3.55	$0.35	$3.90	5.41%
Tertiary students	$6.20	$5.82	$0.58	$6.40	3.23%
Concession – Pensioner and Health Card Holder	$4.30	$4.09	$0.41	$4.50	4.65%
Seniors Card Holder	$6.20	$5.82	$0.58	$6.40	3.23%
Family Pass – 2 adults and 2 children	$20.50	$19.27	$1.93	$21.20	3.41%
Council Staff Health and Fitness initiative – Casual Swim 11.30am – 2.00pm	$4.30	$4.09	$0.41	$4.50	4.65%
Spectator Fee	$3.90	$3.73	$0.37	$4.10	5.13%
Champions Program – 10 weeks	$143.50	$134.45	$13.45	$147.90	3.07%
Champions Program – 5 weeks	$71.20	$66.73	$6.67	$73.40	3.09%
Little Champions Program – 10 weeks	$59.50	$55.73	$5.57	$61.30	3.03%
Little Champions Program – 5 weeks	$29.70	$27.82	$2.78	$30.60	3.03%
Private Swim for People with a Disability – 1 x 30 minutes	$16.40	$15.36	$1.54	$16.90	3.05%
Multi Ticket Passes Aquatic Centre (Multi ticket pass includes access to all pools, free locker hire)					
10 Ticket Swim Pass – Adult	$66.70	$62.55	$6.25	$68.80	3.15%

continued on next page ...

Name	Year 18/19 Fee (incl. GST)	Year 19/20 Fee (excl. GST)	GST	Fee (incl. GST)	Increase %
Multi Ticket Passes Aquatic Centre (Multi ticket pass includes access to all pools, free locker hire) [continued]					
10 Ticket Swim Pass – Child/School Student and Concession Card Holder	$36.40	$34.09	$3.41	$37.50	3.02%
10 Ticket Swim Pass – Seniors Card Holder / Tertiary Student	$54.30	$50.91	$5.09	$56.00	3.13%
10 Ticket Pass – Spectator	$31.20	$29.27	$2.93	$32.20	3.21%
20 Ticket Swim Pass – Adult	$133.25	$124.82	$12.48	$137.30	3.04%
20 Ticket Swim Pass – Child/School Student and Concession Card Holder	$72.20	$67.64	$6.76	$74.40	3.05%
20 Ticket Swim Pass – Seniors Card Holder / Tertiary Student	$107.60	$100.82	$10.08	$110.90	3.07%
20 Ticket Swim Pass – Council Staff Health and Fitness initiative (Outdoor and Child Care Staff only)	$71.70	$67.18	$6.72	$73.90	3.07%
20 Ticket Pass – Spectator	$61.50	$57.64	$5.76	$63.40	3.09%
Upfront Payment Options – Pool Membership Only (All categories of Pool membership include access to all pools, free locker hire)					
Adult – per 4 weeks	$86.10	$80.64	$8.06	$88.70	3.02%
Adult – 6 months (26 weeks)	$489.45	$458.36	$45.84	$504.20	3.01%
Adult – 12 months	$950.70	$890.27	$89.03	$979.30	3.01%
Adult – Direct Debit Per Week (including time stop)	$22.00	$20.64	$2.06	$22.70	3.18%
Child / School Student / Pensioner Concession or Health Card Holder – Per week	$43.00	$40.27	$4.03	$44.30	3.02%
Child / School Student / Pensioner Concession or Health Card Holder – Direct Debit Per Week	$11.30	$10.64	$1.06	$11.70	3.54%
Child / School Student / Pensioner Concession or Health Card Holder – Direct Debit Per 4 Weeks	$43.50	$40.73	$4.07	$44.80	2.99%
Seniors Card Holder/Tertiary Student Membership – Per Week	$64.50	$60.45	$6.05	$66.50	3.10%
Seniors Card Holder/Tertiary Student – Direct Debit Per Week	$16.40	$15.36	$1.54	$16.90	3.05%
Seniors Card Holder/Tertiary Student – Direct Debit Per 4 Weeks	$65.10	$61.00	$6.10	$67.10	3.07%
Direct Debit Administration Fee (one-off, per contract)	$25.70	$24.09	$2.41	$26.50	3.11%
Council Staff Health and Fitness initiative – Pool Membership 12 months	$761.05	$712.64	$71.26	$783.90	3.00%
Council Staff Health and Fitness initiative – Pool Membership 6 months	$392.05	$367.18	$36.72	$403.90	3.02%
Council Staff Health and Fitness initiative – Direct Debit Per Week	$18.00	$16.91	$1.69	$18.60	3.33%
Learn to Swim Classes (includes access to LTS swim class & two unpaid parents, free locker hire)					
Adult Learn to Swim – per class	$24.10	$22.64	$2.26	$24.90	3.32%
Per Class – 1st child, Direct Debit Per Week (minimum of 16 weeks)	$19.00	$17.82	$1.78	$19.60	3.16%
Per Class – 2nd child, Direct Debit Per Week (minimum of 16 weeks)	$16.90	$15.82	$1.58	$17.40	2.96%

continued on next page ...

Name	Year 18/19 Fee (incl. GST)	Year 19/20 Fee (excl. GST)	GST	Fee (incl. GST)	Increase %
Learn to Swim Classes (includes access to LTS swim class & two unpaid parents, free locker hire) [continued]					
Per Class – 3rd and subsequent children, Direct Debit Per Week (minimum of 16 weeks)	$15.90	$14.91	$1.49	$16.40	3.14%
Seniors Card Holder/Tertiary Student – 1st child	$14.30	$13.45	$1.35	$14.80	3.50%
Seniors Card Holder/Tertiary Student – 2nd child and subsequent child	$12.80	$12.00	$1.20	$13.20	3.13%
Pensioner/Health Care Card Holder – 1st child	$9.20	$8.64	$0.86	$9.50	3.26%
Pensioner/Health Care Card Holder – 2nd child and subsequent child	$8.60	$8.09	$0.81	$8.90	3.49%
Private Learn to Swim (one on one) – per half hour class	$46.10	$43.18	$4.32	$47.50	3.04%
Private Learn to Swim (one to one) – Pensioner/Health Care Card Holder	$30.80	$28.91	$2.89	$31.80	3.25%
School Learn to Swim –per class/child/week	$8.80	$8.27	$0.83	$9.10	3.41%
Applicable Fee Option, A or B determined based on pupil : teacher/ratio	$25.70	$24.09	$2.41	$26.50	3.11%
Mini Squad (fee per lesson)					
One lesson per week	$17.40	$16.36	$1.64	$18.00	3.45%
Direct Debit Weekly					
10 Visit Pass	$166.55	$156.00	$15.60	$171.60	3.03%
20 visit pass	$297.25	$278.36	$27.84	$306.20	3.01%
30 visit pass	$420.25	$393.55	$39.35	$432.90	3.01%
Seniors Card Holder/Tertiary Student – one lesson per week	$13.30	$12.45	$1.25	$13.70	3.01%
Pensioner/Health Care Card Holder – one lesson per week	$8.80	$8.27	$0.83	$9.10	3.41%
Two lessons per week	$15.90	$14.91	$1.49	$16.40	3.14%
Seniors Card Holder/Tertiary Student – two lessons per week	$11.80	$11.09	$1.11	$12.20	3.39%
Pensioner/Health Care Card Holder – two lessons per week	$8.00	$7.55	$0.75	$8.30	3.75%
Three lessons per week	$14.90	$14.00	$1.40	$15.40	3.36%
Seniors Card Holder/Tertiary Student – three lessons per week	$11.30	$10.64	$1.06	$11.70	3.54%
Pensioner/Health Care Card Holder – three lessons per week	$7.70	$7.27	$0.73	$8.00	3.90%
Monthly Squad – unlimited visits per 4 weeks	$140.95	$132.00	$13.20	$145.20	3.02%
Seniors Card Holder/Tertiary Student – unlimited visits per 4 weeks	$105.05	$98.45	$9.85	$108.30	3.09%
Pensioner/Health Care Card Holder – unlimited visits per 4 weeks	$70.20	$65.73	$6.57	$72.30	2.99%
Bronze, Junior and Mini Squads (Unlimited access to Squads Sessions and Acquatics areas)					

continued on next page ...

Name	Year 18/19 Fee (incl. GST)	Year 19/20 Fee (excl. GST)	GST	Fee (incl. GST)	Increase %
Bronze, Junior and Mini Squads (Unlimited access to Squads Sessions and Acquatics areas) [continued]					
Bronze, Junior and Mini Squads – Direct Debit Per Week (minimum of 10 weeks)	$25.30	$23.73	$2.37	$26.10	3.16%
Aqua aerobics (includes access to Aqua aerobics class & swimming pool)					
Aquaerobics – per class	$21.50	$20.18	$2.02	$22.20	3.26%
Aquaerobics – 10 tickets (Adult)	$187.05	$175.18	$17.52	$192.70	3.02%
Aquaerobics – per class, Pensioner/Health Care Card Holder	$10.70	$10.09	$1.01	$11.10	3.74%
Aquaerobics – per class, Seniors Card Holder/Tertiary Student	$16.40	$15.36	$1.54	$16.90	3.05%
Aquaerobics -10 Ticket Pensioner/Health Care Card Holder	$89.70	$84.00	$8.40	$92.40	3.01%
Others					
General pool Hire – Per Lane Per Hour	$46.70	$43.73	$4.37	$48.10	3.00%
Hydrotherapy/Physiotherapy – Per Lane Per Hour	$66.10	$61.91	$6.19	$68.10	3.03%
Wellness Centre Casual Visit (includes access to Wellness Centre)					
Casual Aerobics / Group Fitness	$21.50	$20.18	$2.02	$22.20	3.26%
Casual Aerobics / Group Fitness – Pension or Health Card Holder Concession	$10.70	$10.09	$1.01	$11.10	3.74%
Casual Aerobics / Group Fitness – Seniors Card Holder/Tertiary Student Concession	$16.40	$15.36	$1.54	$16.90	3.05%
Casual Gym	$21.50	$20.18	$2.02	$22.20	3.26%
Casual Gym – Pension or Health Card Holder Concession	$10.70	$10.09	$1.01	$11.10	3.74%
Casual Gym – Seniors Card Holder/Tertiary Student Concession	$16.40	$15.36	$1.54	$16.90	3.05%
Wellness Centre – per class, Seniors Card Holder/Tertiary Student	$16.40	$15.36	$1.54	$16.90	3.05%
Council Staff Health and Fitness initiative – Casual Gym	$17.40	$16.36	$1.64	$18.00	3.45%
Wellness Centre – 10 tickets (Adult)	$187.05	$175.18	$17.52	$192.70	3.02%
Wellness Centre -10 Ticket Pensioner/Health Care Card Holder	$89.70	$84.00	$8.40	$92.40	3.01%
Wellness Centre – 10 Ticket Seniors/Tertiary Student	$92.70	$86.82	$8.68	$95.50	3.02%
Upfront Payment Options – Centre Membership (includes access to the Aquatic & Wellness Centre as well as 1 free health assessment & program, all group fitness classes, all Aqua aerobics classes, free locker hire)					
Adult – 6 months (26 weeks)	$571.45	$535.09	$53.51	$588.60	3.00%
Adult – 12 months	$1,107.00	$1,036.64	$103.66	$1,140.30	3.01%
Membership Adults – Per 4 Weeks	$98.90	$92.64	$9.26	$101.90	3.03%

continued on next page ...

Name	Year 18/19 Fee (incl. GST)	Year 19/20 Fee (excl. GST)	GST	Fee (incl. GST)	Increase %
Upfront Payment Options – Centre Membership (includes access to the Aquatic & Wellness Centre as well as 1 free health assessment & program, all group fitness classes, all Aqua aerobics classes, free locker hire) [continued]					
Adult membership – Direct Debit Per Week (including time stop)	$24.60	$23.09	$2.31	$25.40	3.25%
Seniors Card Holder/Tertiary Student – 6 months	$427.95	$400.73	$40.07	$440.80	3.00%
Seniors Card Holder/Tertiary Student – 12 months	$712.35	$667.09	$66.71	$733.80	3.01%
Membership Seniors Card Holder – Per 4 Weeks	$74.30	$69.64	$6.96	$76.60	3.10%
Seniors Card Holder/Tertiary Student Membership – Direct Debit Per Week (including time stop)	$18.45	$17.36	$1.74	$19.10	3.52%
Pensioner and Health Card Holder Concession – 6 months	$287.00	$268.82	$26.88	$295.70	3.03%
Pensioner and Health Card Holder Concession – 12 months	$556.05	$520.73	$52.07	$572.80	3.01%
Membership Pensioner/Health Care Card Holder – Per 4 Weeks	$49.70	$46.55	$4.65	$51.20	3.02%
Pensioner and Health Card Holder Membership – Direct Debit Per Week (including time stop)	$12.80	$12.00	$1.20	$13.20	3.13%
Family Pass – 12 months	$2,378.00	$2,226.73	$222.67	$2,449.40	3.00%
Corporate Membership Per Person (with membership of 10 or more staff) – Direct Debit Per Week (including time stop)	$19.45	$18.27	$1.83	$20.10	3.34%
Council Staff Health and Fitness initiative – Centre Membership 12 months	$886.60	$830.18	$83.02	$913.20	3.00%
Council Staff Health and Fitness initiative – Centre Membership 6 months	$456.15	$427.18	$42.72	$469.90	3.01%
Council Staff Health and Fitness initiative – Direct Debit Per Week	$19.45	$18.27	$1.83	$20.10	3.34%
Joining Fee – includes fitness assessment, health screen & personal fitness program	$125.55	$117.64	$11.76	$129.40	3.07%
Direct Debit Administration Fee (one-off, per contract)	$25.65	$24.09	$2.41	$26.50	3.31%
Personal Trainer Hire – per hour	$89.20	$83.55	$8.35	$91.90	3.03%
Personal Trainer Hire – 1 x 1 hour session	$92.20	$86.36	$8.64	$95.00	3.04%
Personal Trainer Hire – 3 x 1 hour sessions	$246.00	$230.36	$23.04	$253.40	3.01%
Personal Trainer Hire – 5 x 1 hour sessions	$386.95	$362.36	$36.24	$398.60	3.01%
Personal Trainer Hire – 10 x 1 hour sessions	$735.45	$688.73	$68.87	$757.60	3.01%
Personal Trainer Hire – 1 x 0.5 hour session	$49.20	$46.09	$4.61	$50.70	3.05%
Personal Trainer Hire – 3 x 0.5 hour sessions	$148.60	$139.18	$13.92	$153.10	3.03%
Personal Trainer Hire – 5 x 0.5 hour sessions	$246.00	$230.36	$23.04	$253.40	3.01%
Personal Trainer Hire – 10 x 0.5 hour sessions	$391.55	$366.64	$36.66	$403.30	3.00%
Personal Training for People with a Disability – 1 x 30 minute session	$18.50	$17.36	$1.74	$19.10	3.24%
Small Group Personal training	$50.00	$46.82	$4.68	$51.50	3.00%
Exercise physiologist 1 session – free	$0.00	$0.00	$0.00	$0.00	∞
Exercise physiologist – 1 x 1 hour session	$118.20	$110.73	$11.07	$121.80	3.05%
Exercise Physiologist – 5 x 1 hour sessions	$527.95	$494.36	$49.44	$543.80	3.00%
Exercise Physiologist – 10 x 1 hour sessions	$1,003.30	$939.45	$93.95	$1,033.40	3.00%
Exercise Physiologist – 1 x 0.5 hour session	$74.70	$70.00	$7.00	$77.00	3.08%

continued on next page ...

Name	Year 18/19 Fee (incl. GST)	Year 19/20 Fee (excl. GST)	GST	Fee (incl. GST)	Increase %
Upfront Payment Options – Centre Membership (includes access to the Aquatic & Wellness Centre as well as 1 free health assessment & program, all group fitness classes, all Aqua aerobics classes, free locker hire) [continued]					
Exercise Physiologist – 5 x 0.5 hour sessions	$352.00	$329.64	$32.96	$362.60	3.01%
Exercise Physiologist – 10 x 0.5 hour sessions	$651.40	$610.00	$61.00	$671.00	3.01%
Schools Access					
School Child – in School Group	$4.30	$4.09	$0.41	$4.50	4.65%
Carnivals Per Hour	$394.65	$369.55	$36.95	$406.50	3.00%
Local School (within LGA) Per Hour	$253.70	$237.64	$23.76	$261.40	3.04%
School Aerobics – Per Child	$11.80	$11.09	$1.11	$12.20	3.39%
Carers for people with disabilities					Free
					Last YR Fee Free
Children under 4 years					Free
					Last YR Fee Free
Membership Card Replacement	$6.50	$6.09	$0.61	$6.70	3.08%
Hire					
Hire of Whole Facility – per day	$7,216.00	$6,756.82	$675.68	$7,432.50	3.00%
Hire of Pool for Filming – per day	$4,592.00	$4,299.82	$429.98	$4,729.80	3.00%
Multi Purpose Rooms Activities					
Dance	$21.50	$20.18	$2.02	$22.20	3.26%
Dance – Pensioner / Health Card Holder / Child /School Student	$10.70	$10.09	$1.01	$11.10	3.74%
Dance – Seniors Card Holder / Tertiary Student	$16.40	$15.36	$1.54	$16.90	3.05%
Self Defence	$21.50	$20.18	$2.02	$22.20	3.26%
Self Defence – Pensioner / Health Card Holder / Child /School Student	$10.70	$10.09	$1.01	$11.10	3.74%
Self Defence – Seniors Card Holder / Tertiary Student	$16.40	$15.36	$1.54	$16.90	3.05%
Crèche/Child Care – Per Hour	$4.90	$4.64	$0.46	$5.10	4.08%
Hire Function – Per Hour	$52.80	$49.45	$4.95	$54.40	3.03%
Yoga/Health Related	$21.50	$20.18	$2.02	$22.20	3.26%
Yoga Health Related – Pensioner / Health Card Holder / Child /School Student	$10.70	$10.09	$1.01	$11.10	3.74%
Yoga Health Related – Seniors Card Holder / Tertiary Student	$16.40	$15.36	$1.54	$16.90	3.05%
Hire Function Room (multi purpose) – Per Hour	$51.20	$48.00	$4.80	$52.80	3.13%

Name	Year 18/19 Fee (incl. GST)	Year 19/20 Fee (excl. GST)	GST	Fee (incl. GST)	Increase %
Other					
Holiday Programs – Per 4 Hours	$39.50	$37.00	$3.70	$40.70	3.04%
Events – Per Head	$7.05	$6.64	$0.66	$7.30	3.55%
Birthday Parties – Per head – Minimum of 10 children	$20.00	$18.73	$1.87	$20.60	3.00%
Birthday Parties (15-20 children)– 1 Additional Instructor Per Hour	$32.30	$30.27	$3.03	$33.30	3.10%
Birthday Parties (more than 20 children) – 2 Additional Instructors Required – Per Hour Per Instructor	$32.30	$30.27	$3.03	$33.30	3.10%
Birthday Parties - food and drink options to be negotiated with Kellerman's Café					
Locker Hire – Per Visit	$3.50	$3.36	$0.34	$3.70	5.71%
Fanny Durack Aquatic Centre					
Adults	$5.50	$5.18	$0.52	$5.70	3.64%
20 Ticket Swim Pass – Adult	$100.00	$93.64	$9.36	$103.00	3.00%
Children under 4 years					Free
					Last YR Fee Free
Children/Students – Primary & Secondary	$2.80	$2.64	$0.26	$2.90	3.57%
School Child – in School Group	$3.70	$3.55	$0.35	$3.90	5.41%
Additional children	$2.70	$2.55	$0.25	$2.80	3.70%
20 Ticket Swim Pass – Senior and Concession	$79.30	$74.27	$7.43	$81.70	3.03%
Seniors Card Holder/ Tertiary Student Concession	$4.30	$4.09	$0.41	$4.50	4.65%
20 Ticket Swim Pass – Students and Concession	$50.20	$47.09	$4.71	$51.80	3.19%
Concession – Pensioner and Health Card Holder	$2.80	$2.64	$0.26	$2.90	3.57%
Family Pass – 2 adults and 2 children or 1 adult and 3 children	$15.40	$14.45	$1.45	$15.90	3.25%
Spectator Fee	$3.70	$3.55	$0.35	$3.90	5.41%
Season Tickets					
Season Ticket – (6 months) Individual	$325.45	$304.82	$30.48	$335.30	3.03%
Season Ticket – (6 months) Additional Child	$72.20	$67.64	$6.76	$74.40	3.05%
Season Ticket – (6 months) Family – 2 adults and 2 children or 1 adult and 3 children – members of one family	$463.80	$434.36	$43.44	$477.80	3.02%
Season Ticket – (6 months) Senior/concession	$258.50	$242.09	$24.21	$266.30	3.02%
Season Ticket – (6 months) Pension/health card	$259.55	$243.09	$24.31	$267.40	3.02%
Learn to Swim Classes					
Adult Learn to Swim – per class	$20.50	$19.27	$1.93	$21.20	3.41%
Per Class – 1st child	$17.40	$16.36	$1.64	$18.00	3.45%
Per Class – 2nd child	$15.90	$14.91	$1.49	$16.40	3.14%

continued on next page ...

Name	Year 18/19 Fee (incl. GST)	Year 19/20 Fee (excl. GST)	GST	Fee (incl. GST)	Increase %
Learn to Swim Classes [continued]					
Per Class – 3rd and subsequent children	$14.80	$13.91	$1.39	$15.30	3.38%
Seniors Card Holder – 1st child	$13.30	$12.45	$1.25	$13.70	3.01%
Seniors Card Holder – 2nd child and subsequent child	$12.30	$11.55	$1.15	$12.70	3.25%
Pensioner/Health Care Card Holder – 1st child	$8.80	$8.27	$0.83	$9.10	3.41%
Pensioner Pensioner/Health Care Card Holder – 2nd child and subsequent child	$8.20	$7.73	$0.77	$8.50	3.66%
School Learn to Swim – per class/child/week	$8.00	$7.55	$0.75	$8.30	3.75%
Mini Squad (fee per lesson)					
One lesson per week	$14.80	$13.91	$1.39	$15.30	3.38%
Direct Debit Weekly					
10 Visit Pass	$138.40	$129.64	$12.96	$142.60	3.03%
20 Visit Pass	$246.00	$230.36	$23.04	$253.40	3.01%
30 Visit Pass	$351.05	$328.73	$32.87	$361.60	3.01%
Seniors Card Holder – one lesson per week	$10.70	$10.09	$1.01	$11.10	3.74%
Pensioner/Health Care Card Holder – one lesson per week	$7.40	$7.00	$0.70	$7.70	4.05%
Two lessons per week	$12.80	$12.00	$1.20	$13.20	3.13%
Seniors Card Holder – two lessons per week	$9.80	$9.18	$0.92	$10.10	3.06%
Pensioner/Health Care Card Holder – two lessons per week	$6.50	$6.09	$0.61	$6.70	3.08%
Three lessons per week	$12.80	$12.00	$1.20	$13.20	3.13%
Seniors Card Holder – three lessons per week	$9.50	$8.91	$0.89	$9.80	3.16%
Pensioner/Health Care Card Holder – three lessons per week	$6.30	$5.91	$0.59	$6.50	3.17%
Aqua aerobics					
Aquaerobics – per class	$16.40	$15.36	$1.54	$16.90	3.05%
Aquaerobics – 10 tickets (Adult)	$143.50	$134.45	$13.45	$147.90	3.07%
Aquaerobics – Seniors Card Holder	$12.80	$12.00	$1.20	$13.20	3.13%
Aquaerobics – Pensioner/Health Care Card Holder	$8.20	$7.73	$0.77	$8.50	3.66%
Carnivals (up to maximum of 6 lanes)					
Exclusive Local School / Community Group Hire	$443.30	$415.09	$41.51	$456.60	3.00%
Exclusive Local School / Community Group Hire – Not for profit organisations	$222.95	$208.82	$20.88	$229.70	3.03%
Exclusive Non-Local School / Community Group Located Outside the Local Government Area Hire	$1,007.05	$943.00	$94.30	$1,037.30	3.00%

Name	Year 18/19 Fee (incl. GST)	Year 19/20 Fee (excl. GST)	GST	Fee (incl. GST)	Increase %
Other users					
Exclusive use of lanes by sporting clubs/community groups. Per lane/per session – up to a maximum of 3 lanes. A session is defined as two hours or part thereof.	$161.45	$151.18	$15.12	$166.30	3.00%
Hire of Pool Filming – up to 1 week					
Hire of Pool Filming – up to 1 week	$5,535.00	$5,182.82	$518.28	$5,701.10	3.00%

DEBBIE & ABBEY BORGIA COMMUNITY RECREATION CENTRE – STEEL PARK

Annual Membership Adult	$20.00	$18.73	$1.87	$20.60	3.00%
Annual Membership fee can be waived at mangers discretion by social disadvantage assessment					
Annual Membership Concessions (Pensioner/Health/Seniors Card Holder)	$15.00	$13.64	$1.36	$15.00	0.00%
Annual Membership fee can be waived at managers discretion by social disavantage assessment					
Annual Membership Junior (17 years or under)	$10.00	$9.36	$0.94	$10.30	3.00%
Annual Membership fee can be waived at mangers discretion by social disadvantage assessement					

Court Hire – Peak Time (Weekdays from 5.00 pm and all Weekend)

Full court – per hour, commercial	$67.70	$63.45	$6.35	$69.80	3.10%
Full court – per hour, Local Not for Profit organisations	$34.90	$32.73	$3.27	$36.00	3.15%
Full court – per hour, Non-local Not for Profit organisations	$49.70	$46.55	$4.65	$51.20	3.02%
Table Tennis – per hour	$14.80	$13.91	$1.39	$15.30	3.38%
Badminton – per hour	$22.00	$20.64	$2.06	$22.70	3.18%

Court Hire – Off Peak (Weekdays from 8.30 pm 5.00 pm)

Full court – per hour, commercial	$60.50	$56.73	$5.67	$62.40	3.14%
Full court – per hour, Local Not for Profit organisations	$30.70	$28.82	$2.88	$31.70	3.26%
Full court – per hour, Non-local Not for Profit organisations	$42.00	$39.36	$3.94	$43.30	3.10%

Competitions Costs – All Times

PCYC Competitions

Soccer

Adult registration	$85.00	$79.64	$7.96	$87.60	3.06%

Name	Year 18/19 Fee (incl. GST)	Year 19/20 Fee (excl. GST)	GST	Fee (incl. GST)	Increase %
Basketball					
Adult – Team Fee per game Soccer	$91.70	$85.91	$8.59	$94.50	3.05%
Forfeit Fee – Team Soccer	$182.95	$171.36	$17.14	$188.50	3.03%
Adult Team Fee per Game – Basketball/Netball	$97.90	$91.73	$9.17	$100.90	3.06%
Forfeit Fee – Basketball / Netball	$196.80	$184.36	$18.44	$202.80	3.05%
Room Hire					
Meeting room 1 – per hour, Commercial	$0.00	$27.27	$2.73	$30.00	∞
Meeting room 1 – per hour, Not for Profit organisations	$0.00	$18.18	$1.82	$20.00	∞
Meeting room 2 – per hour, Commercial	$0.00	$18.18	$1.82	$20.00	∞
Meeting room 2 – per hour, Not for Profit organisations	$0.00	$12.73	$1.27	$14.00	∞
Meeting room 4 – per hour, Commercial	$0.00	$18.18	$1.82	$20.00	∞
Meeting room 4 – per hour, Not for Profit organisations	$0.00	$12.73	$1.27	$14.00	∞
Meeting room 5 – per hour, Commercial	$0.00	$27.27	$2.73	$30.00	∞
Meeting room 5 – per hour, Not for Profit organisations	$0.00	$18.18	$1.82	$20.00	∞
Meeting room 6 – per hour, Commercial	$0.00	$27.27	$2.73	$30.00	∞
Meeting room 6 – per hour, Not for Profit organisations	$0.00	$18.18	$1.82	$20.00	∞
Multi-purpose hall 1 – per hour, Commercial	$0.00	$40.91	$4.09	$45.00	∞
Multi-purpose hall 1 – per hour, Not for Profit organisations	$0.00	$27.27	$2.73	$30.00	∞
Multi-purpose hall 2 – per hour, Commercial	$0.00	$31.82	$3.18	$35.00	∞
Multi-purpose hall 2 – per hour, Not for Profit organisations	$0.00	$20.91	$2.09	$23.00	∞
Multi-purpose hall 3 – per hour, Commercial	$0.00	$22.73	$2.27	$25.00	∞
Multi-purpose hall 3 – per hour, Not for Profit organisations	$0.00	$15.45	$1.55	$17.00	∞
Bond					
To	$1,312.00	$1,351.40	$0.00	$1,351.40	3.00%
Programmed Activities – PCYC Run – Member/non member price to be added					
After school programs – child	$0.00	$9.09	$0.91	$10.00	∞
Mini Movers' (childrens gymnastics)	$0.00	$10.91	$1.09	$12.00	∞
Casual basketball shooting – Adult	$0.00	$5.45	$0.55	$6.00	∞
Casual basketball shooting – Child	$0.00	$3.64	$0.36	$4.00	∞
Social Table Tennis	$0.00	$4.55	$0.45	$5.00	∞
Social Badminton	$0.00	$4.55	$0.45	$5.00	∞
School Holiday Program – Child	$0.00	$54.55	$5.45	$60.00	∞
Homework Club – Child	$0.00	$0.00	$0.00	$0.00	∞

continued on next page ...

Name	Year 18/19 Fee (incl. GST)	Year 19/20 Fee (excl. GST)	GST	Fee (incl. GST)	Increase %
Programmed Activities – PCYC Run – Member/non member price to be added [continued]					
Boxing/Breakfast program – child	$0.00	$0.00	$0.00	$0.00	∞
Tai Chi					
Pensioner Card/Health Care Card Holder	$7.80	$7.36	$0.74	$8.10	3.85%
Adult	$12.30	$11.55	$1.15	$12.70	3.25%
Boxercise					
Pensioner Card/Health Care Card Holder	$9.00	$8.45	$0.85	$9.30	3.33%
Adult	$14.80	$13.91	$1.39	$15.30	3.38%
10 Pass Card	$130.70	$122.45	$12.25	$134.70	3.06%
Gentle Exercise					
Pensioner Card/Health Care Card Holder	$7.80	$7.36	$0.74	$8.10	3.85%
Adult	$7.80	$7.36	$0.74	$8.10	3.85%
10 Pass Card	$65.60	$61.45	$6.15	$67.60	3.05%
BASTABLE STREET HALL					
Bastable Street, Croydon – Community Hall – per hour	$64.50	$60.45	$6.05	$66.50	3.10%
Bastable Street – Damage Security Deposit	$454.10	$467.80	$0.00	$467.80	3.02%
Cancellation fee				50% of Hiring fee refunded	
				Last YR Fee 50% of Hiring fee refunded	
Bookings cancelled less than 1 week prior to the function					
Bookings cancelled less than 1 week prior to the function				50% of Hiring fee refunded	
				Last YR Fee 50% of Hiring fee refunded	
Bookings for above halls – If booking is 6hrs or more on any single day then a discount applies for that day				15% Discount on above fees	
				Last YR Fee 15% Discount on above fees	

Name	Year 18/19 Fee (incl. GST)	Year 19/20 Fee (excl. GST)	GST	Fee (incl. GST)	Increase %

STRATEGIC PLANNING

DEVELOPMENT CONTROL PLAN & POLICIES

LEP, Development Control Plans & Policies				by quotation	
				Last YR Fee by quotation	

PLAN PRINTING – DEVELOPMENT

Administration fee for copying	$53.80	$55.50	$0.00	$55.50	3.16%
plus Per sheet A1 paper	$11.80	$12.20	$0.00	$12.20	3.39%
plus Per sheet A0 paper	$19.50	$20.10	$0.00	$20.10	3.08%

PLANNING CERTIFICATE UNDER ENVIRONMENTAL PLANNING & ASSESSMENT ACT 1979

Section 10.7 (2) Planning Certificate	$53.00	$53.00	$0.00	$53.00	0.00%
Section 10.7 (2) an 10.7 (5) Certificate	$133.00	$133.00	$0.00	$133.00	0.00%
Section 10.8 (Certified zoning plan)	$53.00	$53.00	$0.00	$53.00	0.00%
Section 10.7/10.8 Certificate required within 24 hours – additional	$197.30	$203.30	$0.00	$203.30	3.04%
Fee for Copy of Planning Certificate	$30.25	$31.20	$0.00	$31.20	3.14%
Refund Processing Fee	$30.25	$31.20	$0.00	$31.20	3.14%

SECTION 7.11/7.12 CONTRIBUTIONS

Section 7.11/7.12 fees are charged in accordance with the relevant instrument under the Environmental Planning & Assessment Act				.	
				Last YR Fee .	

DEVELOPER CONTRIBUTION PLANS

Copies of Section 7.11/7.12 contributions plans				by quotation	
				Last YR Fee by quotation	

REPORTS, STUDIES, STRATEGIES & REVIEWS

Copies of reports, studies, strategies & reviews				by quotation	
				Last YR Fee by quotation	

Name	Year 18/19 Fee (incl. GST)	Year 19/20 Fee (excl. GST)	GST	Fee (incl. GST)	Increase %
PREPARATION OF AMENDMENT TO LOCAL ENVIRONMENTAL PLAN					
Pre Planning Proposal Consultation (mandatory for all applications)					
Minor LEP Amendment e.g. Adding or removing a heritage item, adding or removing a use that does not require complex assessment	$2,500.00	$2,500.00	$0.00	$2,500.00	0.00%
Major LEP Amendment e.g. FSR and height amendments	$5,000.00	$5,000.00	$0.00	$5,000.00	0.00%
Complex LEP amendment e.g. Change of zoning or matters that involve significant consideration of economic, environmental and transport issues	$7,000.00	$7,000.00	$0.00	$7,000.00	0.00%
Precinct LEP Amendment e.g. Similar to a complex LEP amendment but where the proposal relates to multiple lots	$12,000.00	$12,000.00	$0.00	$12,000.00	0.00%
Additional meetings				25% of original fee	
				Last YR Fee 25% of original fee	
***If the Pre Planning Proposal is located within an existing or proposed Heritage Item or Heritage Conservation Area (HCA) and/or in the opinion of Council a heritage referral is required an additional fee payable (in addition to the above fees)				25% of Pre Planning Proposal Fee	
				Last YR Fee -	
Planning Proposals					
Minor LEP Amendment e.g. Adding or removing a heritage item, adding or removing a use that does not require complex assessment	$18,000.00	$18,000.00	$0.00	$18,000.00	0.00%
Major LEP Amendment e.g. FSR and height amendments	$60,000.00	$60,000.00	$0.00	$60,000.00	0.00%
Complex LEP Amendment e.g. Change of zoning or matters that involve significant consideration of economic, environmental and transport issues	$100,000.00	$100,000.00	$0.00	$100,000.00	0.00%
Precinct LEP Amendment e.g. Similar to a complex LEP amendment but where the proposal relates to multiple lots	$150,000.00	$150,000.00	$0.00	$150,000.00	0.00%

continued on next page ...

Name	Year 18/19 Fee (incl. GST)	Year 19/20 Fee (excl. GST)	GST	Fee (incl. GST)	Increase %

Planning Proposals [continued]

Amended Planning Proposal i.e. The applicable amendment fee will apply if an amendment to a planning proposal already being assessed by Council is submitted to Council before the initial planning proposal is reported to the Inner West Local Planning Panel (IWLPP) meeting. Any such proposed amendment must be submitted at least 1 month prior to the planning proposal already under consideration being placed on the agenda for the IWLPP. If a proposed amendment is significantly different to that planning proposal it will be designated a new planning proposal and not an amendment and will require payment of the appropriate full planning proposal fee. Designation of the status of a proposed amendment will be at the discretion of Council officers. Additional information submitted in response to a request from Council during the assessment of an initial planning proposal does not constitute an amended proposal.		25% of fee for Minor Planning Proposals 50% of fee for Major, Complex and Precinct Planning Proposals			
		Last YR Fee 25% of fee for Minor Planning Proposals 50% of fee for Major, Complex and Precinct Planning Proposals			
Refund where withdrawn prior to the Planning Proposal being reported to Council		Maximum 50% of Planning Proposal fee. At discretion of Council officers.			
		Last YR Fee Maximum 50% of Planning Proposal fee. At discretion of Council officers.			
***If the Planning Proposal is located within an existing or proposed Heritage Item or Heritage Conservation Area (HCA) and/or in the opinion of Council a heritage referral is required an additional fee payable (in addition to the above fees)		20% of original Planning Proposal fee			
		Last YR Fee -			

Amendments to Development Control Plan (lodged in conjunction with a Planning Proposal or in isolation)

Minor DCP Amendment e.g. Adding or removing any site specific controls	$7,000.00	$7,000.00	$0.00	$7,000.00	0.00%
Major DCP Amendment e.g. Major changes to controls such as car parking or built form	$20,000.00	$20,000.00	$0.00	$20,000.00	0.00%
Complex DCP Amendment e.g. Significant change to controls that involve significant consideration of economic social environmental or transport issues	$35,000.00	$35,000.00	$0.00	$35,000.00	0.00%
Precinct DCP Amendment e.g. Similar to a complex DCP amendment but where the proposal relates to multiple lots	$55,000.00	$55,000.00	$0.00	$55,000.00	0.00%

continued on next page ...

Name	Year 18/19 Fee (incl. GST)	Year 19/20 Fee (excl. GST)	GST	Fee (incl. GST)	Increase %

Amendments to Development Control Plan (lodged in conjunction with a Planning Proposal or in isolation) [continued]

DCP Amendment Changes i.e. The applicable amendment fee will apply if changes to a development control plan amendment already being assessed by Council are requested by the proponent before the initial development control plan amendment is reported to either 1 month prior to a Council meeting if the development control plan amendment is not associated with a planning proposal or 1 month prior to an Inner West Local Planning Panel (IWLPP) meeting for a development control plan amendment associated with a specific planning proposal. If a proposed change is significantly different to the original development control amendment it will be designated a new development control plan amendment and will require payment of the appropriate full development control amendment fee. Designation of the status of a proposed amendment will be at the discretion of Council officers. Additional information submitted in response to a request from Council during the assessment of an initial development control amendment does not constitute a change to that development control amendment.	25% of fee for Minor DCP Amendment 50% of fee for Major, Complex and Precinct DCP Amendment
	Last YR Fee -
Refund where withdrawn prior to being reported to Council	Maximum 50% of DCP amendment fee. At discretion of Council officers.
	Last YR Fee Maximum 50% of DCP amendment fee. At discretion of Council officers.
***If the DCP Amendment is located within an existing or proposed Heritage Item or Heritage Conservation Area (HCA) and/or in the opinion of Council a heritage referral is required an additional fee payable (in addition to the above fees)	20% of original DCP Amendment
	Last YR Fee -

Hourly Consultancy Fee

Hourly Consultancy Fee that is outside the scope of council's usual strategic planning service (At discretion of Council Officer).

Discussions regarding Minor/ Major applications – meeting only no written advice (Per hour or part thereof)	$0.00	$681.82	$68.18	$750.00	∞
Discussions regarding Complex/ Precinct – meeting only no written advice (Per hour or part thereof)	$0.00	$1,363.64	$136.36	$1,500.00	∞

Advertisement and Notification of LEP and DCP amendments

Advertising	$0.00	$3,090.00	$0.00	$3,090.00	∞

continued on next page ...

Name	Year 18/19 Fee (incl. GST)	Year 19/20 Fee (excl. GST)	GST	Fee (incl. GST)	Increase %

Advertisement and Notification of LEP and DCP amendments [continued]

Notification	$2.00 per property notified
	Last YR Fee $2.00 per property notified

Public Hearing

Public Hearing if required. Cost recovery to Council	At cost
	Last YR Fee At cost

Additional costs and expenses

For all LEP and DCP amendments any additional costs and expenses incurred by Council in undertaking studies, peer reviews, referral to panels (Inner West Planning Panel and Architectural Excellence Panel) and other matters are to be paid at cost	At cost
	Last YR Fee At cost

PRINTING

Maps – Large – Black/White – Each	$61.50	$63.40	$0.00	$63.40	3.09%
Small – Each	$41.00	$42.30	$0.00	$42.30	3.17%
A4 Colour Prints	$28.20	$29.10	$0.00	$29.10	3.19%
A3 Colour Prints	$37.40	$38.60	$0.00	$38.60	3.21%
A2 Colour Prints	$46.65	$48.10	$0.00	$48.10	3.11%
A1 Colour Prints	$55.85	$57.60	$0.00	$57.60	3.13%
A0 Colour Prints	$92.25	$95.10	$0.00	$95.10	3.09%
Set of 4 A0 Colour Prints	$276.75	$285.10	$0.00	$285.10	3.02%
A4 Black/White Prints	$9.85	$10.20	$0.00	$10.20	3.55%
A3 Black/White Prints	$18.95	$19.60	$0.00	$19.60	3.43%
A2 Black/White Prints	$28.20	$29.10	$0.00	$29.10	3.19%
A1 Black/White Prints	$37.40	$38.60	$0.00	$38.60	3.21%
A0 Black/White Prints	$55.85	$57.60	$0.00	$57.60	3.13%
Per Page of Copy – Each	$4.10	$4.30	$0.00	$4.30	4.88%

Name	Year 18/19 Fee (incl. GST)	Year 19/20 Fee (excl. GST)	GST	Fee (incl. GST)	Increase %
COMMUNICATIONS, ENGAGEMENT & EVENTS					
BANNERS – HANGING OF BANNERS ON TOWN HALLS					
Newtown					
Banner Up and Down				At Cost	
				Last YR Fee At Cost	
Petersham & St Peters Town Hall					
Banner Up and Down				At Cost	
				Last YR Fee At Cost	
Marrickville					
Banner Up and Down				At Cost	
				Last YR Fee At Cost	
Marrickville Road					
Banner Up and Down				At Cost	
				Last YR Fee At Cost	
BANNER BOOKINGS					
Norton Plaza, Norton St, Leichhardt	$648.30	$667.80	$0.00	$667.80	3.01%
Sackville Hotel, Darling St, Rozelle	$648.30	$667.80	$0.00	$667.80	3.01%
Victoria Rd, Rozelle (Amenities Block)	$335.70	$345.80	$0.00	$345.80	3.01%
FESTIVALS & EVENTS					
Flagship Festivals & Events – Marrickville Festival, Bairro Portugues Food & Wine Fair, Australia Day.					
Stalls					
Food Local 2.4m x 2.4m	$402.30	$418.60	$0.00	$418.60	4.05%
Food Local 3m x 3m	$443.30	$461.10	$0.00	$461.10	4.02%
Food Local 6m x 3m	$0.00	$922.40	$0.00	$922.40	∞

continued on next page ...

Name	Year 18/19 Fee (incl. GST)	Year 19/20 Fee (excl. GST)	GST	Fee (incl. GST)	Increase %
Stalls [continued]					
Food Non-local 2.4m x 2.4m	$417.70	$434.60	$0.00	$434.60	4.05%
Food Van Local	$0.00	$517.40	$0.00	$517.40	∞
Food Van Local	$0.00	$517.40	$0.00	$517.40	∞
Food Van Non-Local	$0.00	$549.30	$0.00	$549.30	∞
Alcohol Local	$632.95	$658.50	$0.00	$658.50	4.04%
Alcohol Non-Local	$663.70	$690.50	$0.00	$690.50	4.04%
Commercial businesses Local	$356.20	$370.60	$0.00	$370.60	4.04%
Commercial businesses Non-local	$371.55	$386.60	$0.00	$386.60	4.05%
Local Not for profit/community organisations	$179.40	$186.60	$0.00	$186.60	4.01%
Non-Local Not for profit/community organisations	$248.55	$258.60	$0.00	$258.60	4.04%
Power – food, alcohol and commercial stalls	$84.55	$88.00	$0.00	$88.00	4.08%
Power – local not for profit/community organisations	$37.40	$38.90	$0.00	$38.90	4.01%
Power – Non-local not for profit/community organisations	$52.30	$54.40	$0.00	$54.40	4.02%
Compulsory weights x2 per stall	$22.05	$23.00	$0.00	$23.00	4.31%
Compulsory Compliance Deposit – Refundable upon compliance (All food stalls)	$210.10	$218.60	$0.00	$218.60	4.05%
Stands					
Food Stand Local	$105.05	$108.20	$0.00	$108.20	3.00%
Food Stand – Compulsory Food Stall Local (Precinct only)	$158.90	$163.70	$0.00	$163.70	3.02%
Non Food Stand Local	$87.65	$90.30	$0.00	$90.30	3.02%
Site only					
Food Local	$248.55	$256.10	$0.00	$256.10	3.04%
Food Non-local	$263.95	$271.90	$0.00	$271.90	3.01%
Alcohol Local	$479.20	$493.60	$0.00	$493.60	3.01%
Alcohol Non-local	$509.95	$525.30	$0.00	$525.30	3.01%
Commercial businesses Local	$202.45	$208.60	$0.00	$208.60	3.04%
Commercial businesses Non-local	$217.80	$224.40	$0.00	$224.40	3.03%
Local Not for profit/community organisations	$110.20	$113.60	$0.00	$113.60	3.09%
Non-Local Not for profit/community organisations	$153.75	$158.40	$0.00	$158.40	3.02%
Power – food, alcohol and commercial stalls	$84.55	$87.10	$0.00	$87.10	3.02%
Power – local not for profit/community organisations	$37.40	$38.60	$0.00	$38.60	3.21%
Power – Non-local not for profit/community organisations	$52.30	$53.90	$0.00	$53.90	3.06%
Compulsory Compliance Deposit – Refundable upon compliance (All food stalls)	$210.10	$216.40	$0.00	$216.40	3.00%

Name	Year 18/19 Fee (incl. GST)	Year 19/20 Fee (excl. GST)	GST	Fee (incl. GST)	Increase %
Small – Scale Festivals & Events					
Stalls					
Food Local 2.4m x 2.4m	$197.30	$205.30	$0.00	$205.30	4.05%
Food Local 3m x 3m	$281.90	$293.30	$0.00	$293.30	4.04%
Food Local 6m x 3m	$0.00	$586.60	$0.00	$586.60	∞
Food Non-local 2.4m x 2.4m	$238.30	$247.90	$0.00	$247.90	4.03%
Food van Local	$0.00	$224.00	$0.00	$224.00	∞
Food Van Non-Local	$0.00	$309.50	$0.00	$309.50	∞
Alcohol Local	$246.00	$255.90	$0.00	$255.90	4.02%
Alcohol Non-local	$287.00	$298.60	$0.00	$298.60	4.04%
Commercial businesses Local	$151.20	$157.30	$0.00	$157.30	4.03%
Commercial businesses Non-local	$192.20	$199.90	$0.00	$199.90	4.01%
Non-profit/community organisations	$98.90	$102.90	$0.00	$102.90	4.04%
Non-Local Not for profit/community organisations	$138.40	$144.00	$0.00	$144.00	4.05%
Power – food, alcohol and commercial stalls	$74.85	$77.90	$0.00	$77.90	4.07%
Power – local not for profit/community organisations	$37.40	$38.90	$0.00	$38.90	4.01%
Power – Non-local not for profit/community organisations	$52.30	$54.40	$0.00	$54.40	4.02%
Compulsory weights x2 per stall	$22.05	$23.00	$0.00	$23.00	4.31%
Compulsory Compliance Deposit – Refundable upon compliance (All food stalls)	$210.10	$218.60	$0.00	$218.60	4.05%
Stands					
Food Stand Local	$86.60	$89.20	$0.00	$89.20	3.00%
Non Food Stand Local	$70.75	$72.90	$0.00	$72.90	3.04%
Site only					
Food Local	$107.65	$110.90	$0.00	$110.90	3.02%
Food Non-local	$148.65	$153.20	$0.00	$153.20	3.06%
Alcohol Local	$212.70	$219.10	$0.00	$219.10	3.01%
Alcohol Non-local	$225.50	$232.30	$0.00	$232.30	3.02%
Commercial businesses Local	$63.55	$65.50	$0.00	$65.50	3.07%
Commercial businesses Non-local	$107.65	$110.90	$0.00	$110.90	3.02%
Non-profit/community organisations	$53.30	$54.90	$0.00	$54.90	3.00%
Non-Local Not for profit/community organisations	$74.30	$76.60	$0.00	$76.60	3.10%
Power – food, alcohol and commercial stalls	$77.40	$79.80	$0.00	$79.80	3.10%
Power – local not for profit/community organisations	$38.95	$40.20	$0.00	$40.20	3.21%
Power – Non-local not for profit/community organisations	$54.35	$56.00	$0.00	$56.00	3.04%
Compulsory Compliance Deposit – Refundable upon compliance (All food stalls)	$210.10	$216.40	$0.00	$216.40	3.00%

Name	Year 18/19 Fee (incl. GST)	Year 19/20 Fee (excl. GST)	GST	Fee (incl. GST)	Increase %
DEPUTY GENERAL MANAGER – Chief Financial and Administration Officer					
FINANCE					
SECTION 603 CERTIFICATES					
Section 603 (as set under Section 603 (2) of the Local Government Act, 1993) *	$80.00	$85.00	$0.00	$85.00	6.25%
Section 603 Expedition Fee	$80.00	$82.00	$0.00	$82.00	2.50%
Reissue of Section 603 Certificate	$16.00	$17.00	$0.00	$17.00	6.25%
RATES					
General Rates & Valuation Enquiries					
Rating enquiry Search Fee per hour or part thereof (staff assisted including written replies)	$95.00	$98.00	$0.00	$98.00	3.16%
Print-out of Rate Account from current computer system					Free
					Last YR Fee Free
Copy of Annual Rate Notice	$14.50	$15.00	$0.00	$15.00	3.45%
Overdue Rates					
Interest charged on Overdue Rates					7.50%
					Last YR Fee 7.50%
OTHER CHARGES					
Gas Mains Charge – S611 Local Government Act 1993					
Annual charge on Australian Gas Light Company assessed through Local Government association of NSW					POA
					Last YR Fee POA
Debt Recovery Charge					

continued on next page ...

Name	Year 18/19 Fee (incl. GST)	Year 19/20 Fee (excl. GST)	GST	Fee (incl. GST)	Increase %

Debt Recovery Charge [continued]

Debt Recovery Charges	Court costs, process service charges & professional costs will be charged, in relation to outstanding debtor / rate accounts where applicable, in accordance with the charges set out in the Local Courts (Civil Claims) Rules 1988 & Legal Profession Regulation 2000 or as amended during the financial year.
	Last YR Fee Court costs, process service charges & professional costs will be charged, in relation to outstanding debtor / rate accounts where applicable, in accordance with the charges set out in the Local Courts (Civil Claims) Rules 1988 & Legal Profession Regulation 2000 or as amended during the financial year.

CREDIT CARD CHARGES

Credit Card Use Charge – GST Applicable	(0.75% plus 10% GST based on the 0.75%) will be charged on all credit card transactions that have a taxable supply. The charge is based on the total amount of the transaction.
	Last YR Fee (0.75% plus 10% GST based on the 0.75%) will be charged on all credit card transactions that have a taxable supply. The charge is based on the total amount of the transaction.
Credit Card Use Charge – GST Free & GST Exempt	A fee of 0.75% will be charged on all credit card transactions that have no taxable supply. The charge is based on the total amount of the transaction.
	Last YR Fee A fee of 0.75% will be charged on all credit card transactions that have no taxable supply. The charge is based on the total amount of the transaction.

Name	Year 18/19 Fee (incl. GST)	Year 19/20 Fee (excl. GST)	GST	Fee (incl. GST)	Increase %
ICT					
GIS MAPPING					
Change of Property Address (Application Fee to alter street address of a property)	$297.50	$297.50	$0.00	$297.50	0.00%
Application Fees for street numbering					No Charge
					Last YR Fee No Charge
Cadastral Maps showing street names and numbers, including LEP zone map, heritage conservation map, residential map and foreshore building line map. Note: for any map printed in colour – 30% surcharge applies to fees					
A4 Black & white cadastral map, 1st copy	$19.60	$19.60	$0.00	$19.60	0.00%
A4 Black & white cadastral map, subsequent copies	$13.50	$13.50	$0.00	$13.50	0.00%
A3 Black & white cadastral map, 1st copy	$33.00	$33.00	$0.00	$33.00	0.00%
A3 Black & white cadastral map, subsequent copies	$22.00	$22.00	$0.00	$22.00	0.00%
A1 Black & white cadastral map, 1st copy	$73.00	$73.00	$0.00	$73.00	0.00%
A1 Black & white cadastral map, subsequent copies	$49.00	$49.00	$0.00	$49.00	0.00%
A0 Black & white cadastral map, 1st copy	$107.00	$107.00	$0.00	$107.00	0.00%
A0 Black & white cadastral map, subsequent copies	$73.00	$73.00	$0.00	$73.00	0.00%
Customised Maps showing street names and numbers with any 4 layers on the basic map. Note for any map printed in colour – 30% surcharge applies to fees					
A4 Black & white customised map, 1st copy	$28.00	$28.00	$0.00	$28.00	0.00%
A4 Black & white customised map, subsequent copies	$19.00	$19.00	$0.00	$19.00	0.00%
A3 Black & white customised map, 1st copy	$51.50	$51.50	$0.00	$51.50	0.00%
A3 Black & white customised map, subsequent copies	$34.50	$34.50	$0.00	$34.50	0.00%
A2 Black & white customised map, 1st copy	$75.00	$75.00	$0.00	$75.00	0.00%
A2 Black & white customised map, subsequent copies	$44.00	$44.00	$0.00	$44.00	0.00%
A1 Black & white customised, 1st copy	$100.00	$100.00	$0.00	$100.00	0.00%
A1 Black & white customised map, subsequent copies	$57.70	$57.70	$0.00	$57.70	0.00%
A0 Black & white customised map, 1st copy	$115.00	$115.00	$0.00	$115.00	0.00%
A0 Black & white customised map, subsequent copies	$76.00	$76.00	$0.00	$76.00	0.00%
Additional layers – per layer (>4)	$13.40	$13.40	$0.00	$13.40	0.00%
GIS Data Extracts – Provided on CD, USB or via email					
For up to two (2) research	$278.00	$278.00	$0.00	$278.00	0.00%
Per hour thereafter	$111.50	$111.50	$0.00	$111.50	0.00%

Name	Year 18/19 Fee (incl. GST)	Year 19/20 Fee (excl. GST)	GST	Fee (incl. GST)	Increase %
Access to Information					
Information from Rating Records per Property searched	$47.15	$48.60	$0.00	$48.60	3.08%
Bulk (Electronic) Information Supply (e.g. Government Departments) per hour (e.g. programming)				$80.40 plus 20c per record reported	
				Last YR Fee $80.40 plus 20c per record reported	
GOVERNMENT INFORMATION (PUBLIC ACCESS) ACT 2009 (NSW) (GIPA ACT)					
Application Fee for Access Application (GIPA Act s41)	$30.00	$30.00	$0.00	$30.00	0.00%
Processing Charge for Access Application (GIPA Act s64) (per hour)	$30.00	$30.00	$0.00	$30.00	0.00%
Internal Review (GIPA Act s.85)	$40.00	$40.00	$0.00	$40.00	0.00%
PHOTOCOPYING, PRINTING & SCANNING					
Photocopying & Printing					
Administration fee for photocopying & printing A2, A1 & A0 (cost per order)	$50.00	$50.00	$0.00	$50.00	0.00%
A2 Black & White Photocopying / Plan Printing (cost per side)	$10.00	$10.00	$0.00	$10.00	0.00%
A1 Black & White Photocopying / Plan Printing (cost per side)	$12.00	$12.00	$0.00	$12.00	0.00%
A0 Black & White Photocopying / Plan Printing (cost per side)	$15.00	$15.00	$0.00	$15.00	0.00%
A2 Colour Plan Printing (cost per side)	$15.00	$15.00	$0.00	$15.00	0.00%
A1 Colour Plan Printing (cost per side)	$18.00	$18.00	$0.00	$18.00	0.00%
A0 Colour Plan Printing (cost per side)	$22.50	$22.50	$0.00	$22.50	0.00%
A4 Black & White Photocopies					
Single sided (minimum charge $2.00)	$0.80	$0.80	$0.00	$0.80	0.00%
Double sided – cost per side (minimum charge $2.00)	$0.80	$0.80	$0.00	$0.80	0.00%
A4 Colour Photocopies or Colour Laser Printing					
Single sided	$2.00	$2.00	$0.00	$2.00	0.00%
Double sided (cost per side)	$2.00	$2.00	$0.00	$2.00	0.00%
A3 Black & White Photocopies					
Single sided (minimum charge $2.00)	$1.20	$1.20	$0.00	$1.20	0.00%

continued on next page ...

Name	Year 18/19 Fee (incl. GST)	Year 19/20 Fee (excl. GST)	GST	Fee (incl. GST)	Increase %
A3 Black & White Photocopies [continued]					
Double sided – cost per side (minimum charge $2.00)	$1.20	$1.20	$0.00	$1.20	0.00%
A3 Colour Photocopies or Colour Laser Printing					
Single sided	$4.00	$4.00	$0.00	$4.00	0.00%
Double sided (cost per side)	$4.00	$4.00	$0.00	$4.00	0.00%
Scanning & Email per page					
Administration fee for scanning and emailing A4, A3, A2, A1 & A0 (cost per order)	$0.00	$50.00	$0.00	$50.00	∞
A4 size scanning (minimum charge $2.00)	$0.80	$0.80	$0.00	$0.80	0.00%
A3 size scanning (minimum charge $2.00)	$1.20	$1.20	$0.00	$1.20	0.00%
A2 plan scanning	$7.50	$7.50	$0.00	$7.50	0.00%
A1 plan scanning	$9.00	$9.00	$0.00	$9.00	0.00%
A0 plan scanning	$11.25	$11.60	$0.00	$11.60	3.11%
Digitisation of complete file					
Digitalisation				POA Minimum $200. Provide large volumes of information electronicallly.	
				Last YR Fee POA Minimum $200. Provide large volumes of information electronicallly.	
Post (postage and handling)					
A4 size per order	$5.00	$5.00	$0.00	$5.00	0.00%
A3 size per order	$7.50	$7.50	$0.00	$7.50	0.00%
A2, A1 & A0 size per order	$17.50	$17.50	$0.00	$17.50	0.00%

Name	Year 18/19 Fee (incl. GST)	Year 19/20 Fee (excl. GST)	GST	Fee (incl. GST)	Increase %
INTERIM GENERAL MANAGER					
LEGAL					
LEGAL COSTS					
Cost of In-house Legal Administration Officer	$133.25	$124.82	$12.48	$137.30	3.04%
Cost of In-house Solicitor	$420.25	$393.55	$39.35	$432.90	3.01%
Cost of In-house General Counsel / Manager of Legal Services	$525.30	$491.91	$49.19	$541.10	3.01%
Produce information for satisfaction of subpoena served on Council – conduct money	$133.25	$137.30	$0.00	$137.30	3.04%
Produce information for satisfaction of subpoena served on Council – search fee	$133.25	$137.30	$0.00	$137.30	3.04%
Copying charges - as set out in "Access to Council Documents"					
SUBPOENA OF DOCUMENTS – SUPPLY OF INFORMATION					
(a) Where Council is required to supply information on Subpoena (in preceding's in which it is not itself directly involved) or request to supply information which is not subpoenaed.		(a) Where Council is required to supply information on Subpoena (in preceding's in which it is not itself directly involved) or request to supply information which is not subpoenaed.			
		Last YR Fee (a) Where Council is required to supply information on Subpoena (in preceding's in which it is not itself directly involved) or request to supply information which is not subpoenaed.			
(i) Less than one (1) hour is required to compile the information	$228.05	$234.90	$0.00	$234.90	3.00%
(ii) Longer than one (1) hour is required to compile the information, an additional charge per hour or part thereof is to be charged	$161.45	$166.30	$0.00	$166.30	3.00%
(b) Where a Council officer is required by a party, other than Council itself, to attend court in their capacity as a council employee and give evidence, council charge for his/her service a fee equal to :		(b) Where a Council officer is required by a party, other than Council itself, to attend court in their capacity as a council employee and give evidence, council charge for his/her service a fee equal to :			
		Last YR Fee (b) Where a Council officer is required by a party, other than Council itself, to attend court in their capacity as a council employee and give evidence, council charge for his/her service a fee equal to :			
(i) Expert witnesses (plus expenses – see below)		(i) Expert witnesses (plus expenses - see below)			
		Last YR Fee (i) Expert witnesses (plus expenses - see below)			
for the first hour	$430.50	$443.50	$0.00	$443.50	3.02%
per additional hour thereafter	$330.55	$340.50	$0.00	$340.50	3.01%
(ii) Non expert witnesses (plus expenses – see below)		(ii) Non expert witnesses (plus expenses - see below)			
		Last YR Fee (ii) Non expert witnesses (plus expenses - see below)			
per hour or part thereof	$274.20	$282.50	$0.00	$282.50	3.03%

continued on next page ...

Name	Year 18/19 Fee (incl. GST)	Year 19/20 Fee (excl. GST)	GST	Fee (incl. GST)	Increase %
SUBPOENA OF DOCUMENTS – SUPPLY OF INFORMATION [continued]					
Time charges listed above to include all time for which council is liable to pay the officer		Time charges listed above to include all time for which council is liable to pay the officer			
		Last YR Fee Time charges listed above to include all time for which council is liable to pay the officer			
PLUS		PLUS			
		Last YR Fee PLUS			
(iii) Travelling and Other Expenses		(iii) Travelling and Other Expenses			
		Last YR Fee (iii) Travelling and Other Expenses			
actual cost if public transport is used		Actual Cost			
		Last YR Fee Actual Cost			
per km each way up to and including 80km, plus Parking fees or tolls where applicable	$3.50	$3.70	$0.00	$3.70	5.71%
per km each way in excess of 80km, plus Parking fees or tolls where applicable	$1.85	$2.00	$0.00	$2.00	8.11%
any out of pocket expenses such as accommodation		Actual Cost			
		Last YR Fee Actual Cost			
SUBPOENAS OR NOTICES TO PRODUCE					
Acceptance of Subpoena/Notice to Produce, Identification and Retrieval of Documentation, Production and/or copying of documentation Min $50		Hourly Wage Rate x Time Spent			
		Last YR Fee Hourly Wage Rate x Time Spent			
Attendance as Witness at Court Charge calculated in accordance with Supreme Court Rules, Schedule G, Table 3, relating to Allowances for Witness as contained in GM Circular 92/9		Hourly Wage Rate x Time Spent			
		Last YR Fee Hourly Wage Rate x Time Spent			