

AGENDA



COUNCIL MEETING

TUESDAY 23 NOVEMBER 2021

6.30pm

Live Streaming of Council Meeting

In the spirit of open, accessible and transparent government, this meeting of the Inner West Council is being streamed live on Council's website. By speaking at a Council meeting, members of the public agree to being recorded and must ensure their speech to the Council is respectful and use appropriate language. A person who uses defamatory, discriminatory or offensive language may be exposed to liability for which Council takes no responsibility. Any part of this meeting that is held in closed session will not be recorded

Pre-Registration to Speak at Council Meetings

Speaking at a Council Meeting is conducted through an online software application called Zoom. Members of the public must register by 2pm of the day of the Meeting to speak at Council Meetings. If you wish to register to speak please fill in a [Register to Speak Form](#), available from the Inner West Council website, including:

- your name;
- contact details;
- item on the Agenda you wish to speak to; and
- whether you are for or against the recommendation in the agenda.

Are there any rules for speaking at a Council Meeting?

The following rules apply when addressing a Council meeting:

- keep your address to the point, the time allowed for each speaker is limited to three minutes. This time limit applies, no matter how many items are addressed by the speaker;
- when addressing the Meeting you must speak to the Chairperson;
- the Chairperson may curtail public participation where the information being presented is considered repetitive or irrelevant; and
- only 3 speakers for and against an Agenda Item are allowed.

What happens after I submit the form?

You will be contacted by Governance Staff and provided with a link to the online meeting. Your request will then be added to a list that is shown to the Chairperson on the night of the meeting. Public speakers will be allowed into the Meeting when it is their time to speak.

Where Items are deferred, Council reserves the right to defer speakers until that Item is heard on the next occasion.

PRECIS

1	Acknowledgement of Country	
2	Apologies	
3	Notice of Webcasting	
4	Disclosures of Interest (Section 451 of the Local Government Act and Council's Code of Conduct)	
5	Moment of Quiet Contemplation	
6	Confirmation of Minutes	Page
	Minutes of 2 November 2021 Extraordinary Council Meeting	5
	Minutes of 9 November 2021 Council Meeting	18
7	Public Forum – Hearing from All Registered Speakers	
8	Condolence Motions	
	Nil at the time of printing.	
9	Mayoral Minutes	
	Nil at the time of printing.	
10	Reports with Strategic Implications	
	Nil at the time of printing.	
11	Reports for Council Decision	
	ITEM	Page
	C1121(2) Item 1 Parking Meter Operations Following Lockdown	26
	C1121(2) Item 2 Annual report 2020-21 (including audited financial statements)	29
	C1121(2) Item 3 Inner West Council News - additional editions	31
	C1121(2) Item 4 December 2021 - June 2022 Events	34
	C1121(2) Item 5 Major Partnerships Program: Carols on Norton and Yabun Festival	40
	C1121(2) Item 6 2021/22 First Quarter Budget Review Error! Bookmark not defined.	
12	Reports for Noting	
	ITEM	Page
	C1121(2) Item 7 Rates Review	66
	C1121(2) Item 8 Investment Report at 31 October 2021	70

C1121(2) Item 9	Sydney Metro West - Bays to CBD Environmental Impact Statement Exhibition	93
C1121(2) Item 10	Public Toilet Strategy construction schedule progress report	95
C1121(2) Item 11	Resident Precinct Committees	100

13 Notices of Motion

ITEM		Page
C1121(2) Item 12	Notice of Motion: Verge Maintenance	106

**Minutes of Extraordinary Council Meeting held remotely and livestreamed on
Council's website on 2 November 2021**

Meeting commenced at 6.35pm

Present:

Rochelle Porteous	Mayor
Pauline Lockie	Deputy Mayor
Marghanita Da Cruz	Councillor
Mark Drury	Councillor
Colin Hesse	Councillor
Sam Iskandar	Councillor
Tom Kiat	Councillor
Victor Macri	Councillor
Lucille McKenna OAM	Councillor
Julie Passas	Councillor
Vittoria Raciti	Councillor
John Stamolis	Councillor
Louise Steer	Councillor
Peter Gainsford	General Manager
Graeme Palmer	Acting Director Planning
Stuart Hull	Acting Director Infrastructure
Caroline McLeod	Acting Director Community
Peter Livanes	Acting Director Corporate
Beau-Jane De Costa	Senior Manager Governance and Risk
Simon Turner	Acting General Counsel
Daryl Jackson	Chief Financial Officer
Katherine Paixao	Governance Coordinator

APOLOGIES:

Motion: (Drury/Hesse)

THAT apologies from Councillors Byrne and York be accepted.

Motion Carried

For Motion: Crs Da Cruz, Drury, Hesse, Iskandar, Kiat, Lockie, Macri, McKenna OAM, Passas, Porteous, Raciti, Stamolis and Steer

Against Motion: Nil

DISCLOSURES OF INTERESTS:

Councillor Lockie declared a non-significant, non-pecuniary interest in Item 21 Notice of Motion: Implementing the NSW Government's Outdoor Dining Initiatives in the Inner West as it mentions the City of Sydney and she works there.

Motion: (McKenna OAM/Steer)

THAT Council note the disclosure of interest.

Motion Carried

For Motion: Crs Da Cruz, Drury, Hesse, Iskandar, Kiat, Lockie, Macri, McKenna
OAM, Passas, Porteous, Raciti, Stamolis and Steer

Against Motion: Nil

C1121(3) Item 1 Simpson Park - Update on Toilets

Motion: (Hesse/Drury)

THAT the report be received and noted.

Motion Carried

For Motion: Crs Da Cruz, Drury, Hesse, Iskandar, Kiat, Lockie, Macri, McKenna
OAM, Passas, Porteous, Raciti, Stamolis and Steer

Against Motion: Nil

C1121(3) Item 2 Investment Report at 30 September 2021

Motion: (Stamolis/Steer)

THAT the report be received and noted.

Motion Carried

For Motion: Crs Da Cruz, Drury, Hesse, Iskandar, Kiat, Lockie, Macri, McKenna
OAM, Passas, Porteous, Raciti, Stamolis and Steer

Against Motion: Nil

C1121(3) Item 3 Notice of Motion: Management of Disability Parking Spaces

Motion: (Stamolis/Steer)

THAT Council receive a report back on its management of disability parking spaces:

- a) number of disability parking spaces in the Inner West, new applications and closed permits (over time);
- b) how people can apply for these spaces;
- c) renewal processes for disability parking spaces;
- d) what process is in place when these spaces are no longer needed;
- e) whether there is a process to open up use of these spaces if the permit holder is away for extended times; and
- f) Has the disabled parking policy been harmonised.

Motion Carried

For Motion: Crs Da Cruz, Drury, Hesse, Iskandar, Kiat, Lockie, Macri, McKenna
OAM, Passas, Porteous, Raciti, Stamolis and Steer

Against Motion: Nil

C1121(3) Item 4 Notice of Motion: Street Tree Planting update**Motion: (Stamolis/Da Cruz)****THAT Council receive a report on:**

- a) on its street tree planting over 2020 and 2021;
- b) where this activity has taken place (by suburb or ward);
- c) how streets are selected for tree planting;
- d) how consultation with residents takes place;
- e) how narrow footpaths and pedestrian access are managed; and
- f) the latest information on Canopy; the Audit of Public Trees; and a Delivery program on reaching the Inner West targets set out in the Tree DCP including additional planting in the roadways and the current unused budget funds for tree planting including money from WestConnex, Metro, 5million trees and Council.

Motion Carried**For Motion:** Crs Da Cruz, Drury, Hesse, Iskandar, Kiat, Lockie, Macri, McKenna
OAM, Passas, Porteous, Raciti, Stamolis and Steer**Against Motion:** Nil

Councillor Passas left the Meeting at 6:50 pm.

C1121(3) Item 5 Notice of Motion: Code Red for Humanity**Motion: (Da Cruz/Hesse)****THAT Council:**

1. Note the United Nations (UN) has issued a code Red for Humanity advising that only with immediate, deep and sustained reductions in greenhouse gas emissions, including methane gas, is it possible to limit global warming to 1.5 degrees celsius and avoid the consequences of greater global warming including intense and frequent hot extremes, heatwaves, and heavy precipitation and, in some regions, agricultural and ecological droughts;
2. Note that if other countries were to adopt emissions targets similar to our own, it is very likely that global temperatures would increase by at least 2 degrees, and possibly by as much as 3 degrees;
3. Write to the Prime Minister and the Minister for Energy and Emission Reductions asking the Government commit to a 2030 target for at least a 75% reduction in emissions;
4. Call on our local Federal Members for Grayndler, Barton, Reid and Sydney to take the Community Protection Pledge;
5. Note the “NSW Audit Report: Managing climate risks to assets and services” and call on the Premier, the Treasurer and Minister of Planning to urgently adopt the recommendations; and

6. While preparing Council's next Community Strategic Plan, Delivery Program, Short and Long Term Financial Plans, Planning Instruments consideration will be given to the *Climate Risk Ready NSW Guide and Course* and the improvement of council's overall and interim net zero targets, in line with the "Race to Zero Starting Line" criteria, and other initiatives for keeping global warming to 1.5 degrees.

Motion Carried

For Motion: Crs Da Cruz, Drury, Hesse, Iskandar, Kiat, Lockie, Macri, McKenna OAM, Porteous, Raciti, Stamolis and Steer

Against Motion: Nil

Absent: Cr Passas

Councillor Passas returned to the Meeting at 6:55 pm.

C1121(3) Item 6 Notice of Motion: Establishment of Residents' Precinct Committees for the Inner West Council

Motion: (Porteous/Stamolis)

THAT Council:

1. Notes that Resident Precinct Committees are committees of residents run by residents in a defined geographical area of the LGA with the support and assistance of Council;
2. Notes that they enable people to become involved in council issues and their community in area the area they live in and meetings are open to all local residents;
3. Notes that Resident Precinct Committees are an effective way of involving the community in planning and decision making;
4. Notes that Resident Precinct Committees need to supported by a council officer; should ensure Ward Councillors are regularly invited to attend meetings and be resourced with no cost for venue hire and assistance with costs for circulating minutes and agendas to the local area; and
5. Brings a report on Residents' Precinct Committees and how they can be established and implemented in the Inner West Council to the November 23 Ordinary meeting including proposed consultation on introducing Resident Precinct Committees, costings, additional staffing required and potential relationship between advisory committees and resident committees.

Motion Carried

For Motion: Crs Da Cruz, Hesse, Kiat, Lockie, Macri, Porteous, Stamolis and Steer

Against Motion: Crs Drury, Iskandar, McKenna OAM, Passas and Raciti

C1121(3) Item 7 Notice of Motion: Ending Period Poverty in the Inner West

Motion: (McKenna OAM/Steer)

THAT Council:

- 1. Receive a report from Council Officers on a pilot program of supplying free period products in Council-run libraries, pools, community centres, sporting ground change rooms, and highly utilised public toilets. The report include an assessment of the need for the service and the costs; and**
- 2. Consult with relevant community organisations, health services, schools and sports clubs about the pilot in developing the report.**

Motion Carried

For Motion: Crs Da Cruz, Drury, Hesse, Iskandar, Kiat, Lockie, Macri, McKenna OAM, Passas, Porteous, Raciti, Stamolis and Steer

Against Motion: Nil

C1121(3) Item 8 Notice of Motion: Easton Park Sporting Field Surface

Motion: (Drury/Iskandar)

THAT Council:

- 1. Undertake a resurfacing of the Easton Park sporting field surface during the current offseason to allow the ground to be playable for the 2022 winter season; and**
- 2. Write to the Government seeking consideration of extension and connection of the proposed Rozelle Parklands into Easton Park to create one continuous green space and request again that the Government commence the development of the Master Plan for the Rozelle Parklands, including the transparent disclosure of costings, as a precondition for Council accepting care, control and management of the Parklands.**

Motion Lost

For Motion: Crs Drury, Iskandar, McKenna OAM, Raciti and Stamolis

Against Motion: Crs Da Cruz, Hesse, Kiat, Lockie, Macri, Passas, Porteous and Steer

Foreshadowed Motion (Kiat/Lockie)

THAT Council receive a report on the officers' reassessment of the prioritisation of resurfacing of major parks that require this work in the coming years.

Motion Carried

For Motion: Crs Da Cruz, Drury, Hesse, Iskandar, Kiat, Lockie, Macri, McKenna OAM, Passas, Porteous, Raciti, Stamolis and Steer

Against Motion: Nil

C1121(3) Item 9 Notice of Motion: Closure of Path through Leichhardt Secondary

Motion: (Da Cruz/Steer)

THAT Council write to the department of education requesting that the path opposite Hill Street Leichhardt, connecting Balmain Road to Derbyshire Street be kept open to the public.

Motion Carried

For Motion: Crs Da Cruz, Drury, Hesse, Iskandar, Kiat, Lockie, McKenna OAM, Porteous, Raciti, Stamolis and Steer

Against Motion: Crs Macri and Passas

Foreshadowed Motion (Passas/Macri)

THAT this item is deferred to get further detail on the reasoning for the closure.

This foreshadowed motion lapsed.

C1121(3) Item 10 Notice of Motion: Inquiry Investigation

Motion: (Passas)

THAT Council:

- 1. Wants an Inquiry Investigation by the NSW Auditor General to ascertain whether improvements are required on the culture and performance of this Council; and**
- 2. Notes the leadership turmoil on the first Inner West Council.**

This motion lapsed for want of seconder.

C1121(3) Item 11 Notice of Motion: Cost Benefits

Motion: (Passas/Macri)

THAT a full report come back to Council detailing the benefits and costs and why the Inner West Council should remain a member of SSROC, Local Government NSW and other such groups.

Motion Lost

For Motion: Crs Macri, Passas, Raciti and Stamolis

Against Motion: Crs Da Cruz, Drury, Hesse, Iskandar, Kiat, Lockie, McKenna OAM, Porteous and Steer

C1121(3) Item 12 Notice of Motion: Meals on Wheels

Motion: (Passas/Raciti)

THAT Council widely advertises the availability on the Meals On Wheels to residents in the Local Government Area.

Motion Carried

For Motion: Crs Da Cruz, Hesse, Iskandar, Kiat, Macri, Passas, Porteous, Raciti, Stamolis and Steer

Against Motion: Crs Drury, Lockie and McKenna OAM

C1121(3) Item 13 Notice of Motion: Thrive By Five

Motion: (Drury/Lockie)

THAT Council:

1. Endorse the Thrive by Five campaign to support high-quality, universally accessible and affordable early learning and childcare;
2. Formally advise Local Government NSW and Australian Local Government Association, that Council has endorsed the Thrive by Five campaign and supports the Associations in their involvement in the campaign;
3. Write to Prime Minister Scott Morrison, the Leader of the Opposition Anthony Albanese, the Minister for Education and Youth Alan Tudge, the Shadow Minister for Early Childhood Education and Youth Amanda Rishworth & our local Federal Member(s) of Parliament, seeking bipartisan support for the campaigns objectives; and
4. Endorse the distribution and display of the Thrive by Five information on Council premises, primarily in childcare centres, as well as involvement in any relevant actions arising from the initiative.

Motion Carried

For Motion: Crs Da Cruz, Drury, Hesse, Iskandar, Kiat, Lockie, Macri, McKenna OAM, Porteous, Raciti, Stamolis and Steer

Against Motion: Cr Passas

Councillor Passas left the Meeting at 8:17 pm.

C1121(3) Item 14 Notice of Motion: Progress Pride Flag

Motion: (Lockie/McKenna OAM)

THAT Council:

1. Flies the Progress Pride Flag instead of the Rainbow Flag during Mardi Gras Festival (February/March) and Pride Month (June) each year, and at other times significant to the LGBTIQ+ community as required or requested;
2. Allocates funding for this initiative, which staff have estimated will cost around \$600, from the Wellbeing materials budget;
3. Ensures the existing Rainbow Flags are reused or recycled; and
4. Notes that Council's LGBTIQ Working Group has expressed its support for this change.

Motion Carried

For Motion: Crs Da Cruz, Drury, Hesse, Iskandar, Kiat, Lockie, Macri, McKenna
OAM, Porteous, Raciti, Stamolis and Steer

Against Motion: Nil

Absent: Cr Passas

Councillor Passas returned to the Meeting at 8:20 pm.

C1121(3) Item 15 Notice of Motion: Mental Health

Motion: (Drury/McKenna OAM)

THAT:

1. Council notes that October is Mental Health Month and we congratulate staff for putting together a program to mark this with a video competition, collaborative art projects, inclusive story time, online dance class, and social connection opportunities. We note the tone of the activities is to provide opportunities to get involved and improve mental health; and
2. Noting the impact of COVID and the lockdowns on our mental health and that some people may not recognise the first signs of mental ill health we determine to set aside \$5K to engage a reputable organisation to offer to local non-government staff, volunteers, residents and such as mental health first aid so they are better equipped to spot the early signs of ill health and help link residents in need to appropriate services.

Motion Carried

For Motion: Crs Da Cruz, Drury, Hesse, Iskandar, Kiat, Lockie, Macri, McKenna
OAM, Porteous, Raciti, Stamolis and Steer

Against Motion: Nil

Abstained: Cr Passas

Councillor Raciti retired from the Meeting at 8:35 pm.

C1121(3) Item 16 Notice of Motion: Implement Inner West Council Public Toilet Strategy

Motion: (Steer/Lockie)

THAT Council:

1. Prioritise the first annual review of the public toilet strategy resolved by Council on 13 October 2020;
2. Prioritise for construction the projects identified in the public toilet strategy, with Camperdown Memorial Rest Park toilet given first priority;
3. Update Councillors at the meeting on 23 November 2021 with a progress report on the schedule for construction of projects identified in the public toilet strategy;
4. Staff review whether funding for the public toilet strategy in the 2021-2022 budget is adequate and if found to be inadequate, devise appropriate solutions and report findings to Council;
5. Note that the Council website information about the public toilet strategy has not been updated since 4 September 2020; and

- 6. Update the Council website with accurate and up to date information about the projects identified in the public toilet strategy.**

Motion Carried

For Motion: Crs Da Cruz, Drury, Hesse, Iskandar, Kiat, Lockie, Macri, McKenna OAM, Passas, Porteous, Stamolis and Steer

Against Motion: Nil

Absent: Cr Raciti

C1121(3) Item 17 Notice of Motion: Gladstone Park Repairs

Motion: (Porteous/Drury)

THAT Council urgently complete the repairs to Gladstone Park entrance and the Darling Street roundabout.

Motion Carried

For Motion: Crs Da Cruz, Drury, Hesse, Iskandar, Kiat, Lockie, Macri, McKenna OAM, Passas, Porteous, Stamolis and Steer

Against Motion: Nil

Absent: Cr Raciti

C1121(3) Item 18 Notice of Motion: LEP - Inner West Open Space

Motion: (Macri/Stamolis)

THAT Council prepare a report for the LEP:

- 1. Which suburbs in or Local Government Area are the most deficient in open space;**
- 2. What mechanisms and tools council can use to increase open space;**
- 3. Is it more achievable adding to existing open space or creating new ones;**
- 4. Where does the creation of open space sit in councils list of priorities;**
- 5. What funding is available for the creation of open space;**
- 6. Is there a strategic plan for the creation of open space; and**
- 7. With a strategic plan can we go to the State government for grant funding to help us achieve this goal.**

Motion Carried

For Motion: Crs Da Cruz, Drury, Hesse, Iskandar, Kiat, Lockie, Macri, McKenna OAM, Passas, Porteous, Stamolis and Steer

Against Motion: Nil

Absent: Cr Raciti

Councillor Passas left the Meeting at 8:47 pm.

C1121(3) Item 19 Notice of Motion: Inner West Council Land and Property Register
Motion: (Stamolis/Macri)

THAT Council to report on:

1. A plan to update the Land and Property Register;
2. Provide summary financial and statistical detail about the status of the register;
3. Publish the register in a format that can be copied and pasted;
4. Identify how the register can be kept up-to-date; and
5. Identify how changes to the register can be reported to Councillors

Motion Carried

For Motion: Crs Da Cruz, Drury, Hesse, Iskandar, Kiat, Lockie, Macri, McKenna
OAM, Porteous, Stamolis and Steer

Against Motion: Nil

Absent: Cr Passas and Raciti

Councillor Passas returned to the Meeting at 8:51 pm.

C1121(3) Item 20 Notice of Motion: Council Commits to Newtown Breakaways and Improvements at H J Mahoney Oval

Motion: (Porteous/Hesse)

THAT:

1. Council commits to the immediate rectification of a safe playing surface for Mahoney Oval in preparation for the 2022 AFL season;
2. A report be brought to the next Council meeting outlining how remedial action can be undertaken by Council as soon as possible to provide improvements to the amenities building including player toilets and change facilities to accommodate women, storage, umpires room, canteen, adequate power and external lighting and improved public toilets; and
3. Council brings a further report to Council on the proposal to develop a comprehensive plan to completely upgrade the amenities building and undertake appropriate works. The upgrade to provide player change facilities (with special emphasis on women), adequate club and equipment storage, umpires facilities, medical/first aid room, canteen and patrons' facilities, indoor training and social gathering space.

Motion Carried

For Motion: Crs Da Cruz, Drury, Hesse, Iskandar, Kiat, Lockie, Macri, McKenna
OAM, Passas, Porteous, Stamolis and Steer

Against Motion: Nil

Absent: Cr Raciti

C1121(3) Item 21 Notice of Motion: Implementing the NSW Government's Outdoor Dining Initiatives in the Inner West

Motion: (Drury/Lockie)

THAT Council:

1. Welcome the NSW Government's alfresco dining policy announcement including;
2. Endorse the use of private land for outdoor dining as provided for in the *State Environmental Planning Policy (Exempt and Complying Development Codes) Further Amendment (Outdoor Dining) 2021* and encourage use of the provisions by Inner West businesses;
3. Immediately identify sections of Council controlled land to made available for outdoor dining. Locations are to be identified and tabled for endorsement at the next ordinary Council meeting;
4. Make an application for the full \$500 000 in grant funding available for main street improvements under the policy with the objective of creating new spaces for outdoor dining around main streets that have an ongoing use beyond the period of the emergency measures; and
5. Create a portal for outdoor dining applications based on that of the City of Sydney.

Motion Carried

For Motion: Crs Da Cruz, Drury, Hesse, Iskandar, Kiat, Lockie, Macri, McKenna OAM, Porteous, Stamolis and Steer

Against Motion: Cr Passas

Absent: Cr Raciti

C1121(3) Item 22 Notice of Motion: Expediting Live Performance Grants

Motion: (Lockie/Hesse)

THAT Council:

1. Expedite the expression of interest process for grants for live performers at outdoor dining locations; and
2. Require that performers must be residents of the Inner West Local Government Area to be eligible to participate in the program, to ensure that the benefit of the program is gained by local artists.

Motion Carried

For Motion: Crs Da Cruz, Drury, Hesse, Iskandar, Kiat, Lockie, Macri, McKenna OAM, Porteous, Stamolis and Steer

Against Motion: Cr Passas

Absent: Cr Raciti

Confidential Session

Motion: (Porteous/Lockie)

THAT Council enter into Confidential session.

Motion Carried

For Motion: Crs Da Cruz, Drury, Hesse, Iskandar, Kiat, Lockie, Macri, McKenna
OAM, Passas, Porteous, Stamolis and Steer
Against Motion: Nil
Absent: Cr Raciti

That in accordance with Section 10A(1) of the Local Government Act 1993, the following matters be considered in Closed Session of Council for the reasons provided:

C1121(3) Item 23 Mayoral Minute: RFT14-21 Bay Run Path and Lighting Upgrade
(Section 10A(2)(c) of the Local Government Act 1993) that would, if disclosed, confer a commercial advantage on a person with whom the council is conducting (or proposes to conduct) business; AND commercial information of a confidential nature (Section 10A(2)(d)(i) of the Local Government Act 1993) that would, if disclosed prejudice the commercial position of the person who supplied it.

Motion: (Porteous/Lockie)

THAT Council move back into the Open Session of the Council Meeting.

Motion Carried

For Motion: Crs Da Cruz, Drury, Hesse, Iskandar, Kiat, Lockie, Macri, McKenna
OAM, Passas, Porteous, Stamolis and Steer
Against Motion: Nil
Absent: Cr Raciti

REPORTS WITH CONFIDENTIAL INFORMATION

C1121(3) Item 23 Mayoral Minute: RFT14-21 Bay Run Path and Lighting Upgrade

Motion: (Porteous/Drury)

THAT:

1. In accordance with Clause 178(1)(b) of the *Local Government (General) Regulation 2005*, Council decline to accept any of the tenders due to the tendered prices being above the allocated budget;
2. In accordance with Clause 178(3)(e) of the *Local Government (General) Regulation 2005*, enter into negotiations with one or more of the tenderers with a view to entering into a contract with one or more of these parties for the staged delivery of the Bay Run Path and Lighting Upgrade construction works; and
3. Pending completion of negotiations with the tenderers under resolution 2 above on terms satisfactory to Council, Council delegate authority to the General Manager to enter into a Contract (or Contracts) no earlier than 5 January 2022 for the Bay Run Path and Lighting Upgrade construction works.

Motion Carried

For Motion: Crs Da Cruz, Drury, Hesse, Iskandar, Kiat, Lockie, Macri, McKenna
OAM, Porteous, Stamolis and Steer

Against Motion: Cr Passas

Absent: Cr Raciti

Meeting closed at 9.19 pm.

Minutes of Ordinary Council Meeting held remotely and livestreamed on Council's website on 9 November 2021

Meeting commenced at 6.31pm

Present:

Rochelle Porteous	Mayor
Pauline Lockie	Deputy Mayor
Darcy Byrne	Councillor
Marghanita Da Cruz	Councillor
Mark Drury	Councillor
Colin Hesse	Councillor
Tom Kiat	Councillor
Victor Macri	Councillor
Lucille McKenna OAM	Councillor
Vittoria Raciti	Councillor
John Stamolis	Councillor
Louise Steer	Councillor
Anna York	Councillor
Peter Gainsford	General Manager
Graeme Palmer	Acting Director Planning
Cathy Edwards-Davis	Director Infrastructure
Caroline McLeod	Acting Director Community
Peter Livanes	Director Corporate
Beau-Jane De Costa	Senior Manager Governance and Risk
Simon Turner	Acting General Counsel
Ken Welsh	Team Leader Transport Planning
Aaron Callaghan	Parks and Recreation Planning Manager
Simon Watts	Social and Cultural Planning Manager
Simon Duck	Senior Manager Sport and Recreation
Katherine Paixao	Governance Coordinator

APOLOGIES:

Motion: (Hesse/Lockie)

THAT apologies from Councillors Iskandar and Passas be accepted.

Motion Carried

For Motion: Crs Byrne, Da Cruz, Drury, Hesse, Kiat, Lockie, Macri, McKenna OAM, Porteous, Raciti, Stamolis, Steer and York

Against Motion: Nil

CONFIRMATION OF MINUTES

Motion: (Hesse/Stamolis)

THAT the Minutes of the Council Meeting held on Tuesday, 26 October 2021 be confirmed as a correct record.

Motion Carried

For Motion: Crs Byrne, Da Cruz, Drury, Hesse, Kiat, Lockie, Macri, McKenna
OAM, Porteous, Raciti, Stamolis, Steer and York

Against Motion: Nil

PUBLIC FORUM

The registered speakers were asked to address the meeting. The list of speakers is available on the last page of these minutes.

Procedural Motion - Suspension of Standing Orders

Motion: (Porteous/Hesse)

THAT Council suspend standing orders to deal with disclosures of interests at this time.

Motion Carried

For Motion: Crs Byrne, Da Cruz, Drury, Hesse, Kiat, Lockie, Macri, McKenna
OAM, Porteous, Raciti, Stamolis, Steer and York

Against Motion: Nil

DISCLOSURES OF INTERESTS:

Councillor Raciti declared a non-significant, pecuniary interest in Item 1 Fee Waivers For Sporting Grounds-Winter 2022 as her husband and son are on the board of Apia Leichhardt and she will leave the meeting during discussion and voting.

Motion: (Macri/Hesse)

THAT Council note the disclosure of interest.

Motion Carried

For Motion: Crs Byrne, Da Cruz, Drury, Hesse, Kiat, Lockie, Macri, McKenna
OAM, Porteous, Raciti, Stamolis, Steer and York

Against Motion: Nil

C1121(1) Item 8 Mayoral Minute: Condolences and Tribute to the life of Max Stahl

Motion:

THAT Council:

- 1. Celebrates and pays tribute to the life of Max Stahl and the role he has played in the path to independence for Timor Leste;**
- 2. Send its sincere condolences to the family of Max Stahl; and**
- 3. Organises an exhibition and event to celebrate and pay tribute to the work of Max Stahl in consultation with the NSW Australian Timor Leste Friendship Network, Tekee Media and the Inner West Friends of Maliana.**

Motion Carried

For Motion: Crs Byrne, Da Cruz, Drury, Hesse, Kiat, Lockie, Macri, McKenna
OAM, Porteous, Raciti, Stamolis, Steer and York

Against Motion: Nil

C1121(1) Item 9 Mayoral Minute: Inner West Light Rail closed for up to 18 months

Motion: (Porteous)

THAT Council:

- 1. Writes to the NSW Minister for Transport requesting an urgent meeting to seek ways to work together to minimise the disruption that will be caused to our community by the closure of the Inner West Light Rail for up to 18 months;**
- 2. Calls on the Minister for Transport to do everything possible to safely get the Inner West Light Rail back up and running as soon as possible;**
- 3. Notes with concern that the type of carriage purchased for the Inner West Light Rail line by the NSW Government is incompatible with the CBD and south-east light rail meaning they are not inter-operable;**
- 4. Confirms the Inner West Council's opposition to the privatising of public transport;**
- 5. Calls for a standardised, publicly owned and run network of trams for Sydney. The Sydney trams system needs to be fully integrated, safe, reliable and accessible;**
- 6. Calls on the Minister to ensure that the same level of accessibility as on the light rail is provided with all replacement buses which should be 100% accessible with low floors;**
- 7. Notes that light rail users have been severely inconvenienced by this decommissioning of the light rail service and that therefore the replacement buses must be provided free of charge to users;**
- 8. Immediately investigate opportunities to bring forward planned in-corridor Greenway works, and the City West Cycle line between the Greenway and the Anzac Bridge;**
- 9. Convene an Inner West Light Rail consultative group to ensure that all organisations and sectors in our community affected by the disruption of the service can liaise with Transport for NSW and the Government;**
- 10. Write to all school principals and P&C's along the Inner West Light Rail Corridor offering assistance in proposing to Transport for NSW, school specific replacement services for their students;**
- 11. Seek urgent advice from Transport for NSW about the use of accessible mini buses instead of coaches as replacement services, allowing greater accessibility and less impact on the local traffic network; and**
- 12. Seek advice from the Government about options being explored to expedite the recommencement of the Inner West Light Rail.**

Motion Carried

For Motion: Crs Byrne, Da Cruz, Drury, Hesse, Kiat, Lockie, McKenna OAM, Porteous, Raciti, Stamolis, Steer and York

Against Motion: Cr Macri

C1121(1) Item 10 Mayoral Minute: Opposition to The Western Harbour Tunnel and Assistance to Residents

Motion: (Porteous)

THAT Council:

- 1. Opposes the Western Harbour Tunnel;**
- 2. Writes to the Minister for Transport seeking a meeting to discuss the urgent need for a comprehensive health study on the documented impacts of WestConnex and the predicted impacts of the Western Harbour Tunnel, including the health impacts resulting from the cumulative impact of Western Harbour Tunnel with other major construction projects;**
- 3. Urgently seek an update on the planned compulsory acquisition of the Balmain Tigers site in Rozelle by Transport for NSW;**
- 4. Bring a report back to the first February 2022 Council meeting providing a project proposal and costings for a comprehensive assessment on the cumulative impacts on the Inner West from the multiple infrastructure projects planned and underway – particularly in the Rozelle, Lilyfield and Balmain areas and in White Bay and Glebe Island;**
- 5. Notes the concerns of many residents that their homes and businesses will be damaged through the tunneling and works that the Western Harbour Tunnel proposes to undertake;**
- 6. Writes to the CEO of Sat-Scan Pty Ltd requesting written confirmation that the ground movement data be provided which would apply to properties affected by the Western Harbour Tunnel as well as those affected by WestConnex within the Inner West Council area. While the general ground movement data will be provided at no cost to Council, that Council also seeks costings from Sat-Scan on providing individual data to impacted local residents and brings this information in a report to the first Council meeting in February 2022;**
- 7. Notes that an online Inner West Council Public meeting on the Western Harbour Tunnel will be held this Thursday 11 November at 6pm on Zoom; and**
- 8. Send this Mayoral Minute to the Mayor and CEO of North Sydney Council.**

Motion Carried

For Motion: Crs Byrne, Da Cruz, Drury, Hesse, Kiat, Lockie, Macri, McKenna
OAM, Porteous, Raciti, Stamolis, Steer and York

Against Motion: Nil

Councillor Macri left the Meeting at 7:47 pm.

C1121(1) Item 11 Mayoral Minute: Callan Park and the Greater Sydney Parklands Trust Bill- funding a SMH ad

Motion: (Porteous)

THAT:

1. Council fund a full page advertisement in the Sydney Morning Herald when it is confirmed that the Greater Sydney Parklands Trust Bill is going to be introduced to Parliament. The advertisement should call for all MPs to reject the Greater Sydney Parklands Trust Bill and to protect Callan Park from development and commercialisation by voting that there be no changes to the *Callan Park (Special Provisions) Act 2002*;
2. The wording of the advertisement to be in line with the resolutions passed by Council on Callan Park and the Greater Sydney Parkland Trust Exposure Bill and Council's submission. Funding for this advertisement has been identified and will come from the Communications budget; and
3. Council be provided with written advice from the New South Wales Electoral Commission and the Office of Local Government regarding advertising during the regulated period.

Motion Carried

For Motion: Crs Byrne, Da Cruz, Drury, Hesse, Kiat, Lockie, McKenna OAM, Porteous, Raciti, Stamolis, Steer and York

Against Motion: Nil

Absent: Cr Macri

Councillor Raciti left the Meeting at 7:48 pm as she declared a non-significant, pecuniary interest in item 1.

Councillor Macri returned to the Meeting at 7:49 pm.

C1121(1) Item 1 Fee Waivers For Sporting Grounds-Winter 2022

Motion: (Hesse/McKenna OAM)

THAT Council:

1. Provide ground hire credits (*as opposed to a refund*) to community-based sporting clubs for unutilised bookings, and that these credits be applied to the 2022 season only; and
2. Note that a number of winter sporting clubs will incur a free season in 2022 as the credit amount is based on the 2020/21 financial year, and

Motion Carried

For Motion: Crs Byrne, Da Cruz, Drury, Hesse, Kiat, Lockie, McKenna OAM, Porteous, Stamolis, Steer and York

Against Motion: Cr Macri

Absent: Cr Raciti

Foreshadowed Motion (Macri)

THAT Council credit the winter community sporting clubs for next season due to their ability to complete their season in the COVID crisis.

This foreshadowed motion lapsed.

Councillor Raciti returned to the Meeting at 7:55 pm.

C1121(1) Item 2 Summer Opening Hours for the Ashfield Aquatic Centre

Motion: (Kiat/Da Cruz)

THAT Council:

- 1. Endorse an increase in opening hours for the Ashfield Aquatic Centre (AAC) for Sat/Sun/Public Holidays from 6pm to 8pm for daylight savings period; and**
- 2. Endorse an increase in opening hours for the AAC for Sat/Sun/Public Holidays from 6pm to 7pm for non-daylight savings period.**

Motion Carried

For Motion: Crs Byrne, Da Cruz, Drury, Hesse, Kiat, Lockie, Macri, McKenna OAM, Porteous, Raciti, Stamolis, Steer and York

Against Motion: Nil

C1121(1) Item 3 2021 Inner West Council Annual Grants

Motion: (Porteous/Lockie)

THAT:

- 1. Council approve the funding recommendations for the Inner West Council 2021 Annual Grant Program contained in Attachments 1-4; and**
- 2. A report be brought back to the first Council meeting in February 2022 on the development of a grants program which provides grants to local main street businesses to improve the accessibility in and to their premises.**

Motion Carried

For Motion: Crs Byrne, Da Cruz, Drury, Hesse, Kiat, Lockie, Macri, McKenna OAM, Porteous, Raciti, Stamolis, Steer and York

Against Motion: Nil

C1121(1) Item 4 Local Traffic Committee Meeting - October 2021

Motion: (McKenna OAM/Macri)

THAT:

- 1. The Minutes of the Local Traffic Committee meeting held on 18 October 2021 be received and the recommendations be adopted; and**
- 2. Delegation be given to the General Manager to approve urgent items supported by the Traffic Committee, in discussion with the Mayor until Ordinary Council Meetings resume in February 2022.**

Motion Carried

For Motion: Crs Byrne, Da Cruz, Drury, Hesse, Kiat, Lockie, Macri, McKenna OAM, Porteous, Raciti, Stamolis, Steer and York

Against Motion: Nil

Councillor Byrne left the Meeting at 8:28 pm.

Councillor Macri left the Meeting at 8:28 pm.

C1121(1) Item 5 Management of Fishing in Council Foreshore Reserves

Motion: (McKenna OAM/Porteous)

THAT:

1. An onsite meeting be convened with local residents and the General Manager and ward councillors be asked to attend to consider the issues that have been raised by speakers and in the report to Council; and
2. Defer this item until the onsite meeting takes place early in the next term of Council. This item be reconsidered at that time.

Motion Carried

For Motion: Crs Da Cruz, Drury, Hesse, Kiat, Lockie, McKenna OAM, Porteous, Raciti, Stamolis, Steer and York

Against Motion: Nil

Absent: Crs Byrne and Macri

Councillor Macri returned to the Meeting at 8:39 pm.

C1121(1) Item 6 Gladstone Park Toilets, Footpaths and Waste Bins

Motion: (Porteous/Stamolis)

THAT Council receive and note the report.

Motion Carried

For Motion: Crs Da Cruz, Drury, Hesse, Kiat, Lockie, Macri, McKenna OAM, Porteous, Raciti, Stamolis, Steer and York

Against Motion: Nil

Absent: Cr Byrne

C1121(1) Item 7 Statistical Report of Code on Conduct Complaints

Motion: (Hesse/McKenna OAM)

THAT Council note the Statistical Report on Code of Conduct Complaints relating to Councillors and the Chief Executive Officer for the period 1 September 2020 to 31 August 2021.

Motion Carried

For Motion: Crs Da Cruz, Drury, Hesse, Kiat, Lockie, Macri, McKenna OAM, Porteous, Raciti, Stamolis, Steer and York

Against Motion: Nil

Absent: Cr Byrne

Councillor Byrne returned to the Meeting at 8:40 pm.

Urgency motion - Banners for election and prepoll

Councillor Byrne requested that an Urgency Motion be considered regarding banners for election and prepoll.

Motion: (Byrne/McKenna OAM)

THAT the matter be considered urgently.

Motion Carried

For Motion: Crs Byrne, Da Cruz, Drury, Hesse, Kiat, Lockie, Macri, McKenna OAM, Porteous, Raciti, Stamolis, Steer and York

Against Motion: Nil

The Chairperson ruled this matter urgent.

Motion: (Byrne/McKenna OAM)

THAT Council install banners notifying the community of the dates for Election Day, Prepoll and information about voting. The banners should be installed on town halls and other highly visible locations (including on or adjacent to all prepoll locations). The cost is to be allocated to election costs.

Motion Carried

For Motion: Crs Byrne, Da Cruz, Drury, Hesse, Kiat, Lockie, Macri, McKenna OAM, Porteous, Raciti, Stamolis, Steer and York

Against Motion: Nil

Meeting closed at 8.45pm.

PUBLIC SPEAKERS:

Item #	Speaker	Suburb
Item 2:	Dylan Griffiths	Ashfield
Item 4:	Ollie (Olivia) Hand	Marrickville
Item 5:	Annette Hartmann	Balmain East
	Margaret Bond	Balmain East
Item 8:	Marie Sheehan	Annandale

Unconfirmed minutes of the Ordinary Council meeting held on 9 November 2021.

Item No: C1121(2) Item 1

Subject: PARKING METER OPERATIONS FOLLOWING LOCKDOWN

Prepared By: Manod Wickramasinghe - Traffic and Transport Planning Manager and Billy Cotsis - Economic Development Team Leader

Authorised By: Cathy Edwards-Davis - Director Infrastructure

RECOMMENDATION

THAT Council maintains its current commitment to continuing the parking meters being turned off on Norton Street, Leichhardt; Darling Street, Rozelle/Balmain, King Street and Enmore Road, Newtown/Enmore until 31 December 2021.

DISCUSSION

At the Council meeting held on 12 October 2021, Council considered a Mayoral Minute on parking meter operations following lockdown

It was resolved that Council:

1. *Extends the period during which parking meters are turned off on Norton Street, Leichhardt; Darling Street, Rozelle/Balmain, King Street and Enmore Road, Newtown/Enmore pending the outcome of consultation with businesses;*
2. *Consult with the local mainstreet business to determine turnover and impact on those businesses with a recommendation to come back to the next available Council meeting in terms of continuing the parking meters being turned off until 31 December 2021; and*
3. *Staff include in the report the reintroduction of parking restriction signage on the streets.*

Parking meter operations on the main streets of Leichhardt, Rozelle, Balmain and Newtown/Enmore were subsequently ceased.

CONSULTATION

In October 2021, Council consulted with businesses and relevant Chambers of Commerce, to inform Council's decision on keeping the parking meters switched off until the end of the year, or whether Council should resume operating the parking meters. A letter was hand delivered to all the businesses on Norton Street, Leichhardt; Darling Street, Rozelle/Balmain, King Street and Enmore Road, Newtown/Enmore.

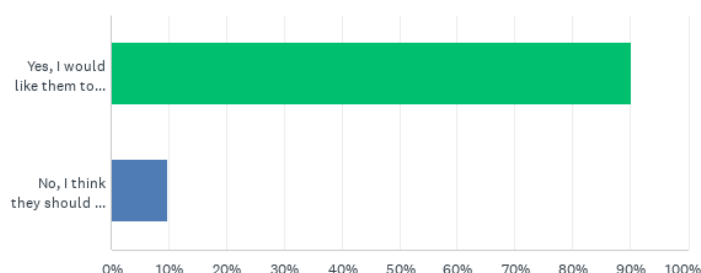
The short survey was completed by 30 October and asked the following questions about parking meters:

- Yes, I would like them to stay de-activated for the rest of the year
- No, I think they should be re-activated in November 2021

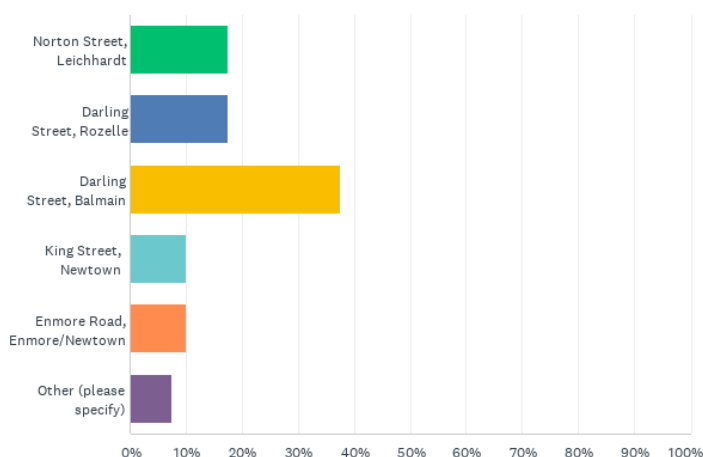
90% of respondents were in favour of keeping the parking meters switched off until the end of the 2021 calendar year. This is in line with feedback from representatives of Chambers of Commerce, who believe that keeping the parking meters switched off will assist businesses during the post-lockdown recovery phase until the end of the year.

Below is the analysis of the yes/no question that was asked and the geographic spread of respondents.

Q1 Do you support the main street parking meters remaining switched off up to and including 31 December 2021?



Q5 Your business address



PARKING RESTRICTIONS

The on-street parking occupancy has been observed to be high.

To temporarily reintroduce timed parking restrictions in lieu of the existing approved ticket parking restrictions on the main streets until 31 December 2021, all ticket parking signage on main streets would need to be updated. This would require support to be sought through the Local Traffic Committee prior to Council's consideration.

Given the timing of the elections and Council meetings, the earliest meeting this could go to would be a February 2022 meeting. It is therefore recommended that no further action be taken with regards to the parking restrictions at this time.

It should be noted that non-metered parking would require enforcement officers to revert to chalking vehicles which is significantly more time-intensive to operate and would impact on operational capacity available to enforce resident parking restrictions, timed parking and safety issues.

FINANCIAL IMPLICATIONS

The financial impact of turning off the parking meters on the main streets from 12 October 2021 until 31 December 2021 was estimated to be up to \$640,000 and was to be funded by Council's Covid-19 business recovery program in the second quarter budget review.

CONCLUSION

It is noted that businesses support the continuation of parking meters being off until the end of the year as it is perceived that this measure will assist businesses during the post-lockdown recovery phase. It is therefore recommended that Council maintain its current commitment to continuing the parking meters being turned off until 31 December 2021.

ATTACHMENTS

Nil.

Item No: C1121(2) Item 2

Subject: ANNUAL REPORT 2020-21 (INCLUDING AUDITED FINANCIAL STATEMENTS)

Prepared By: Prue Foreman - Communications and Engagement Manager

Authorised By: Caroline McLeod - Acting Director Community

RECOMMENDATION

THAT Council receive and note the Annual Report 2020-21 (including audited financial statements), publish the report on Council's website and notify Office of Local Government.

DISCUSSION

Council's Annual Report provides a summary of key achievements and performance against service and financial commitments as outlined in the Delivery Program and annual Operational Plan, for the financial year 1 July 2020 – 30 June 2021.

The achievements are presented under the five strategic directions of the Community Strategic Plan *Our Inner West 2036*.

The Annual report also includes Council's audited financial statements and a range of information required by legislation.

The Annual Report must be finalised within five months of the end of the financial year (by 30 November), published on Council's website and notified to Office of Local Government.

In an ordinary election year, the community strategic plan progress report (State of the Inner West which was endorsed by Council at its meeting on 26 October C1021(3) Item 7), must be appended to the Annual Report.

Presentation of financial statements

The financial statements are presented to Council as part of the Annual Report.

Council prepared the 2020/21 financial statements in accordance with the Local Government Act (s418-420), Local Government Code of Accounting Practice and Australian Accounting Standards.

Under the Act, once Council receives a copy of the auditor's reports, public notice must be given of the Council meeting at which the financial statements will be presented to Council and copies made available for members of the public to inspect and to make submissions within seven days of the public notice.

The auditor's report was received by Council at its meeting on 26 October (Item C1021(3) Item 3). Public notice was published on the Council website and electronic copies of the financial statements were available for download on 29 October. Printed copies of the financial reports were available for inspection at Ashfield, Leichhardt and Marrickville Service Centres on 1 November. Submissions closed on 10 November. Council must refer any submissions to the auditor. At the time of writing, no submissions had been received.

FINANCIAL IMPLICATIONS

Nil.

ATTACHMENTS

The Annual report including audited financial statements will be circulated separately.

Item No: C1121(2) Item 3

Subject: INNER WEST COUNCIL NEWS - ADDITIONAL EDITIONS

Prepared By: Prue Foreman - Communications and Engagement Manager

Authorised By: Caroline McLeod - Acting Director Community

RECOMMENDATION

THAT endorse an 11-month a year publication cycle of Inner West Council News, the official Council newsletter.

DISCUSSION

Council has a range of ways of communicating with its residents, businesses and key stakeholders including social media (Facebook, Instagram, Twitter and YouTube), letterbox drops, paid advertising, media/pr, banners, posters, digital screens and electronic newsletters.

The demise of local and regional printed newspapers in the past few years has been well documented. The Inner West went from four printed local newspapers to one – Inner West Independent, which is not delivered to any households.

Meanwhile Inner West Courier has moved to a digital-only publication which is behind a paywall.

This has left Council without a frequent, reliable print publication that is delivered to all households.

An 11-month a year publication cycle of Inner West Council News, the official Council newsletter would fill this gap.

Inner West Council News is a significant communication channel for residents.

It provides timely, relevant and accurate information on Council programs, activities and achievements.

In the 2021 community satisfaction research (which is demographically representative and statistically valid to a margin of error of +/-3%):

- 58% of the community want to receive information about Council via the Inner West Council News print edition, rising to 75% of residents aged 65 and over
- 59% of the community want to receive information about Council via a flyer/letter to their home, rising to 82% of residents aged 65 and over

Currently, Inner West Council is published six times a year. Previously, it was published quarterly.

It is delivered to all households in the LGA and bulk dropped to Council venues, eg services centres, community centres, libraries and aquatic centres.

The additional a publication of the Inner West News will enable Council have a monthly community engagement page for Council's key community engagement items and could also include a monthly local history article in recognition of the rich local history of the Inner West.

Receiving Information About Council by Demographics

Q6. In the future, how would you prefer to receive information about Council?

	Overall 2021	Male	Female	18-24	25-34	35-49	50-64	65+	Ratepayer	Non-ratepayer
Council's website	80%	83%▲	77%	80%	87%▲	85%▲	78%	61%▼	78%	83%
Word of mouth	77%	78%	77%	92%▲	89%▲	76%	67%▼	65%▼	73%	85%▲
Libraries	77%	77%	77%	85%	87%▲	76%	70%▼	69%▼	74%	83%▲
Other direct email from Council	68%	69%	66%	73%	73%	69%	66%	54%▼	66%	71%
Council's E-news	67%	67%	67%	62%	76%▲	72%	64%	53%▼	64%	72%▲
Community Centres	65%	68%	63%	74%	78%▲	62%	58%▼	54%▼	61%	74%▲
Community organisations/groups	65%	66%	64%	65%	78%▲	63%	60%	55%▼	60%	74%▲
Council notices/posters elsewhere such as parks	64%	66%	62%	65%	72%▲	66%	60%	51%▼	61%	70%▲
Council's Outdoor noticeboards	62%	66%▲	59%	79%▲	76%▲	62%	50%▼	44%▼	54%	77%▲
Customer Service Centres	60%	64%▲	56%	58%	59%	57%	59%	68%▲	59%	61%
Flyer/letter from Council to my home	59%	58%	60%	64%	44%▼	57%	59%	82%▲	60%	56%
Council's bi-monthly printed newsletter 'Inner West Council News'	58%	58%	58%	52%	52%	55%	60%	75%▲	59%	56%
Council's engagement website	56%	62%▲	50%	71%	68%▲	59%	45%▼	34%▼	50%	67%▲
Council's Facebook	47%	46%	47%	85%▲	62%▲	46%	35%▼	10%▼	38%	62%▲
Council's printed Rates Newsletter	40%	40%	41%	23%▼	28%▼	38%	45%	70%▲	48%▲	26%
Radio	40%	42%	38%	48%	53%▲	36%	32%▼	30%▼	35%	49%▲
TV	34%	36%	32%	38%	49%▲	27%▼	25%▼	32%	32%	38%
Council's Instagram	33%	32%	34%	58%▲	55%▲	30%	16%▼	7%▼	26%	46%▲
Print newspapers	33%	37%	31%	41%	32%	26%▼	30%	50%▲	33%	35%
Council's Twitter	24%	27%	22%	48%▲	37%▲	23%	14%▼	5%▼	19%	34%▲
Council's LinkedIn	18%	18%	18%	32%▲	25%▲	18%	14%	3%▼	15%	24%▲
Other	2%	1%	3%▲	0%	1%	3%	4%	3%	3%	2%
Base	1002	483	519	103	246	302	202	148	646	356

▲ ▼ = A significantly higher/lower percentage (by group)

77

Receiving Information About Council by Demographics

Q6. In the future, how would you prefer to receive information about Council?

	Overall 2021	Ward					Time lived in the area			
		Ashfield	Leichhardt	Balmain	Stanmore	Marrickville	Less than 2 years	2-5 years	6-10 years	More than 10 years
Council's website	80%	83%	74%▼	78%	82%	83%	89%	84%	81%	78%▼
Word of mouth	77%	77%	79%	66%▼	82%	79%	82%	89%▲	77%	74%▼
Libraries	77%	85%▲	76%	70%▼	74%	81%	86%	86%	74%	75%
Other direct email from Council	68%	70%	66%	65%	71%	64%	68%	75%	64%	67%
Council's E-news	67%	70%	59%▼	65%	73%	68%	76%	75%	70%	64%▼
Community Centres	65%	72%▲	65%	56%▼	60%	74%▲	76%	75%	62%	63%
Community organisations/groups	65%	70%	59%	60%	64%	72%▲	74%	74%	63%	63%
Council notices/posters elsewhere such as parks	64%	67%	60%	57%▼	70%▲	63%	56%	74%	70%	62%
Council's Outdoor noticeboards	62%	68%	59%	59%	60%	65%	73%	77%▲	65%	57%▼
Customer Service Centres	60%	64%	62%	57%	49%▼	68%▲	64%	61%	50%▼	61%
Flyer/letter from Council to my home	59%	54%	68%▲	65%	50%▼	60%	54%	52%	53%	62%▲
Council's bi-monthly printed newsletter 'Inner West Council News'	58%	54%	63%	55%	54%	64%	66%	55%	51%	59%
Council's engagement website	56%	61%	50%	49%	57%	61%	75%▲	74%▲	48%	52%▼
Council's Facebook	47%	44%	50%	34%▼	49%	52%	80%▲	66%▲	46%	38%▼
Council's printed Rates Newsletter	40%	37%	42%	47%	34%▼	45%	29%	24%▼	30%▼	47%▲
Radio	40%	37%	41%	27%▼	50%▲	39%	60%▲	52%▲	34%	36%▼
TV	34%	34%	37%	23%▼	36%	37%	36%	45%▲	30%	32%
Council's Instagram	33%	31%	34%	20%▼	38%	37%	64%▲	58%▲	31%	24%▼
Print newspapers	33%	32%	37%	34%	30%	36%	38%	39%	25%▼	34%
Council's Twitter	24%	28%	18%	14%▼	27%	32%▲	45%▲	36%▲	20%	20%▼
Council's LinkedIn	18%	20%	14%	10%▼	20%	25%▲	29%	21%	17%	17%
Other	2%	3%	4%	1%	2%	2%	2%	1%	2%	3%
Base	1002	196	203	156	245	202	83	130	157	632

▲ ▼ = A significantly higher/lower percentage (by group)

78

It is also mailed to approx. 200 addresses.

FINANCIAL IMPLICATIONS

The cost per edition is approximately \$30,000. The additional cost for five editions is approximately \$150,000 (approximately \$1.90/household/month).

The additional cost can be met in the Communications budget of \$254,000 p.a. that was previously allocated to the weekly Council column page. This budget also covers letterbox distribution, banner production, newspaper advertising (including the SMH Callan Park ad resolved by Council), COVID-19 communication and other communications.

ATTACHMENTS

Nil.

Item No: C1121(2) Item 4

Subject: DECEMBER 2021 - JUNE 2022 EVENTS

Prepared By: Michael Daly - Events Manager

Authorised By: Caroline McLeod - Acting Director Community

RECOMMENDATION

THAT Council:

1. Proceed with New Year's Eve Balmain Operations as previously delivered in 2019 (pre-Covid) including no fencing or ticketing of Balmain foreshore parks;
2. Cancel Summer Fest and reallocate this funding of \$74,237 to free small-scale cultural activities (\$30,000) and the Outdoor Dining program (\$42,237) to ensure continuing activations within the Inner West during the summer period working within Public Health Orders;
3. Change the Carnival of Cultures date to September/October 2022 utilising the 22/23 budget allocation for this event; and
4. In place of the 2022 Bairro Portugues which would be greatly impacted by Public Health Order density limits in March 2022, implement an events program of smaller scale activities with local Petersham businesses and Portuguese community groups as part of Inner West Fest; allocating the \$93,914 event budget as follows, \$40,000 for a Petersham activation program and the remaining \$53,914 for the Outdoor Dining program; and

BACKGROUND

As a result of the COVID-19 pandemic, the Public Health Orders have had a significant impact on the delivery of Council's large- and small-scale events since 2020. This paper provides an overview of the events planned between December 2021 and June 2022 and in some cases recommends the events take place at another time of year or the funding be reallocated to other initiatives.

DISCUSSION

In line with information currently available in the NSW Government Roadmap for easing COVID-19 restrictions, there is a strong likelihood that all large-scale events (over 1,000 people) will require a 2sqm density limit under Public Health Orders moving into early 2022. It is not known when further clarity will be provided by the NSW Government on future restrictions moving into 2022 and as such there is still considerable uncertainty on what rules will apply when planning for large scale events in this period.

2022 Smaller scale activations / events

Despite this uncertainty, Council is planning a program of multiple smaller scale cultural activations and events as the Inner West opens. These events that are listed in **Attachment A** outline the small-scale events that will take place from January-June 2022 and Council can have the confidence to deliver these events under any public health orders. Most of these events are free to enter for the public.

These events and activations have been either designed or are already operating within Covid restrictions such as density limits or attendance caps to enable delivery.

2022 Large Scale events

In the first three months of 2022, there are four large-scale events scheduled that will still be significantly impacted by the prospect of density limits of 2sqm, attendance caps and other factors such as vaccination status along with the continued uncertainty around these rules. These large-scale events require a minimum of four months to plan and prepare, included in this timeframe is planning time for approvals around traffic and road closures, permits such as Section 68, food safety and liquor licenses as well as procuring stallholders and performers to participate.

The table below provides an overview of the large-scale events, funding and recommended actions. Following the table, a more detailed overview is presented of each event.

Event and location	Scheduled date	Budgeted Cost	Recommendation and rationale
New Year's Eve Balmain Foreshore Parks	31 December 2021	\$92,771	Deliver as per pre-Covid operations as these operations do not fall under definition of a "controlled event" as per the Public Health Order.
Summer Fest Enmore	February 2022	\$74,237	Cancel and reallocate funding to smaller cultural activations in Enmore / Marrickville and Outdoor Dining program.
Carnival of Cultures Ashfield	February 2022	\$75,412	Reschedule event from February to September/October 2022.
Bairro Portuguese Petersham	March 2022	\$93,914	Cancel and implement a smaller scale events program to ensure Petersham businesses and Portuguese community groups are supported for 2022.
Bluesfest, Lilyfield	April 2022	\$24,523	Deliver as scheduled
Anzac Day Dawn Service, Balmain	April 2022	\$15,200	Deliver as scheduled
Movies in the Park, Dulwich Hill	May 2022	\$24,523	Deliver as scheduled
Celebrate 2044!, Tempe	May 2022	\$23,383	Deliver as scheduled

New Year's Eve

The Public Health Order for New Year's Eve restrictions have not been released. City of Sydney are providing 9pm and midnight shows with four barges in the harbour, which includes two barges on the western side of the Bridge. There are seven foreshore parks on the Balmain peninsula that Council manages on the night due to people seeking vantage points for the fireworks.

Council does not run an "event" on New Year's Eve but only delivers operational support for local police through the installation of infrastructure such as toilets, lighting towers, VMS

boards and the implementation of a traffic management plan to mitigate traffic congestion on the peninsula. Council also provides staff that clean the park throughout the night and the next day. People are utilising Council's parks as vantage points and not attending a Council delivered event.

As Council does not run any events on New Year's Eve in Balmain, the current advice from Leichhardt Local Area Command is for Council to deliver as per 2019 operations. This means that parks should not be fenced or ticketed. Should any new Public Health Orders require a density limit or attendance cap then these Balmain parks would need to be fenced and ticketed for Council to comply with the rules; this would add substantially to the cost of these operations. Additionally, many of these parks cannot be fenced due to their borders being surrounded by neighbouring houses and as such these parks would need to be closed if density limits were imposed by the Public Health Order (as Council did in 2020).

To manage crowd numbers along with risk and safety on the night, it is proposed that we do not promote any Balmain parks on the Sydney NYE website, which promotes vantage points to visitors. A number of other Councils are undertaking this approach. With any communications messaging for NYE to focus on local Balmain residents attending the parks but not promoting these sites to greater Sydney.

Summer Fest

The Summer Fest event was an outcome from a Council resolution in 2019, as a result of Council no longer delivering the 26 January event. In February 2020, Summer Fest was to take place in Enmore Park and was cancelled due to extreme weather on the day of the event. The event did not take place in 2021 as part of the cancellation of large-scale events due to Covid impacts. As such Summer Fest has never been delivered as part of Council's events program.

Given the continued uncertainty around Public Health Orders and the scheduled date of this event in February not allowing suitable planning time, it is proposed that rather than delivering Summer Fest, that funds allocated to this event – \$74,237 could be directed to support smaller cultural activities including projects with local musicians in Inner West parks that are free for the public and with a focus on the Enmore/Marrickville area. Details of this program would be finalised once Public Health Orders for the beginning of 2022 were released by the NSW Government and Councillors would be briefed on the proposed program at that time. The program could be delivered for \$30,000 with the remaining \$44,237 going towards the Outdoor Dining program.

Carnival of Cultures

Carnival of Cultures has taken place on many dates across the calendar over time; in 2019 it was delivered in February. This is an unsuitable time for this outdoor event as it has been regularly impacted by high summer temperatures including a 47 degree day in 2018.

There is still uncertainty around ongoing government restrictions such as density limits for February 2022. To ensure a 2sqm density limit and attendance cap for this event then fencing and ticketing (free) would be required, and this would impact the atmosphere of the event and significantly increase budget costs.

As such, it is proposed that staff look into the possibility of running this event later in 2022, in September or October during Sydney's Spring Festival period. This is proposed as a solution to high summer temperatures that have impacted the event and will also allow sufficient planning timing for its delivery given, we are less than 4 months out from its schedule delivery. This would mean that the 21/22 budget allocation for Carnival of Cultures would be allocated to Council's savings and the 22/23 budget allocation would be applied to the September/October event.

Bairro Portugues

Bairro Portugues is traditionally held in early March. If this event was to go ahead under a 2sqm density limit, this site would only be able to accommodate in the order 1,500 people at any given time. This would lead to a diminished atmosphere, reduced sales for stallholders and risk and safety issues for patrons lining up along the roadside particularly New Canterbury Rd, where they would block local business frontages. Additionally, a free ticketing system may need to be implemented to ensure safe management of event attendees, which would be viewed unfavourably by the community.

With uncertainty remaining over what Public Health Orders will look like in early 2022 there is a high risk of attempting to deliver Bairro Portugues in March 2022. This includes having sufficient planning time for approvals around traffic and road closures, Section 68 requirements and liquor licenses and encouraging stallholders and performers to participate.

It is proposed that to address these impacts, Bairro Portugues not be delivered in 2022 but in its place Petersham businesses and Portuguese community organisations could be engaged to undertake multiple smaller scale events and activations within local restaurants, businesses and venues as part of Inner West Fest during March, whilst still operating within the Public Health Orders of the time. This would ensure that these businesses would still be showcased to the wider community and could encourage business activity. Savings from the street festival could be directed to businesses and community groups through an EOI process to deliver the activation program. The Economic Development team would work closely with businesses to ensure engagement around this option.

Bairro Portugues is budgeted to be delivered for \$93,914. For 2022, these funds would be directed towards the delivery of a Petersham cultural festival of smaller scale events which could be delivered for \$40,000 with the remaining \$53,914 being allocated to the Outdoor Dining program.

FINANCIAL IMPLICATIONS

The above initiatives are all funded through the operational plan.

ATTACHMENTS

1. [Council Event Plan 2022](#)

IWC EVENT PROGRAM 2022

Dates	Events	Where
2021 – April 2022	Outdoor Dining & Live Entertainment Program – minimum 6mths period Performance/activations in businesses and streets through EOI process.	Across LGA
February	Feel the Love Mardi Gras (Free entry)	
Feb – May	Council grant recipients will be encouraged to deliver during this period. (Free entry)	Across LGA
January – March (Proposed in Report)	Proposed use of cancelled Summer Fest funds to support music activations in public spaces such as Park Rotundas program and Live Entertainment in Inner West (Free entry)	Marrickville, Enmore
25 February – 10 April	<p>INNER WEST FEST program</p> <ul style="list-style-type: none"> • Lighting the Town Halls program – Ashfield Service Centre, Marrickville Town Hall (Free entry) • Events at venues – The Great Club, Lazybones, Gasoline Pony, Red Rattler, Pratten Park Bowling Club, Midnight Special, Precinct 75, including music and art installations (some Free Entry) • Dulwich Hill Laneway program (over multiple weekends) working with locals and schools (Free entry) • Marrickville laneway event incl. live music (Free entry) • Marrickville Town Hall After Hours • Theatre performances in Mungo Scott building, Red Rattler, classical and world music performances, world music workshops. (some Free entry) • Art Installations and workshops in Fox's Lane, Ashfield (Free entry) • Shopfront Photo Installations in Stanmore businesses (Free entry) • Markets at Reverse Garbage, Maker Space, The Factory (Free entry) • Circus performances/workshops in parks (Free entry) • Children's Writer Festival, Marrickville Library. (Free entry) • Eko African Music Festival • St Peters Community Festival (Free Entry) • Studio ARTES Inner West - Open Day (Free Entry) • Chinese traditional performances – Chinese Lunar New Year (Free entry) • Aboriginal workshops and performances (Free entry) 	Ashfield, Marrickville, Stanmore Wards
March	• EDGE activities including - <i>CICEM</i> – Saura Indonesian Dance in Marrickville (Free Entry)	

	<ul style="list-style-type: none"> • <i>My Plate Your Plate</i> Refugee art project – launch in Ashfield Plaza, <i>Foxes Lane artwork</i> and lane activation – Ashfield (Free Entry) • Giant projections <i>Wendy Yu – Acts of Holding Dance</i> – of dancers in action – Leichhardt/Ashfield (Free Entry) 	
March	Launch 3 new public artworks - Parramatta Rd (Free entry)	Leichhardt
March	Seniors Week (Free entry)	Across LGA
March	International Women's Day (Free entry)	TBC
March (Proposed in Report)	Petersham business and community group activations program with repurposed funding from Bairro Portugues (Free entry)	Petersham
April	Youth Week (Free entry)	Across LGA
April	ANZAC Day (Free entry)	Balmain
April	Bluesfest	Lilyfield
April – May	EDGE performances (Free entry)	Leichhardt
April – May	Art Camp on the GreenWay including <i>Stencil Art Prize</i> - workshops and launches (Free entry)	Lilyfield
May	Citizen of the Year/ Amy Large Volunteer Awards (Free entry)	
May	Movies in the Park	Dulwich Hill
May	Celebrate 2044!	Tempe
May	Reconciliation Week (Free entry)	Across LGA
September	Carnival of Cultures	Ashfield

Item No: C1121(2) Item 5

Subject: MAJOR PARTNERSHIPS PROGRAM: CAROLS ON NORTON AND YABUN FESTIVAL

Prepared By: Michael Daly - Events Manager

Authorised By: Caroline McLeod - Acting Director Community

RECOMMENDATION

THAT Council:

1. **Provide an additional \$20,000 funding to the Leichhardt Espresso Choir to deliver the 2021 Carols on Norton event with these funds reallocated from the Summer Fest 2022 budget; and**
 2. **Delegate authorisation to the General Manager to allocate funding up to \$30,000 for Yabun Festival once program details are confirmed.**
-

BACKGROUND

This paper addresses the funding of programs that are delivered as part of Council's Major Partnership Program and considers a request for additional funding from Leichhardt Espresso Choir to deliver their 2021 Carols on Norton event and discusses arrangements for Yabun Festival 2022.

DISCUSSION

Carols on Norton 2021

Leichhardt Espresso Choir are planning to deliver Carols on Norton on 19 December 2021 in Pioneer's Park in Leichhardt. Each year, the Choir receives \$30,000 financial support from Council to deliver this event as well as fee waiver hire. The event includes carols performances, lantern making workshops and a parade and has been running for approximately 18 years.

In addition to the \$30,000 provided by Council, the Espresso Choir has at previous events, contributed its own additional funding to cover the costs of the event. The Choir has raised these funds through fundraising activities undertaken throughout the year in the lead up to Christmas. The Choir has estimated that its contribution to the event is an additional \$20,000 per event. As no Leichhardt Espresso Choir concerts have been able to be run in 2020 and 2021 due to Covid impacts, these fundraising options have not been available to Choir for 2021. The Leichhardt Espresso Choir have formally requested that Council provide the additional \$20,000 to cover the full costs of delivering the Carols on Norton event. Given that Council didn't provide funding for the event in 2020 it is proposed that the additional \$20,000 could be reallocated from the events program.

Yabun Festival

For the 2021 event, Council supported Yabun Festival for \$2,000 in response to a reduced festival program delivered during restrictive Public Health Orders and Covid impacts. Regarding the 2022 Yabun Festival, Council staff have contacted Yabun Festival organisers to determine how they will be delivering their festival event in 2022 due to Covid impacts and probable Public Health Orders on density limits.

At the time of writing, Yabun Festival had not finalised the scale of the program to be delivered in 2022. This may not be resolved until December given the changing circumstances of Public Health Orders and Covid impacts. As such this report proposes that Council authorise the General Manager to make a determination on Council financial support on this event once a final program has been provided by organisers.

FINANCIAL IMPLICATIONS

The \$20,000 requested by the Leichhardt Espresso Choir can be re-allocated from the Summer Fest budget.

Funding for the Yabun Festival is contained within the 2021/22 Operational Budget.

ATTACHMENTS

1. Request from Leichhardt Espresso Chorus

From: Lisa Maffina <lmaffina@ozemail.com.au>

Sent: Wednesday, 10 November 2021 10:05 AM

To: Mayor, Rochelle Porteous <rochelle.porteous@innerwest.nsw.gov.au>; michae.deegan@innerwest.nsw.gov.au <michae.deegan@innerwest.nsw.gov.au>

Cc: Michelle Leonard <michelle@moorambilla.com>

Subject: Carols on Norton 2021

Some people who received this message don't often get email from lmaffina@ozemail.com.au. [Learn why this is important](#)



To the CEO and Mayor of Inner West Council

As you know we are delighted to be holding Carols on Norton on 19 December 2021 with the support of Inner West Council. We are excited to participate in this wonderful community event that has been running for around 18 years.

We want to thank you for the \$30,00 grant which has been provided to support Carols on Norton and the fee waivers granted for our bookings to date. In recent years the cost of the event has exceeded this level of funding and we have had recent discussions concerning an additional grant of \$20,000 which would be required to deliver this long standing and inclusive community event.

Since 2017 Leichardt Espresso Chorus (LEC) has been in ongoing conversations with Erla Ronan from the Inner West Council clearly articulating that an additional cost of \$20,000 per year was required to ensure the standard, style and scope of this event has been met. In past years the LEC has contributed in both a financial and performance sense to the success of Carols on Norton.

Unfortunately 2020 and 2021 has seen no concerts and we have been unable to fundraise which would allow us to contribute the extra \$20,000 for Carols on Norton (a figure that is already significantly lower than any other community based carols concert of the standard in Sydney as benchmarked in the application to council).

We are utterly committed, after 18 years to continue to support with our lanterns, our ongoing rehearsals and our relationships with the media plus our in-kind support as in previous years.

To allow us to finalise planning and commit to expenditure with musicians and event managers etc we seek confirmation as soon as possible of the total funding that will be provided by IWC for Carols on Norton.

Lisa Maffina President Leichhardt Espresso Chorus 0417 429 956	Michelle Leonard OAM Artistic director Moorambilla Voices, Leichhardt Espresso Chorus 0412 333 579
---	---



Sent from [Mail](#) for Windows

Item No: C1121(2) Item 6

Subject: 2021/22 FIRST QUARTER BUDGET REVIEW

Prepared By: Daryl Jackson - Chief Financial Officer

Authorised By: Peter Livanes - Director Corporate

RECOMMENDATION

THAT the First Quarter Budget Review for 2021/22 be adopted.

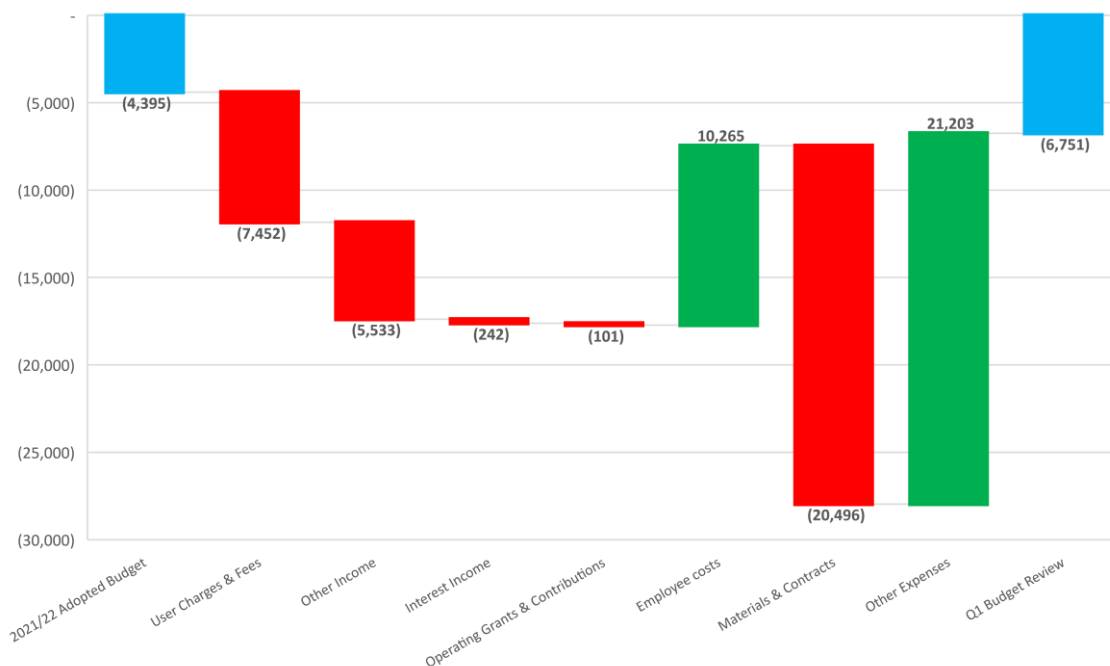
DISCUSSION

This first quarter budget review has been built in line with the new reporting structure replacing the existing structure. The reporting structure now includes twenty-nine service units, against the past sixteen reporting service units.

This report provides a comprehensive high-level overview of Council's financial position as at 30 September 2021. Any forecast results are projections as at 30 June 2022. Council has updated its projected budget result to \$32.8 million, this is an increase of \$12.1 million from the 2021/22 Adopted Budget. Excluding capital revenue, a deficit of \$6.8 million has been projected against the Adopted Budget Deficit of \$4.4 million.

During the quarter, a detailed review of both operating and capital budgets have been undertaken reconfirming the budget projections for the current financial year.

The change in the Full Year Operating Budgeted Result Before Capital Grants and Contributions is predominantly due to –



- User Charges and Fees, Other Income primarily reduce due to COVID-19
 - Decrease in revenue of \$12.9m – aquatic centres, parking meters, childcare centres, venue and sportsfield hire, council property leases, debt collection recovery cost, parking fines.
 - Decrease in operating expenditure of \$12.7m – casual staff and vacant positions (includes timing to refill positions), materials and contracts (disposal costs, consultants and contractors).
- Interest Income has been adjusted by (\$0.2m) to reflect the current market investment offerings for non-fossil fuel and socially responsible investments.
- Efficiency savings increased by \$8.5m for vacant positions to date and due to the delay in replacing staff who left Council.
- Natural account (expenses) mapping changes between Materials & Contracts and Other Expenses have been included. This is in line with direction from Local Government.

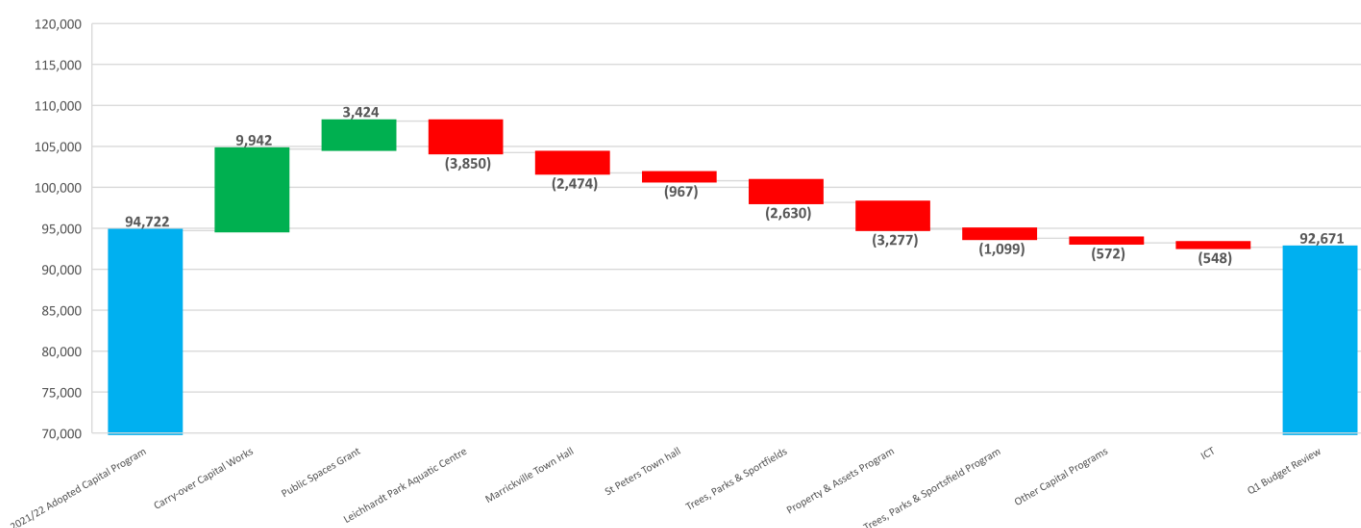
The Capital Budget will be reviewed throughout the financial year on an ongoing basis with the capital works managers. Changes to the Capital Works will be brought to Council through future QBRs.

Cash Flow forecasts of major projects will be monitored ensuring the expenditure remains in line with the budget. September 2021 year to date capital expenditure totals approximately \$7.4 million.

Summary of Budget Movements

The following are key movements with a brief explanation and impact on Council's budget:

- Decreased Capital Expenditure \$2.1m –
 - Deferral of projects from 2020/21 \$9.9m - refer to Item 1 in Attachment 1
 - Deferral of projects to future years \$12.0m - refer to Item 2 in Attachment 1.



- Forecast decrease in revenue relating to User Charges & Fees -
 - Children's Service - \$1.6m as a result of COVID-19
 - Aquatics Services - \$3.9m as a result of COVID-19
 - Traffic & Transport Planning - \$1.3m as a result of turning the parking meters off during COVID-19
- Forecast decrease in Other Income –
 - Parking & Ranger Services - \$4.8m due to COVID-19
- Forecast increase in Capital Grants \$14.5m - Item 13 in Attachment 1.
- Forecast decrease in Employment Costs –
 - Vacant positions which include hiring staff to replaced staff who left Council.
- Materials and Contracts -
 - Change to mapping of natural accounts as required by Local Government. The offset is within Other Expenses.
- Other Expenses -
 - Change to mapping of natural accounts as required by Local Government. The offset is within Materials and Contracts.

Further details can be found in the September 2021 QBRs Movements section of this report.

Report by the Responsible Accounting Officer of Council

Section 203(2) of the Local Government (General) Regulation 2005 requires a report by Council's responsible accounting officer regarding the Council's financial position at the end of each quarter.

The responsible accounting officer is of the opinion that the Quarterly Budget Review Statement for the Inner West Council for the quarter ended 31 September 2021 indicates that Council's projected financial position at 30 June 2022 has improved due to the reduced amount of operating expenditure and deferral of capital expenditure to future years.

ATTACHMENTS

1. [↓](#) September 2021 QBRs Financial Statements & Movements

September 2021 QBRs Financial Statements & Movements.

1) Primary Financial Statement

Description	Original Budget \$'000	Proposed Adjustments \$'000	Forecast Budget \$'000	Actual YTD \$'000
Income				
Rates & General Revenue	123,703	-	123,703	30,804
User Charges & Fees	45,071	(7,452)	37,619	7,433
Domestic Waste Charge	37,459	-	37,459	9,424
Interest Income	4,205	(242)	3,963	747
Other Income	22,342	(5,533)	16,809	1,542
Operating Grants & Contributions	10,006	(101)	9,905	1,451
Capital Grants & Contributions	25,054	14,471	39,525	7,913
Profit or Loss on Disposal	(1,606)	-	(1,606)	-
Total Income	266,234	1,143	267,377	59,314
Expense				
Employee costs	120,930	(10,265)	110,665	27,314
Materials & Contracts	55,699	20,496	76,195	14,126
Borrowing Costs	979	-	979	149
Depreciation & Amortisation	31,983	-	31,983	7,685
Other Expenses	35,984	(21,203)	14,781	3,575
Total Expense	245,575	(10,972)	234,603	52,849
Operating Surplus/(Deficit)	20,659	12,115	32,774	6,465
Operating Surplus/(Deficit) before Capital	(4,395)	(2,356)	(6,751)	(1,448)
Capital Expenditure				
Capital Works Program	91,664	(2,051)	89,613	6,414
Loan Principal	3,058	-	3,058	985
Total Capital Expenditure	94,722	(2,051)	92,671	7,399
Funding				
Net Working Capital Drawdown	38,914	(14,166)	24,748	(3,207)
Net Overheads Reallocation	-	-	-	-
Depreciation Contra	35,149	-	35,149	7,685
Total Funding	74,063	(14,166)	59,897	4,478
Net Budget Position	-	-	-	3,544

2) September 2021 QBRS Movements

Item	Description	\$'000 Movement
	Income	
	User Charges & Fees	
3	Decreased Revenue - Children's Services	(1,554)
4	Decreased Revenue - Community Centres	(24)
5	Decreased Revenue - Community Venues	(159)
6	Decreased Revenue - Aquatic Services	(3,927)
7	Decreased Revenue - Parks Planning and Recreation	(389)
8	Decreased Revenue - Resource Recovery	(81)
9	Decreased Revenue - Traffic & Transport Planning	(1,318)
		(7,452)
	Other Income	
10	Decreased Revenue - Finance	(175)
11	Decreased Revenue - Properties & Strategic Investments	(47)
5	Increased Revenue - Community Venues	1
4	Decreased Revenue - Community Centres	(27)
12	Decreased Revenue - Living Arts	(1)
7	Decreased Revenue - Parks Planning and Recreation	(62)
6	Decreased Revenue - Aquatic Services	(369)
13	Increased Revenue - Capital Projects	20
14	Decreased Revenue - Facilities Management	(39)
15	Decreased Revenue - Environmental Health & Building Regulation	(56)
16	Decreased Revenue - Parking & Ranger Services	(4,778)
		(5,533)
	Capital Grants & Contributions	
13	Increased Revenue - Capital Projects	14,471
		14,471
	Operating Grants & Contributions	
24	Decreased Revenue - Community Wellbeing	(11)
13	Decreased Revenue - Capital Projects	(57)
17	Increased Revenue - Urban Ecology	48
30	Decreased Revenue - Resource Recovery Planning	(81)
		(101)
	Interest Income	
18	Decreased Revenue - Corporate Support Services	(242)
		(242)
	Total Income	1,143

Item	Description	\$'000 Movement
	Operating Expenditure	
	Employee costs	
19	Decreased Expenditure - Office of the General Manager	(29)
20	Increased Expenditure - People & Culture	270
21	Decreased Expenditure - Business Excellence	(41)
10	Increased Expenditure - Finance	246
22	Decreased Expenditure - Governance & Risk	(10)
23	Decreased Expenditure - Libraries and History	(19)
5	Decreased Expenditure - Community Venues	(98)
4	Decreased Expenditure - Community Centres	(37)
12	Increased Expenditure - Living Arts	95
24	Decreased Expenditure - Community Wellbeing	(53)
25	Decreased Expenditure - Social and Cultural Planning	(38)
6	Decreased Expenditure - Aquatic Services	(2,361)
7	Decreased Expenditure - Parks Planning and Recreation	(47)
26	Increased Expenditure - Communications, Engagement & Corporate Strategy	127
27	Increased Expenditure - Infrastructure Management	91
28	Decreased Expenditure - Fleet	(45)
29	Increased Expenditure - Urban Sustainability	205
30	Increased Expenditure - Resource Recovery Planning	91
17	Decreased Expenditure - Urban Ecology	(6)
31	Decreased Expenditure - Urban Forest	(4)
32	Decreased Expenditure - Corporate Management	(73)
18	Decreased Expenditure - Corporate Support Services	(8,529)
		(10,265)
	Materials & Contracts	
20	Increased Expenditure - People & Culture	228
10	Decreased Expenditure - Finance	(151)
33	Increased Expenditure - ICT	579
3	Increased Expenditure - Children's Services	169
23	Increased Expenditure - Libraries and History	250
5	Increased Expenditure - Community Venues	105
4	Decreased Expenditure - Community Centres	(26)
12	Decreased Expenditure - Living Arts	(88)
24	Increased Expenditure - Community Wellbeing	10
6	Decreased Expenditure - Aquatic Services	(699)
7	Decreased Expenditure - Parks Planning and Recreation	(13)
34	Increased Expenditure - Strategic Planning	601
35	Increased Expenditure - Economic Development	88
14	Decreased Expenditure - Facilities Management	(455)
13	Increased Expenditure - Capital Projects	20
17	Increased Expenditure - Urban Ecology	88
29	Decreased Expenditure - Urban Sustainability	(10)
30	Increased Expenditure - Resource Recovery Planning	82
9	Decreased Expenditure - Traffic & Transport Planning	(29)
15	Decreased Expenditure - Environmental Health & Building Regulation	(5)
16	Decreased Expenditure - Parking & Ranger Services	(30)
18	Decreased Expenditure - Corporate Support Services	(1,681)
36	Account Mapping Changes	21,463
		20,496
	Other Expenses	
12	Increased Expenditure - Living Arts	45
25	Increased Expenditure - Social and Cultural Planning	250
7	Decreased Expenditure - Parks Planning and Recreation	(35)
36	Account Mapping Changes	(21,463)
		(21,203)
	Total Operating Expenditure	(10,972)

Item	Description	\$'000 Movement
	Capital Expenditure	
	Materials & Contracts	
1 & 33	Decreased Expenditure - ICT	(548)
1 & 13	Decreased Expenditure - Capital Projects	(11,445)
2 & 33	Carry-over Capital Works from 2020/21 - ICT	187
2 & 12	Carry-over Capital Works from 2020/21 - Living Arts	186
2 & 18	Carry-over Capital Works from 2020/21 - Corporate Services	40
2 & 13	Carry-over Capital Works from 2020/21 - Capital Projects	9,529
		(2,051)
	Total Capital Expenditure	(2,051)
	Net Working Capital Drawdown	
6	Increase - Aquatic Services	1,236
21	Decrease - Business Excellence	(41)
13	Decrease - Capital Projects	(16,330)
3	Increase - Children's Services	1,723
26	Increase - Communications, Engagement & Corporate Strategy	127
4	Decrease - Community Centres	(12)
5	Increase - Community Venues	165
24	Decrease - Community Wellbeing	(32)
32	Decrease - Corporate Management	(73)
18	Decrease - Corporate Support Services	(9,928)
35	Increase - Economic Development	88
15	Increase - Environmental Health & Building Regulation	51
14	Decrease - Facilities Management	(416)
10	Increase - Finance	270
28	Decrease - Fleet	(45)
22	Decrease - Governance & Risk	(10)
33	Increase - ICT	218
27	Increase - Infrastructure Management	91
23	Increase - Libraries and History	231
12	Increase - Living Arts	239
19	Decrease - Office of the General Manager	(29)
16	Increase - Parking & Ranger Services	4,747
7	Increase - Parks Planning and Recreation	356
20	Increase - People & Culture	498
11	Increase - Properties & Strategic Investments	47
8	Increase - Resource Recovery	81
30	Increase - Resource Recovery Planning	254
25	Increase - Social and Cultural Planning	212
34	Increase - Strategic Planning	601
9	Increase - Traffic & Transport Planning	1,289
17	Increase - Urban Ecology	34
31	Decrease - Urban Forest	(4)
29	Increase - Urban Sustainability	195
	Total Net Working Capital Drawdown	(14,166)

ITEM 1 – Unfinished Capital Projects from 2020/21

Item	Description	\$'000 Movement	Commentary
1	2020-21 Carryover	9,942	
	Capital Projects		
	Traffic Facilities	15	Toothill Street & Victoria Street raised pedestrian crossing - budget for design and construction in financial year 2021/22.
			• Dibble Avenue Waterhole Remediation Plan final playground and site reinstatement works delayed due to COVID-19 and wet weather.
	Stormwater Upgrade	889	• Various multi-year projects balance carried over such as Addison Road Community Centre Raingarden, Albion Street / Young Street Pipeline Replacement, Hill St & Mackenzie St Inlet Pit and Annandale Street / Albion Street.
	Bridges	469	Booth Street Bridge delayed due to design changes and COVID-19.
			• LR03 delayed due to COVID-19.
	Cycleways	1,547	• WestConnex projects delayed due to traffic lights approval by TfNSW.
			• RR07 balance to complete stage 2 in 2021-22 financial year.
	Car Parks	220	Seaview Street Carpark Contract awarded. Carry over funds for completion for 2021/22 financial year.
			• Dulwich Hill Station Centre Upgrade traffic lights approval delayed by TfNSW.
			• Alex Trevallion completion delayed to 2021/22 financial year due to wet weather, materials supply and site issues.
	Town Centres Upgrade	1,247	• Ashfield Town Centre delay of completion of art work including related structural and electrical works.
			• Darling Street Between Union Street & Little Nicholson to complete works in 2021-22 financial year.
	Urban Amenity Improvement Program	141	Completion of Artwork construction is being held up by lack of resources due to COVID-19 issues and traffic light approval by TfNSW.
	Trees, Parks & Sportfields	(583)	Greenway balancing multi-year budget - Overspend due to timing of 43 Hercules Street purchase combined with underspend in other areas.
			• Tempe synthetic turf delayed by wet weather and material supply issues.
			Carry over for completion in 2021/22 financial year.
	Parks Capital and Assets Capital	2,950	• Henson Park Works completed in August except final electrical works delayed by Ausgrid power shut down schedule. Budget required for final payments.
			• Parks footpath renewal - procurement in progress for delivery in 2021-22.
	Sea Walls Capital	5	Dobroyd Parade/City West Link - rock armour wall - TfNSW Licence Survey requirements at completion.
	Wharves Capital	100	Balmain Rowing Club Foreshore Access Ramp contribution to be completed by the Club.
	Capital Program Children and Family Services	34	Deborah Little Early Learning Centre design in progress and minor works completed with remaining budget to carry over for construction in 2021/22 financial year.
			• Herb Greedy Hall renewal works is a multi year project. Design procurement in progress with remaining budget carried over to 2021/22 financial for construction delivery.
	Capital Program Community Services	1,282	• Tom Foster Community Centre renewal works design in progress with carry over of budget to complete design and construction in 2021/22 financial year.
			• Marrickville & St Peters Town Hall external works procurement completed with carry over of budget for construction in 2021/22 financial year.
			• Ashfield Civic Centre upgrade design review in progress. Interim air conditioning repairs completed with carry over budget for construction in 2021/22 financial year.
	Capital Program Property & Assets	310	• Petersham Kindergarten (KU Petersham) refurbishment project scoping and structural investigation undertaken pending. Carry over budget for project delivery in 2021/22 financial year.
			• Hazardous materials removal general completed under budget in 2020/21 financial year. Carry over unspent budget for multi year program.
	Capital Program Recreation and Aquatics	853	• Dawn Fraser Pool upgrade works completed with final invoices from builder and consultant to be paid in 2021/22 financial year.
			• Ashfield Aquatic Centre rollover of unspent budget to complete car park and shade works in 2021/22 financial year.
			• Darley Road Amenities (Amenities Block Buildings) design review in progress with carry over of budget for 2021/22 financial year.
	Capital Program Trees Parks & Sportsfield	50	• Camperdown Memorial rest new toilet design in progress with carry over budget for 2021/22 financial year.
			• HJ Mahoney Amenities refurbishment carry over for project delivery scheduled for 2021/22 financial year.

Item	Description	\$'000 Movement	
1	2020-21 (Continued)	2021-22	Commentary
	ICT		
	Technology One	112	Consulting availability from Tech one and project delays by IWC , works being completed in 2021/22 financial year
	ICT Applications	54	Rollover of budget for the booking system project which is continuing in the 2021/22 financial year.
	ICT Infrastructure	47	Rollover of budget for the WAN links renewal which is continuing in the 2021/22 financial year.
	ICT Collaboration	(1)	Works completed in 2020/21 financial year for the website phase two single customer portal payment gateway resulting in a reduction in budget for 2021/22 financial year.
	ICT Data	(25)	Works completed in 2020/21 financial year for works ICT data management resulting in a reduction in budget for 2021/22 financial year.
	Living Arts		
	Arts Projects	186	<ul style="list-style-type: none"> Signs for Traditional Owners Acknowledgement project is passed onto the Wellbeing Team. The Stanmore Ward public artwork – project is completed. Datchett St Incinerator Removal & Interpretation Piece – project is in progress, engineer has started assessing the structural safety and requirements. To be completed by March 2022.
	Corporate Support Services		
	Enterprise & Strategic Asset Management Implementation	40	Delayed due to resourcing with works to be completed in the 2021/22 financial year.

ITEM 2 – Capital Projects Movement from Original Budget

Item	Description	\$'000 Movement	Commentary
2		2021-22	
		(11,993)	
	Capital Projects		
			Projects deferred as 1:1 grant funding not approved. Increase Moore Street - Balmain Road to Mackenzie Street by \$215k fully funded by LRCI Phase 2
	Regional Roads Renewal	(405)	NB: Movement of Regional and Local Roads is \$765k with increase due to LRCI Phase 2 funding. Funding requirement to undertake infrastructure projects which are additional to projects that Council had planned to undertake using their own funds. \$500k Barton Avenue (Dalhousie Street to Hawthorne Parade) added to be fully funded by LRCI Phase 2.
	Local Roads Renewal	1,170	NB: Movement of Regional and Local Roads is \$765k with increase due to LRCI Phase 2 funding. Funding requirement to undertake infrastructure projects which are additional to projects that Council had planned to undertake using their own funds.
	Kerb & Gutter Renewal	(50)	Defer Miller Avenue to allow for design in 2021/22 financial year and construction in 2022/23 financial year. Bringing forward Marion Street-Renwick Street to Elswick Street as replacement project. • (\$470k) Illawarra Road (Sydenham Road to Marrickville Road) and Sydney Street (Sydenham Road to Marrickville Road) - design in 2021/22 financial year and defer construction to 2022/23 financial year.
	Footpaths Renewal	(370)	• (\$100k) Frampton Avenue (Frampton Lane to Seymour Lane) completed in 2020/21 financial year. • \$200k Farr Street end of Street to Sydenham Road bring forward as replacement project.
	Footpaths Upgrade	150	Rose Street Annandale retaining wall renewal fully funded by LRCI Phase 2.
	Traffic Facilities	642	Grant funding approved for Black Spot, LRCI Phase 2 and Federal Stimulus School Zone projects.
	Stormwater Renewal	118	Marlborough Street Leichhardt, Pipeline rehabilitation increase.
	Stormwater Upgrade	(480)	Liberty Street drainage design & investigations deferred to allow to define scope.
	Cycleways	(900)	• (\$1,100k) Lilyfield Road Cycleway deferred due to impacts of COVID-19 on community engagement. • \$200k Bicycle Logos funded by LRCI Phase 2.
	Car Parks	(280)	Charles Street and Chester Street carpark deferred to allow for design in 2021/22 financial year and construction in 2022/23 financial year. • (\$1,015k) Marrickville Road (EAST) design in 2021/22 financial year and construction in 2022/23 financial year. • (\$400k) Elliot Street intersection design in 2021/22 financial year and construction in 2022/23 financial year.
	Town Centres Upgrade	(774)	• (\$100k) Birchgrove Road & King Street intersection design deferred to 2023/24 financial year to align with construction. • \$741k Dulwich Hill Station Centre Upgrade approved DPIE "High St" and TFNSW Black Spot Grant.
	Urban Amenity Improvement Program	1,459	Approved grant variation.
	Trees, Parks & Sportfields	(2,630)	Greenway timeline has been delayed due to Council Elections in December 2021. Tender approval to go to Council in February 2022 and defer Hawthorne Canal shared path to 2022/23. • \$3,424k Public spaces grant funding for Bay Run Lighting, 3 Cahill Street and Lewis Herman Reserve. • (\$120k) Ferris Lane deferred to allow for rezoning and Community Garden Group formation.
	Parks Capital and Assets Capital	3,079	• (\$95k) Centenary Park upgrade deferred to allow for PoM and sportsfield upgrade program development. • (\$80k) Park signage deferred to allow for corporate signage strategy development. • \$50k movement in various other projects. • \$50k Addison Road Early Learning Centre for softfall replacement works. • \$50k Deborah Little Early Learning Centre for softfall replacement works. • \$50k John McMahon Child Care Centre for softfall replacement works.
	Capital Program Children and Family Services	192	• \$25k Leichhardt Park Child Care Centre upgrade to complete air conditioning works. • \$17k Leichhardt Park Child Care Centre for shade sail. • \$226k Leichhardt Town Hall renewal works rephased for lighting installation. • (\$435k) Petersham Town Hall upgrade works construction rephased to 2022/23 financial year.
	Capital Program Community Services	(3,630)	• \$20k fire panels and smoke detectors for Hannaford Community Centre and Whites Creek Cottage & Stables. • (\$2,474k) Marrickville Town Hall internal refurbishment funding for consultancy for feasibility in 2021/22 financial year and remaining budget for 2022/23 financial year. • (\$967k) St Peters Town hall internal refurbishment funding for consultancy for feasibility in 2021/22 financial year and remaining budget for 2022/23 financial year.

Item	Description	\$'000 Movement	Commentary
2		2021-22	
	Capital Program Property & Assets	(3,227)	<ul style="list-style-type: none"> • (\$735k) Leichhardt Oval upgrade works design to be completed in 2021/22 financial year with construction rephased to 2022/23 financial year co-ordinated with sports. • (\$217k) Paringa Reserve Elliot Street New Kiosk rephased to 2022/23 financial year to allow for DA approval and procurement. • (\$453k) St Peters Depot Building A upgrade works rephased to 2022/23 financial year to allow for planning works. • (\$500k) Gladstone Park upgrade works location engagement and design to be completed in 2021/22 financial year and construction to commence in 2022/23 financial year. • (\$610k) Beach Burrito Refurbishment design to be completed in 2021/22 financial year to allow for DA approval and construction to commence in 2022/23 financial year. • (\$352k) St Peters Depot Building C Shed and other refurbishment rephased to 2022/23 financial year while planning is completed in 2021/22 financial year. • (\$220k) Tempe Reserve Tempe Jets Club Refurbishment rephased to 2022/23 financial year to allow demolition or design to be completed in 2021/22 financial year. • (\$150k) Energy efficiency and solar projects moved to 2022/23 financial year where program will be completed. • \$10k fire panels and smoke detectors for Callan Park Recreational Hall. • (\$500k) AKAC upgrade works consulting works to be completed in 2021/22 financial year with the remaining budget rephased to 2022/23 financial year. • (\$660k) Tempe Reserve Robyn Webster building refurbishment design to be completed in 2021/22 financial year with construction to commence in 2022/23 financial year.
	Capital Program Recreation and Aquatics	(4,410)	<ul style="list-style-type: none"> • (\$3,850k) Leichhardt Park Aquatic Centre consultancy and early works to commence in 2021/22 financial year with balance of budget rephased to 2022/23 financial year. • \$600k Dawn Fraser Bath Northern Pavilion to complete WHS compliance repair work. • (\$180k) Richard Munden Reserve Amenities rephased to 2022/23 financial year. • (\$50k) Leichhardt Park No 2 Amenities upgrade & canteen rephased to 2022/23 financial year to allow scoping. • (\$139k) Leichhardt Park Caretaker Cottage rephased to 2022/23 financial year to allow Crown lands requirements to be reviewed. • (\$395k) Elkington Park Cottage restoration works rephased to 2022/23 financial year to allow design and procurement to be completed in 2021/22 financial year. • (\$100k) Hoskins Park new toilet rephased to 2022/23 to follow park design. • \$50k HJ Mahoney Amenities refurbishment to allow design in 2021/22 financial year with \$270k allocated for construction in 2022/23 financial year. • (\$65k) Johnson Park Toilets refurbishment rephased to 2022/23 financial year to coordinate with park upgrade and toilet refurb package • (\$220k) Yeo Park Amenities Block and Rotunda refurbishment rephased to 2022/23 financial year to allow for CMP by Parks Planning.
	Capital Program Trees Parks & Sportsfield	(1,099)	<ul style="list-style-type: none"> • (\$100k) Hoskins Park new toilet rephased to 2022/23 to follow park design. • \$50k HJ Mahoney Amenities refurbishment to allow design in 2021/22 financial year with \$270k allocated for construction in 2022/23 financial year. • (\$65k) Johnson Park Toilets refurbishment rephased to 2022/23 financial year to coordinate with park upgrade and toilet refurb package • (\$220k) Yeo Park Amenities Block and Rotunda refurbishment rephased to 2022/23 financial year to allow for CMP by Parks Planning.
	ICT		
	ICT Applications	(90)	HR system and GIS desktop software works moved to operating from capital due to the nature of the works.
	ICT Infrastructure	(309)	ICT data centre migration works moved to operating from capital due to the nature of the works.
	ICT Data	(149)	ICT analytics migration works moved to operating from capital due to the nature of the works.

ITEM 3 – Children's Services

Decrease User Charges & Fees	\$1,554k
Increase Materials & Contracts	\$169k
Increase Transfer from Net Working Funds	\$1,723k

- Reduction in childcare fees due to low utilisation, with some effect as a result of COVID-19.
- Additional allocation of facilities maintenance & cleaning costs. Budget funded from facilities maintenance budget.

ITEM 4 - Community Centres

Decrease User Charges & Fees	\$24k
Decrease Other Income	\$27k
Decrease Employee Costs	\$37k
Decrease Materials & Contracts	\$26k
Decrease Transfer from Net Working Funds	\$12k

- Due to COVID-19, community centres revenue reduced in the first quarter.
- Due to COVID-19, community centres revenue expenses variable to revenues were reduced.

ITEM 5 – Community Venues

Decrease User Charges & Fees	\$159k
Increase Other Income	\$1k
Decrease Employee Costs	\$98k
Increase Materials & Contracts	\$105k
Increase Transfer from Net Working Funds	\$165k

- Due to COVID-19, community venues revenue reduced in the first quarter.
- Due to COVID-19, community venues revenue expenses variable to revenues were reduced.
- Additional allocation of facilities maintenance & cleaning costs. Budget funded from facilities maintenance budget.

ITEM 6 - Aquatic Services

Decrease User Charges & Fees	\$3,927k
Decrease Other Income	\$369k
Decrease Employee Costs	\$2,361k
Decrease Materials & Contracts	\$699k
Increase Transfer from Net Working Funds	\$1,236k

- Due to COVID-19, aquatic facilities were not operated in first quarter resulting in loss of revenue.
- Due to COVID-19, aquatic facilities were not operated in first quarter resulting in savings in employee costs from casuals and materials & contracts from expenses variable to revenues.
- Transfer of \$140k budget to support community grants as result of COVID-19.

ITEM 7 - Parks Planning and Recreation

Decrease User Charges & Fees	\$389k
Decrease Other Income	\$62k
Decrease Employee Costs	\$47k
Decrease Materials & Contracts	\$13k
Decrease Other Expenses	\$35k
Increase Transfer from Net Working Funds	\$356k

- Due to COVID-19, sports field hire and property lease revenue reduced in the first quarter.
- Due to COVID-19, sports field hire and property lease expenses variable to revenues were reduced.

ITEM 8 - Resource Recovery

Decrease User Charges & Fees	\$81k
Increase Transfer from Net Working Funds	\$81k

- Closure of weekend tip during COVID-19 lockdown resulting in decreased user charges and fees.

ITEM 9 - Traffic & Transport Planning

Decrease User Charges & Fees	\$1,318k
Decrease Materials & Contracts	\$29k
Increase Transfer from Net Working Funds	\$1,289k

- Impacts of COVID-19 on parking meter revenue.
- Decrease of bank charges due to loss of revenue.

ITEM 10 - Finance

Decrease Other Income	\$175k
Increase Employee Costs	\$246k
Decrease Materials & Contracts	\$151k
Increase Transfer from Net Working Funds	\$270k

- External debt collection will not be collected as a result of COVID-19 until December 2021.
- Increase in employee cost due to positions being incorrectly phased in the original budget.

ITEM 11 - Properties & Strategic Investments

Decrease Other income	\$47k
Increase Transfer from Net Working Funds	\$47k

- Rent relief provided as a result of the impact of COVID-19.

ITEM 12 - Living Arts

Decrease Other Income	\$1k
Increase Employee Costs	\$95k
Decrease Materials & Contracts	\$88k
Increase Other Expenses	\$45k
Increase Capital Expenditure - 2020-21 Unfinished Project	\$186k
Increase Transfer from Net Working Funds	\$239k

- Rent relief provided as a result of the impact of COVID-19.
- Align Start Strong Pathways Grant to the agreement
- Transfer of material & contracts to employee costs to engage a casual instead of an external contractor.
- Small grant scheme expense in other expenses transferred from Parks Planning and Recreation.

ITEM 13 - Capital Projects

Increase Other Income	\$20k
Increase Capital Grants & Contributions – 2020/21 Unfinished Projects	\$4,723k
Increase Capital Grants & Contributions	\$9,748k
Decrease Operating Grants & Contributions	\$57k
Increase Materials & Contracts	\$20k
Increase Capital Expenditure – 2020/21 Unfinished Projects	\$9,529k
Decrease Capital Expenditure	\$11,445k
Decrease Transfer from Net Working Funds	\$16,330k

- Energy savings credits received in quarter one.
- Increase in capital grants & contributions for unfinished 2020-21 projects due to timing of receipt. Cycleway grants will be invoiced on completion and LRCI Phase 2 on achieving milestones.
- Capital grants movement due to
 - \$5,903k Parramatta Road Urban Amenity Improvement Program
 - \$1,220k LRCI Phase 2 funding
 - \$2,375k Public Spaces Grant funding
 - \$1,500k Road Safety Program (School Zones Infrastructure) and Black Spot Program
 - \$300k Greenway Central Links
 - \$200k DPI&E "High St" Grant for Dulwich Hill Station
 - (\$1,100k) Lilyfield Cycleway deferred due to covid impacts on engagement
 - (\$500k) Greenway TFNSW Grant – timeline deferred due to Council Elections in December with tender approval to submitted for approval in February.
 - (\$150k) Roads to Recovery

- Operating grants due to Regional Road Repair Program Supplementary Component. Funding to be reallocated to another project in Q2 QBRS.
- Increase in streetlighting costs.

ITEM 14 - Facilities Management

Decrease Other income	\$39k
Decrease Materials and Contracts	\$455k
Decrease Transfer from Net Working Funds	\$416k

- Rent relief provided as a result of the impact of COVID-19.
- Allocation of materials and contracts to other facilities including libraries and child care centres.

ITEM 15 - Environmental Health & Building Regulation

Decrease Other Income	\$56k
Decrease Materials & Contracts	\$5k
Increase transfer from Net Working funds	\$51k

- Reduction of compliance revenue due to the impact of COVID-19 closures offset by savings in expense variable to revenue.

ITEM 16 - Parking & Ranger Services

Decrease Other Income	\$4,778k
Decrease Materials & Contracts	\$30k
Increase transfer from Net Working funds	\$4,747k

- Car parking fine reduction due to response for COVID-19 and closures. This is offset by savings in expense variable to revenue.

ITEM 17 - Urban Ecology

Increase Operating Grants and Contributions	\$48k
Decrease Employee Costs	\$6k
Increase Materials & Contracts	\$88k
Increase Transfer from Net Working Funds	\$34k

- Grants to be received for Greenway Biodiversity Offset Sites, with inclusion of matching budget expenditure and additional budget for expended grants.
- Employee costs updated to align to salary grades.

ITEM 18 - Corporate Support Services

Decrease Interest Income	\$242k
Decrease Employee Costs	\$8,529k
Decrease Materials & Contracts	\$1,681k
Increase Capital Expenditure - 2020-21 Unfinished Project	\$40k
Decrease Transfer from Net Working Funds	\$9,928k

- Interest reduced to reflect current projections on returns of investments to be received.
- Due to the impacts of COVID-19, the efficiency target has increased to reflect Councils expected position over the financial year. The efficiency targets will be allocated to units in quarter two.

ITEM 19 - Office of the General Manager

Decrease Employee Costs	\$29k
-------------------------	-------

Decrease Transfer from Net Working Funds \$29k

- Employee costs updated to align to salary grades.

ITEM 20 - People & Culture

Increase Employee Costs \$270k

Increase Materials & Contracts \$228k

Increase Transfer from Net Working Funds \$498k

- Inclusion of 3 positions per organisation structure change in June 2021.
- Reduction in conferences due to COVID-19.
- Additional \$30k recruitment fee required for appointing of directors.
- Additional \$198k Work Health & Safety trainings required to meet council's Work Health & Safety Plan.

ITEM 21 - Business Excellence

Decrease Employee Costs \$41k

Decrease Transfer from Net Working Funds \$41k

- Savings from vacant position in the first quarter.

ITEM 22 - Governance & Risk

Decrease Employee Costs \$10k

Decrease Transfer from Net Working Funds \$10k

- Net of savings from vacant positions in the first quarter offset by inclusion of position per organisation structure change in June 2021.

ITEM 23 - Libraries and History

Decrease Employee Costs \$19k

Increase Materials & Contracts \$250k

Increase Transfer from Net Working Funds \$231k

- Additional allocation of facilities maintenance & cleaning costs \$321k.
- Transfer of \$90k budget to support community grants as result of COVID-19.

ITEM 24 - Community Wellbeing

Decrease Operating Grants & Contributions \$11k

Decrease Employee Costs \$53k

Increase Materials & Contracts \$10k

Decrease Transfer from Net Working Funds \$32k

- Align Start Strong Pathways Grant to the agreement.
- Net of savings from vacant positions in the first quarter.

ITEM 25 - Social and Cultural Planning

Decrease Employee Costs \$38k

Increase Other Expenses \$250k

Increase Transfer from Net Working Funds \$212k

- Net of savings from vacant positions in the first quarter.
- \$250k COVID-19 assistance grants that are funded by savings in libraries and aquatic centres during COVID-19 closures.

ITEM 26 - Communications, Engagement & Corporate Strategy

Increase Employee Costs	\$127k
Increase Transfer from Net Working Funds	\$127k

- Positions extended to 30 June 2022 as a result of the delay in Council election.

ITEM 27 - Infrastructure Management

Increase Employee Costs	\$91k
Increase Transfer from Net Working Funds	\$91k

- Inclusion of position per organisation structure change in June 2021.

ITEM 28 - Fleet

Decrease Employee Costs	\$45k
Decrease Transfer from Net Working Funds	\$45k

- Re-aligning position budgeted in Resource Recovery.

ITEM 29 - Urban Sustainability

Increase Employee Costs	\$205k
Decrease Materials & Contracts	\$10k
Increase Transfer from Net Working Funds	\$195k

- Inclusion of position per organisation structure change in June 2021.
- Materials and contracts allocated to planning to fund shortfall for Low Carbon precinct project

ITEM 30 – Resource Recovery Planning

Decrease Operating Grants & Contributions	\$81k
Increase Employee Costs	\$91k
Increase Materials & Contracts	\$82k
Increase Transfer from Net Working Funds	\$254k

- 3rd milestone for Food Organics Services for MUD's as delayed for at least 6 months.
- Reinstate 1 FTE funded by Domestic Waste Reserve.
- Include unexpended grants relating to the Food Organics Services.

ITEM 31 - Urban Forest

Decrease Employee Costs	\$4k
Decrease Transfer from Net Working Funds	\$4k

- Employee costs updated to align to salary grades.

ITEM 32 - Corporate Management

Decrease Employee Costs	\$73k
Decrease Transfer from Net Working Funds	\$73k

- Net of savings from vacant positions in the first quarter.

ITEM 33 - ICT

Increase Materials & Contracts	\$579k
--------------------------------	--------

Decrease Capital Expenditure	\$548k
Increase Capital Expenditure – 2020/21 Unfinished Projects	\$187k
Increase Transfer from Net Working Funds	\$218k

- Transfer of \$579k of capital projects to operating budget due to the change in nature of works and accounting treatment.

ITEM 34 - Strategic Planning

Increase Materials & Contracts	\$601k
Increase Transfer from Net Working Funds	\$601k

- Incomplete LEP project fund from 2020/21 financial year. This is funded from grants received in prior years.

ITEM 35 - Economic Development

Increase Materials & Contracts	\$88k
Increase Transfer from Net Working Funds	\$88k

- Net remaining grants from 2020/21 that were will be distributed to organisations in 2021/22.

ITEM 36 – Account Mapping Changes

Increase Materials & Contracts	\$21,463k
Decrease Other Expenses	\$21,463k

- Aligning chart of account mapping changes since publication of Operating Plan.

3) COVID-19 Impact

Description	COVID-19 \$'000
Income	
User Charges & Fees	(7,371)
Other Income	(5,497)
Total Income	(12,868)
Expense	
Employee costs	(10,105)
Materials & Contracts	(2,599)
Total Expense	(12,704)
Operating Surplus/(Deficit)	(164)
Operating Surplus/(Deficit) before Capital	(164)
Affected Services Aquatic Centres Parking Meters Children Services Community Venue and Centre Hire Sportsfield Hire Council Property Leases Debt Collection for Rates Recovery Parking Fines	
Expense Reduction As a result of aquatic centres being closed, Council will have employee cost savings from casual staff not needed. Remaining employee cost savings will be captured from positions currently vacant and from positions that are having employees transition to the position. Materials and contract costs expected to be underspent in the current financial year include: <ul style="list-style-type: none"> • Disposal Costs • Consultants • Contractors 	

4) Summary Profit & Loss Statement

Description	Original Budget \$'000	Proposed Adjustments \$'000	Forecast Budget \$'000	Actual YTD \$'000
Income				
Rates & General Revenue	123,703	-	123,703	30,804
User Charges & Fees	45,071	(7,452)	37,619	7,433
Domestic Waste Charge	37,459	-	37,459	9,424
Interest Income	4,205	(242)	3,963	747
Other Income	22,342	(5,533)	16,809	1,542
Operating Grants & Contributions	10,006	(101)	9,905	1,451
Capital Grants & Contributions	25,054	14,471	39,525	7,913
Profit or Loss on Disposal	(1,606)	-	(1,606)	-
Total Income	266,234	1,143	267,377	59,314
Expense				
Employee costs	120,930	(10,265)	110,665	27,314
Materials & Contracts	55,699	20,496	76,195	14,126
Borrowing Costs	979	-	979	149
Depreciation & Amortisation	31,983	-	31,983	7,685
Other Expenses	35,984	(21,203)	14,781	3,575
Total Expense	245,575	(10,972)	234,603	52,849
Operating Surplus/(Deficit)	20,659	12,115	32,774	6,465
Operating Surplus/(Deficit) before Capital	(4,395)	(2,356)	(6,751)	(1,448)

5) Service Unit P&L Summary

Description	Original Budget \$'000	Proposed Adjustments \$'000	Forecast Budget \$'000	Actual YTD \$'000
Income				
Aquatic Services	12,664	(4,295)	8,369	109
Building Certification	804	-	804	180
Capital Projects	16,840	14,434	31,274	4,401
Children's Services	18,655	(1,554)	17,101	3,877
Civil Maintenance	3,272	-	3,272	733
Community Centres	134	(52)	82	8
Community Venues	277	(159)	118	(23)
Community Wellbeing	309	(11)	298	74
Corporate Support Services	139,583	(464)	139,119	34,090
Development Assessment	4,671	-	4,671	1,898
Economic Development	197	-	197	-
Engineering Services	3,433	-	3,433	702
Environmental Health & Building Regulation	1,405	(56)	1,349	256
Events	45	-	45	-
Facilities Management	69	(39)	30	24
Libraries and History	603	-	603	-
Living Arts	6	(1)	5	11
Major Projects	7,460	-	7,460	2,657
Parking & Ranger Services	14,056	(4,778)	9,278	939
Parks Planning and Recreation	1,149	(450)	699	(38)
Resource Recovery	35,550	(81)	35,469	8,807
Resource Recovery Planning	220	(81)	139	38
Strategic Planning	1,525	-	1,525	372
Traffic & Transport Planning	3,183	(1,318)	1,865	135
Urban Ecology	14	48	62	12
Urban Forest	110	-	110	52
Total Income	266,234	1,143	267,377	59,314
Expense				
Aquatic Services	17,346	(3,059)	14,287	2,176
Building Certification	766	-	766	225
Capital Projects	6,590	20	6,610	1,670
Children's Services	18,598	169	18,767	4,225
Civil Maintenance	19,122	-	19,122	4,343
Community Centres	759	(63)	696	145
Community Venues	2,594	7	2,601	450
Community Wellbeing	2,679	(43)	2,636	540
Corporate Support Services	51,695	(9,018)	42,677	13,381
Development Assessment	6,372	-	6,372	1,546
Economic Development	857	88	945	173
Engineering Services	4,187	-	4,187	1,160
Environmental Health & Building Regulation	3,749	(5)	3,744	1,002
Events	1,438	-	1,438	117
Facilities Management	10,116	(455)	9,661	2,452
Libraries and History	12,196	231	12,427	2,293
Living Arts	1,569	52	1,621	252
Major Projects	984	-	984	173
Parking & Ranger Services	9,441	(31)	9,410	1,648
Parks and Streetscapes Operations	20,513	-	20,513	4,158
Parks Planning and Recreation	2,302	(95)	2,207	408
Resource Recovery	30,605	-	30,605	6,704
Resource Recovery Planning	1,283	173	1,456	457
Social and Cultural Planning	1,540	212	1,752	576
Strategic Planning	5,143	601	5,744	831
Traffic & Transport Planning	3,334	(29)	3,305	638
Urban Ecology	2,075	82	2,157	391
Urban Forest	6,194	(4)	6,190	432
Urban Sustainability	1,528	195	1,723	283
Total Expense	245,575	(10,972)	234,603	52,849
Operating Surplus/(Deficit) before Capital	20,659	12,115	32,774	6,465
Operating Surplus/(Deficit) after Capital	(4,395)	(2,356)	(6,751)	(1,448)

6) Capital Expenditure Statement

Description	Original Budget	Proposed Adjustments	Forecast Budget	Actual YTD
Capital Expenditure				
Plant & Equipment	5,971	-	5,971	820
Office Equipment	2,359	(321)	2,038	185
Land Improvement (Depreciable)	10,541	5,933	16,474	966
Buildings	24,239	(9,144)	15,095	700
Aquatic Facilities	600	(500)	100	5
Seawalls	170	5	175	85
Wharves	-	99	99	-
Local Roads	5,575	1,170	6,745	54
Regional Roads	6,890	(3,335)	3,555	553
Bridges	625	469	1,094	88
Footpaths	3,938	(220)	3,718	29
Kerb & Gutter	595	(50)	545	6
Traffic Devices	2,188	657	2,845	28
Car Parks	445	(60)	385	13
Storm Water Drainage	3,728	526	4,254	164
Bicycle facilities	8,937	647	9,584	362
Town Centres	12,669	2,073	14,742	2,356
Roadside Furniture	2,194	-	2,194	-
Principal Repayments	3,058	-	3,058	985
Total Capital Expenditure	94,722	(2,051)	92,671	7,399
Rates and Annual Charges	(3,166)	(1,078)	(4,244)	(840)
Operating Grants & Contributions	1,457	(57)	1,400	25
Capital Grants & Contributions	14,708	14,471	29,179	4,347
Sale of Assets	2,980	-	2,980	-
External Reserves	37,349	(11,305)	26,044	1,857
Internal Reserves	11,641	1,788	13,429	2,010
Depreciation Contra Reserve	29,753	(5,870)	23,883	-
Total Funding Source	94,722	(2,051)	92,671	7,399
Net Budget Result	-	-	-	-

7) Cash & Investments – Restricted Held

	Opening Balance - 1 July 2021 \$'000	Original Budget - Net Movements \$'000	Proposed Adjustments \$'000	Forecast Budget - Net Movements \$'000	Forecast Closing Balance \$'000	YTD Balance \$'000
Externally Restricted						
Developer Contributions	63,573	(15,384)	8,726	(6,658)	56,915	66,889
Specific Purpose Unexpended Grants	8,272	(5,846)	2,455	(3,390)	4,882	7,204
Domestic Waste Management	30,624	(1,599)	(389)	(1,988)	28,636	29,985
Stormwater Management	1,738	(200)	(273)	(473)	1,265	2,062
Watershed	60	-	-	-	60	60
SRV Income	9,336	(206)	254	48	9,384	11,702
Mainstreet Levy	240	-	-	-	240	240
3.5% Levy	1,121	-	-	-	1,121	1,121
Total Externally Restricted	114,964	(23,235)	10,773	(12,462)	102,502	119,263
Internally Restricted						
Employment Leave Entitlements	14,927	-	-	-	14,927	14,927
Deposits Retentions & Bonds	20,238	-	-	-	20,238	20,238
Financial Assistance Grant Reserve	2,844	-	-	-	2,844	2,844
Investment Property Reserve	80,907	-	-	-	80,907	80,907
Infrastructure Renewal Reserve	19,446	-	-	-	19,446	19,446
Depreciation Contra Reserve	44,601	0	5,870	5,870	50,471	44,601
Total Internally Restricted	182,962	0	5,870	5,870	188,832	182,963
Unrestricted	27,620	(14,539)	(2,366)	(16,905)	10,715	26,528
Total Funds	325,546	(37,773)	14,277	(23,496)	302,050	328,753
Total Cash and Investments as at 30 September 2021						328,753

Council's cash position sees an unrestricted balance of \$26.5 million as at 30 September 2021. The unrestricted balance will continue to diminish as Council expends it on operational expenses and capital projects during the financial year. The funds have been invested in accordance with Council's investment policy. As at the end of September 2021 Council's investment portfolio was made up of 100% non-fossil fuel investments.

8) Contracts

Contractor	Contract Detail & Purpose	Contract Value (EXC GST) \$'000	Commencement Date of Contract	Duration Contract	Budgeted (Y/N)
Trees Impact	Supply of 82 specialised high impact, semi-mature trees.	75	13-Jul-21	8 weeks	Y
Treescape Australasia Pty Ltd	RFT4 - 21 Tree Management and Maintenance	6,818	15-Jul-21	3 years	Y
CBD Mechanical Electrical	RFQ 57-21 Petersham Service Centre - Mains Power Connection	85	20-Sep-21	2 months	Y
SJB Architects	RFQ 49-21 North Ashfield Urban Design Study	117	06-Aug-21	3 months	Y
Toshiba (Australia) Pty Ltd	RFQ 70-21 Kodak i4250 Desk Scanners	201	09-Sep-21	6 weeks	Y
Logicalis Australia Pty Ltd	RFQ 60-21 Adhoc Consultancy Services - ICT Security	80	01-Aug-21	1 year	Y
HP PPs Australia P/L	15 x HP EliteBook devices for new Councillors	55	09-Sep-21	2 months	Y
Systems Thinking Consulting Pty Ltd	Consultancy and Technical Services - Test Management 2021B	79	01-Aug-21	3 months	Y
Systems Thinking Consulting Pty Ltd	RFQ 11-21 Architecture & Design Panel	84	01-Sep-21	5 months	Y
CRED COMMUNITY PTY LTD	Update on Council's Recreational Study 2018	62	02-Aug-21	2 months	Y
Gillian Dawson	RFQ 44-21 Strategic Planning Consultant	111	19-Jul-21	1 year	Y
WSP Australia Pty Ltd	RFQ 89-21 Low Carbon Precinct Study - Marrickville and Dulwich Hill	153	15-Sep-21	6 months	Y
Traffic Lights NSW	RFT 03-21 RR7 Cycleway - Stage 1 Modifications to Traffic Signals	391	01-Aug-21	13 months	Y

Above is a listing of contracts Council entered into during the period 1 July to 30 September 2021.

9) Consultancy & Legal Expenses

Expense	Expenditure YTD \$'000	Budgeted (Y/N)
External Legal Fees	\$ 86	Y
Consultancy Fees	\$ 625	Y

A consultant is a person or organisation engaged under contract on a temporary basis to provide recommendations or high-level specialist or professional advice to assist decision making by management. Generally it is the advisory nature of the work that differentiates a consultant from other contractors.

Where any expenses for Consultancy or Legal Fees (including Code of Conduct expenses) have not been budgeted for, an explanation is to be given. Report on external expenses only (not internal expenses).

Item No: C1121(2) Item 7
Subject: RATES REVIEW
Prepared By: Daryl Jackson - Chief Financial Officer
Authorised By: Peter Livanes - Director Corporate

RECOMMENDATION

THAT Council receive and note the report.

BACKGROUND

On 14 September 2021, Council resolved that:

1. *Council reviews the Rate Harmonisation Policy as a matter of urgency; and*
2. *A briefing be sought, and a report be brought back to Council on the implementation of the rates and Domestic Waste fee harmonisation and also the impact on payments given that many bank branches and Council service Centre have been closed during the lockdown.*

It was a requirement by the NSW Government that Inner West Council harmonise rates by 1 July 2021.

The intent of harmonisation was to provide a fair and equitable approach to rates collection, ensuring those within each category or sub-category with the same land value pay the same for the same level of Council service.

Prior to 1 July 2021, some ratepayers with the same land values as others within the same rates category or sub-category were paying more than others and this is not fair or equitable for the long term.

In accordance with the above resolution, a briefing was provided to Councillors on 16 November 2021. The briefing provided detail including:

- NSW Government mandate to harmonise rates by 1 July 2021
- Inner West Council's implementation timeline including Councillor briefings and community consultation commencing from December 2020
- Current rates harmonisation position
- Transition implications by former local government area (LGA)
- Advice on revising the rate harmonisation transition period received from the Office of Local Government (OLG).

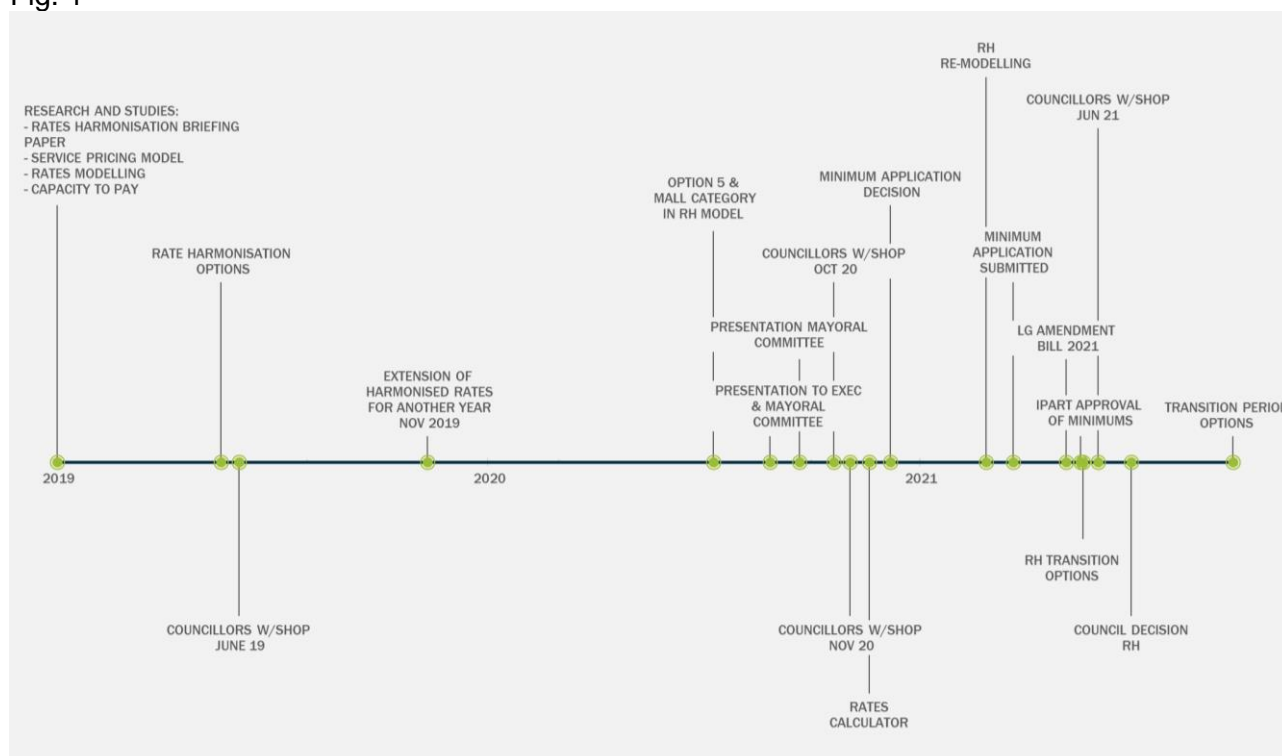
It is important to note that rates harmonisation redistributes rates to develop a uniform rating structure and does not result in an increase in Council's overall rates income outside the Rate Peg.

DISCUSSION

Implementation Timeline

The timeline provided below at Figure 1. illustrates the numerous activities that occurred in the lead-up to rates harmonisation. These included rates modelling, Councillor workshops, community engagement, new legislation and a Council resolution. These activities represent a significant amount of modelling, workshopping and consultation to ensure the complexities of adopting a new rating structure are taken into consideration.

Fig. 1



Of particular note in the implementation timeline above is the introduction of new legislation being the Local Government Amendment Bill 2021 assented on 24 May 2021. This legislation provided for each amalgamated council to gradually harmonise rates over a period of up to eight (8) years. In response Inner West Council updated its public exhibition documents to exhibit ratings scenarios including immediate 100% harmonisation and harmonisation over both four (4) and eight (8) year periods. The exhibition period was also extended until 24 June to allow the full 28 days exhibition of the rates tables.

Council Resolution

At the Council meeting of 29 June 2021, Council considered a report titled "[Revised Delivery Program 2018-2022 year 4, Operational Plan, Budget, and Fees and Charges 2021-22 - outcomes of public exhibition](#)". This report recommended that Council adopt an immediate (100% harmonisation rate structure) effective 1 July 2021.

With consideration to the outcomes of the community consultation, [Council resolved](#) to adopt a gradual harmonisation over the maximum allowable period of eight (8) years.

Impact to Ratepayers - Residential

Rate notices that reflect the gradual harmonisation resolution of Council were sent to ratepayers commencing 1 July 2021.

As a result, officers have received approximately twenty (20) letters of complaint and/or concern regarding the impact to their rates. These have been principally related to properties in the former Ashfield local government area (LGA) and specifically within the suburb of Haberfield from ratepayers with land values (as determined by the Valuer General) greater than \$1,220,000.

The nature of these complaints received is the significant increase in rates payable to Council in year one (1) of the eight (8) year transition. Approximately 1200 assessments have increased by more than \$400. In the most extreme cases (of which are the overwhelming minority), rates have increased several thousand dollars in instances where land values are in excess of \$6m.

Again, this does not change the total amount of rates collected by Council and each transition timeframe has impacts on ratepayers across the LGA.

Impact to Ratepayers - Malls

Council has received dissatisfaction from the management organisation representing the owners of Norton St Plaza. This is the result of the Council resolution to transfer \$600,000 of rate revenue from Business General Category to be evenly levied across shopping mall categories.

As previously reported to Council, a harmonised rates structure should consider the principle that some ratepayers make more use of or benefit more from Council services. Council engaged Morrison Low to provide a benefits model, comparing rates paid to potential benefits received for each category. This demonstrated that malls have greater access to, make more use of and therefore benefit more from some Council services.

Domestic Waste Management Charge

The domestic waste charge and waste and recycling services have been aligned across the Inner West – this charge is set on cost recovery which means that charge is determined by the cost-of-service delivery.

The rates notice includes an annual Domestic Waste Management (DWM) Charge to Council to manage and collect residential waste. This is authorised under Section 496 of the Local Government Act 1993.

This charge funds Council's household recycling service, green waste service, garbage collection and disposal, clean-up service and lane cleaning. It includes landfill tipping fees, as well as the NSW Government Section 88 landfill levy which increases each year as part of the NSW Government's strategy to reduce landfill.

The DWM Charge is subsidised using \$7 million from the DWM Reserve over the next 6 years. This allowed for the residential DWM charge to be aligned across IWC from 1 July 2021, with reductions in the standard DWM Charge for former Leichhardt (-\$80) and former Marrickville (-\$114.50) areas and a small increase in the DWM Charge for former Ashfield (+\$41).

Options available to Council

Officers have sought advice from General Counsel, external counsel and the OLG.

This advice is consistent in that Council is not able to rescind its harmonisation resolution of 29 June 2021 and adopt an immediate harmonisation. The opportunity to harmonise rates immediately was to occur from 1 July 2021, and, that date having past, the opportunity to do so has lapsed.

It is however, the view of General Counsel and the OLG that Council is able to rescind the harmonisation resolution which adopted an 8 year period, and adopt a lesser period.

However, in doing so it must comply with the Local Government Amendment Bill 2021, including the requirement of not exceeding the '50% in one year rule' in cl.129(4).

That is, Council must ensure that each annual variation in the amount of an ordinary rate for a rating category or rating sub-category during the harmonisation period for a gradual harmonisation does not exceed 50% of the difference between—

- (a) the ordinary rate structure at the beginning of the harmonisation period, and
- (b) the ordinary rate structure at the end of the harmonisation period.

Consistent with this advice, modelling prepared by Morrison Low was presented to a Councillor briefing on 16 November demonstrated the possibility and impact of adopting a lesser period than eight (8) years but not less than three (3) years. This modelling is supported by advice received from the OLG specifically stating that a council that chose a gradual approach over eight (8) years (the maximum term) could not in effect then harmonise over less than three (3) years.

It is proposed that officers brief the incoming Council on rate harmonisation options available as supported from advice received from General Counsel and the OLG.

Subject to Council direction, officers can implement a specific community engagement process to seek feedback from the community on alternative rate harmonisation periods prior to the budget exhibition process for FY23.

FINANCIAL IMPLICATIONS

Nil.

ATTACHMENTS

Nil.

Item No: C1121(2) Item 8

Subject: INVESTMENT REPORT AT 31 OCTOBER 2021

Prepared By: Daryl Jackson - Chief Financial Officer

Authorised By: Peter Livanes - Acting Director Corporate

RECOMMENDATION

THAT Council receive and note the report.

DISCUSSION

Council's investments are held in various investment categories which are listed in the table below. Council's investment portfolio size is \$242.9m. All Socially Responsible Investments (SRI's) are investments that comply with the Non-Fossil Fuel standards. Council's annualised return continues to exceed the bank bill index benchmark. Council's portfolio had a return of 0.25%, which is above the UBSWA Bank Bill Index Benchmark (0.03%).

Changes in the value of our portfolio was \$4.0m due to maturing investment, interest received and investments opportunities offered on the secondary market with Suncorp and CBA (Green) –

- Investment
 - Members Equity Bank \$1.5k (interest)
 - Suncorp \$10.0m
 - CBA (Green) \$1.5m
- Matured in October
 - Westpac Group (Green TD) \$7.5m

The attachments to this report summarise all investments held by Council and interest returns for periods ending 31 October 2021.

The Current Market value is required to be accounted for. The Current Market Value is a likely outcome if Council were to consider recalling the investment prior to its due date.

All investments made for the month of October 2021 have been made in accordance with the Local Government Act, Local Government Regulations and the Inner West Council Investment Policy.

ADI Lending Status *	Current Month (\$)		Previous Month (\$)	
Non Fossil Fuel Lending ADIs				
Bendigo and Adelaide Bank	9,600,000		9,600,000	
Emerald Reverse Mortgage	1,500,971		1,500,971	
Great Southern Bank	2,000,000		2,000,000	
Members Equity Bank	11,086,248		11,084,789	
Newcastle Permanent Building Society	11,700,000		11,700,000	
Suncorp	10,000,000			
Suncorp Bank	31,900,000		31,900,000	
Suncorp Bank Covered	5,500,000		5,500,000	
	83,287,218	34%	73,285,760	31%
Socially Responsible Investment				
Bank Australia (Sustainability)	4,000,000		4,000,000	
CBA (Climate)	18,200,000		18,200,000	
CBA (Green)	68,500,000		67,000,000	
National Australia Bank (Social)	7,444,000		7,444,000	
National Housing Finance Investment	4,500,000		4,500,000	
NSW T-Corp (Green)	5,000,000		5,000,000	
Westpac Group (Green TD)	52,000,000		59,500,000	
	159,644,000	66%	165,644,000	69%
	242,931,218		238,929,760	

* source: <http://www.marketforces.org.au>
Percentages may not add up to 100% due to rounding

EXTERNAL / INTERNAL RESTRICTIONS

	OCTOBER 21
External Restrictions	106,973,225
Internal Restrictions	135,957,993
Total	242,931,218

ATTACHMENTS

1. [IWC Investment Report - October 2021](#)
2. [IWC Economic & Investment Portfolio Commentary October 2021](#)

INNER WEST

Investment Summary Report October 2021

Inner West Council

Executive Summary - October 2021

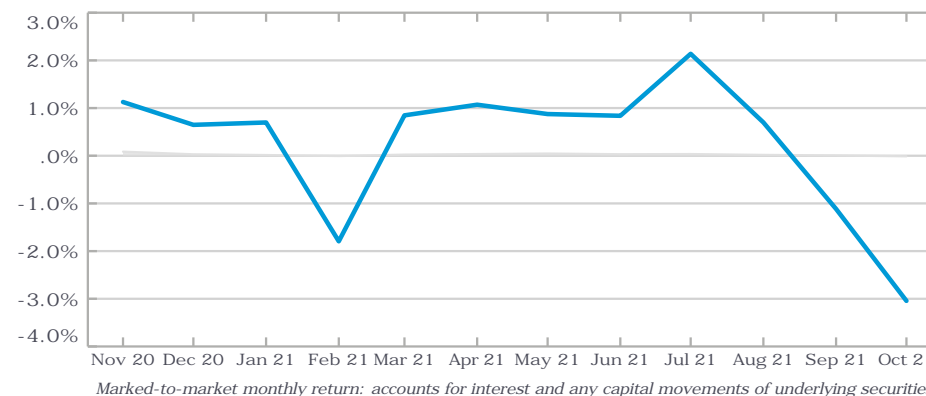


Investment Holdings

By Product	Face Value (\$)	Current Value (\$)	Current Yield (%)
Bonds	36,944,000.00	37,653,074.23	3.0233
Cash	8,586,247.51	8,586,247.51	0.2000
Floating Rate Note	69,400,000.00	69,473,398.58	0.7083
Floating Rate Term Deposits	7,000,000.00	7,002,259.47	0.3682
Mortgage Backed Security	1,500,970.86	1,077,666.46	0.6599
Term Deposit	119,500,000.00	119,675,646.02	0.5587
	242,931,218.37	243,468,292.27	0.9587

Face Value = capital value to be repaid upon maturity
Current Value = current market value + accrued interest
Current Yield = weighted average interest rate

Investment Performance

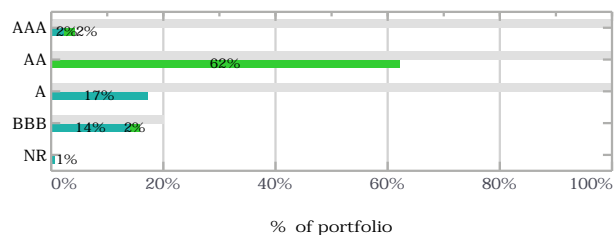


Portfolio Annualised Return

AusBond BB Index Annualised Return

Investment Policy Compliance sorted by Socially Responsible Investments (SRIs) and non-Fossil Fuel (NFF) banks

Total Credit Exposure

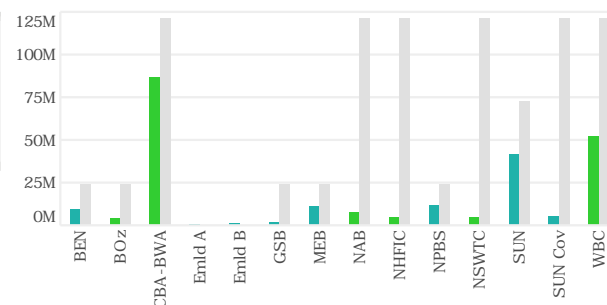


Non Fossil Fuel Lending ADI Socially Responsible Investments

Investment Policy Limit

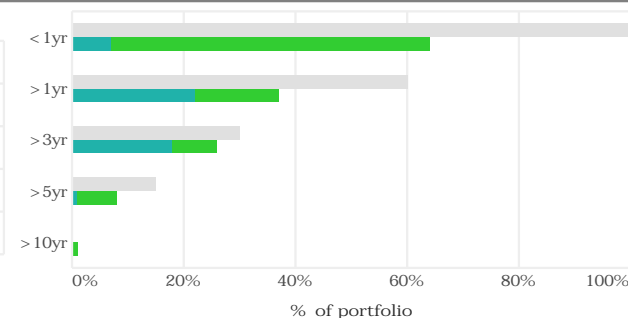
Holdings in each credit rating category vs policy limits

Highest Individual Exposures



Holdings per bank / product provider vs policy limits

Term to Maturities

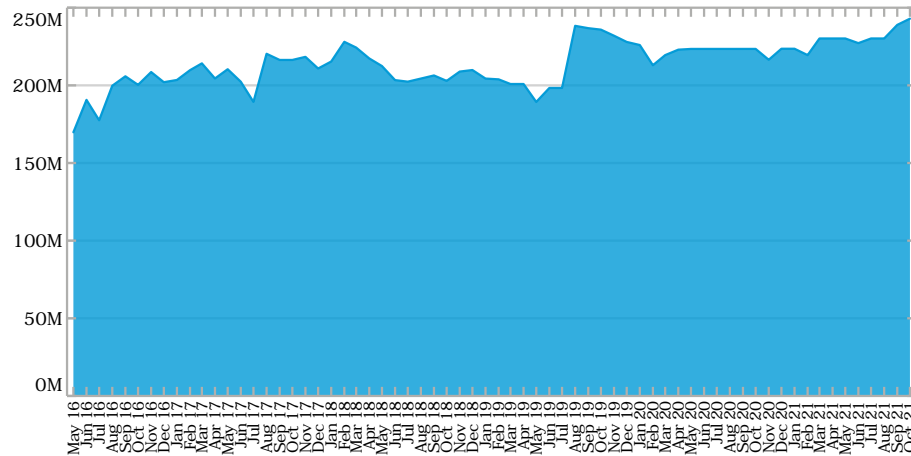


Current maturity profile of all holdings vs policy limits

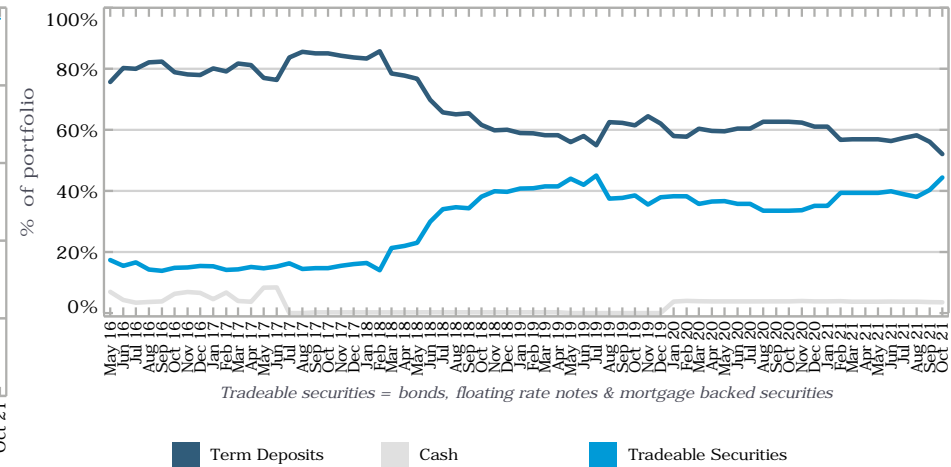
Inner West Council Historical Graphs - October 2021



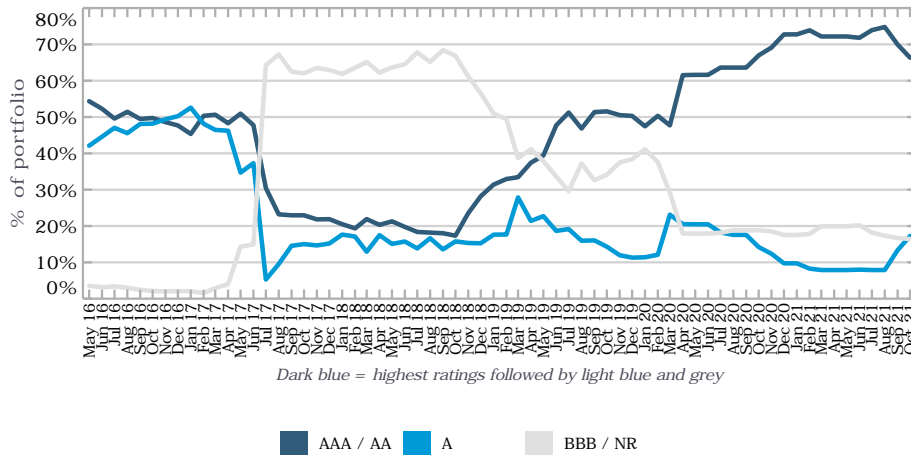
Month end investment balances since amalgamation



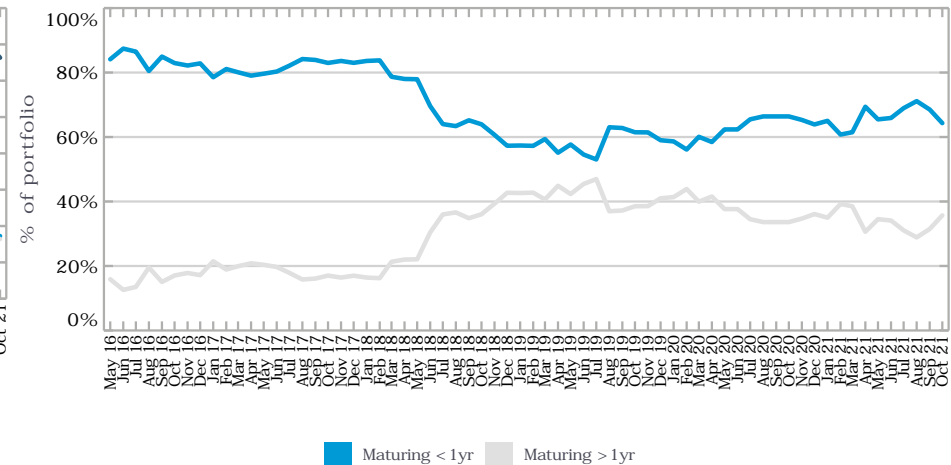
Composition of portfolio by asset type



Composition of portfolio by credit rating categories



Composition of portfolio by short (< 1 yr) and long term (> 1 yr) holdings



Inner West Council

Investment Holdings Report - October 2021



Cash Accounts											
Face Value (\$)	Rate (% pa)	Institution	Credit Rating	Current Value (\$)	Deal No.	Reference					
8,586,247.51	0.2000%	ME Bank	BBB+	8,586,247.51	539404						
8,586,247.51	0.2000%			8,586,247.51							

Term Deposits											
Maturity Date	Face Value (\$)	Rate (% pa)	Institution	Credit Rating	Purchase Price (\$)	Purchase Date	Current Value (\$)	Deal No.	Accrued Interest (\$)	Coupon Frequency	Reference
29-Nov-21	4,000,000.00	0.4300%	Commonwealth Bank of Australia	AA-	4,000,000.00	26-Feb-21	4,011,686.58	540981	11,686.58	At Maturity	Green
24-Dec-21	13,000,000.00	0.4500%	Westpac Group	AA-	13,000,000.00	24-Dec-20	13,006,090.41	540753	6,090.41	Quarterly	Green
25-Jan-22	20,000,000.00	0.4300%	Commonwealth Bank of Australia	AA-	20,000,000.00	29-Jan-21	20,065,030.14	540914	65,030.14	At Maturity	Green
22-Feb-22	10,000,000.00	0.3700%	Commonwealth Bank of Australia	AA-	10,000,000.00	30-Apr-21	10,018,753.42	541299	18,753.42	At Maturity	Green
29-Mar-22	2,500,000.00	0.5000%	ME Bank	BBB+	2,500,000.00	26-Mar-21	2,507,534.25	541224	7,534.25	At Maturity	
29-Mar-22	4,000,000.00	0.3600%	Westpac Group	AA-	4,000,000.00	31-Mar-21	4,001,262.47	541236	1,262.47	Quarterly	Green
26-Apr-22	10,000,000.00	0.4100%	Commonwealth Bank of Australia	AA-	10,000,000.00	30-Apr-21	10,020,780.82	541300	20,780.82	At Maturity	Green
31-May-22	9,000,000.00	0.3000%	Westpac Group	AA-	9,000,000.00	31-May-21	9,004,586.30	541444	4,586.30	Quarterly	Green
28-Jun-22	10,000,000.00	1.8700%	Westpac Group	AA-	10,000,000.00	28-Jun-19	10,017,419.18	538091	17,419.18	Quarterly	Green
30-Jun-22	5,000,000.00	0.4300%	Commonwealth Bank of Australia	AA-	5,000,000.00	30-Jun-21	5,007,304.11	541604	7,304.11	At Maturity	Green
25-Jul-22	4,000,000.00	1.5700%	Westpac Group	AA-	4,000,000.00	31-Jul-19	4,000,516.16	538347	516.16	Quarterly	Green
26-Jul-22	7,000,000.00	0.3300%	Commonwealth Bank of Australia	AA-	7,000,000.00	30-Jul-21	7,005,949.04	541690	5,949.04	At Maturity	Green
30-Aug-22	10,000,000.00	0.3500%	Suncorp Bank	A+	10,000,000.00	28-Sep-21	10,003,260.27	541931	3,260.27	At Maturity	
30-Aug-22	4,000,000.00	0.3100%	Commonwealth Bank of Australia	AA-	4,000,000.00	30-Aug-21	4,002,140.27	541796	2,140.27	At Maturity	Green
30-Aug-22	2,000,000.00	0.3100%	Commonwealth Bank of Australia	AA-	2,000,000.00	31-Aug-21	2,001,053.15	541800	1,053.15	At Maturity	Green
30-Jun-23	5,000,000.00	0.5200%	Westpac Group	AA-	5,000,000.00	30-Jun-21	5,002,279.45	541607	2,279.45	Quarterly	Green
119,500,000.00	0.5587%				119,500,000.00		119,675,646.02		175,646.02		

Inner West Council

Investment Holdings Report - October 2021



Floating Rate Term Deposits											
Maturity Date	Face Value (\$)	Rate (% pa)	Institution	Credit Rating	Purchase Price (\$)	Purchase Date	Current Value (\$)	Deal No.	Accrued Interest (\$)	Next Interest Date	Reference Date
28-Jun-24	4,000,000.00	0.3296%	Westpac Group 3moBBSW+ 0.31%	AA-	4,000,000.00	30-Jun-21	4,001,155.86	541605	1,155.86	30-Dec-21	Green
30-Jun-26	3,000,000.00	0.4196%	Westpac Group 3moBBSW+ 0.40%	AA-	3,000,000.00	30-Jun-21	3,001,103.61	541606	1,103.61	30-Dec-21	Green
	7,000,000.00	0.3682%			7,000,000.00		7,002,259.47		2,259.47		

Floating Rate Notes											
Maturity Date	Face Value (\$)	Current Coupon	Security Name	Credit Rating	Purchase Price (\$)	Purchase Date	Current Value (\$)	Deal No.	Accrued Interest (\$)	Next Coupon Date	Reference Date
19-Jan-22	2,500,000.00	1.0452%	BEN Snr FRN (Jan22) BBSW+ 1.01%	BBB+	2,500,000.00	19-Oct-18	2,505,605.54	537202	930.66	19-Jan-22	
16-Aug-22	1,000,000.00	0.9857%	SUN Snr FRN (Aug22) BBSW+ 0.97%	A+	1,000,000.00	16-Aug-17	1,008,489.42	535607	2,079.42	16-Nov-21	
16-Aug-22	4,000,000.00	0.9857%	SUN Snr FRN (Aug22) BBSW+ 0.97%	A+	4,000,000.00	31-Oct-18	4,033,957.69	537263	8,317.69	16-Nov-21	
2-Dec-22	4,000,000.00	0.9127%	BOz 'SRI' Snr FRN (Dec22) BBSW+ 0.90%	BBB	4,000,000.00	2-Dec-19	4,027,801.32	538824	6,001.32	2-Dec-21	
25-Jan-23	1,500,000.00	1.0920%	BEN Snr FRN (Jan23) BBSW+ 1.05%	BBB+	1,500,000.00	25-Jan-18	1,514,384.14	536141	314.14	25-Jan-22	
6-Feb-23	1,700,000.00	1.4100%	NPBS Snr FRN (Feb23) BBSW+ 1.40%	BBB	1,700,000.00	6-Feb-18	1,726,878.40	536175	5,713.40	8-Nov-21	
30-Jul-24	6,000,000.00	0.8502%	SUN Snr FRN (Jul24) BBSW+ 0.78%	A+	6,000,000.00	30-Jul-19	6,054,299.28	538330	419.28	31-Jan-22	
30-Jul-24	750,000.00	0.8502%	SUN Snr FRN (Jul24) BBSW+ 0.78%	A+	749,182.50	1-Oct-19	756,787.41	538563	52.41	31-Jan-22	
24-Oct-24	2,000,000.00	1.1620%	GSB Snr FRN (Oct24) BBSW+ 1.12%	BBB	2,000,000.00	24-Oct-19	2,034,525.70	538603	445.70	24-Jan-22	
24-Apr-25	3,700,000.00	1.1620%	SUN Cov FRN (Apr25) BBSW+ 1.12%	AAA	3,700,000.00	27-Apr-20	3,789,809.54	539640	824.54	24-Jan-22	
2-Dec-25	5,600,000.00	0.5327%	BEN Snr FRN (Dec25) BBSW+ 0.52%	BBB+	5,600,000.00	2-Dec-20	5,575,447.76	540602	4,903.76	2-Dec-21	
24-Feb-26	6,400,000.00	0.4607%	SUN Snr FRN (Feb26) BBSW+ 0.45%	A+	6,400,000.00	24-Feb-21	6,370,181.84	540964	5,573.84	24-Nov-21	
24-Feb-26	10,000,000.00	0.4607%	SUN Snr FRN (Feb26) BBSW+ 0.45%	A+	9,962,700.00	27-Oct-21	9,953,409.12	542015	8,709.12	24-Nov-21	
4-Mar-26	10,000,000.00	0.6420%	NPBS Snr FRN (Mar26) BBSW+ 0.63%	BBB	10,000,000.00	4-Mar-21	9,962,449.86	540984	9,849.86	6-Dec-21	
15-Sep-26	3,750,000.00	0.4910%	SUN Snr FRN (Sep26) BBSW+ 0.48%	A+	3,750,000.00	9-Sep-21	3,723,495.92	541878	2,370.92	15-Dec-21	
23-Dec-26	5,000,000.00	0.4256%	CBA Green Snr FRN (Dec26) BBSW+ 0.41%	AA-	5,000,000.00	21-Sep-21	4,950,673.57	541917	2,273.57	23-Dec-21	
23-Dec-26	1,500,000.00	0.4256%	CBA Green Snr FRN (Dec26) BBSW+ 0.41%	AA-	1,492,560.00	27-Oct-21	1,485,202.07	542014	682.07	23-Dec-21	
	69,400,000.00	0.7083%			69,354,442.50		69,473,398.58		59,461.70		

Inner West Council

Investment Holdings Report - October 2021



Fixed Rate Bonds											
Maturity Date	Face Value (\$)	Coupon	Security Name	Credit Rating	Purchase Price (\$)	Purchase Date	Current Value (\$)	Deal No.	Accrued Interest (\$)	Purchase Yield	Reference
24-Mar-22	3,444,000.00	3.2500%	NAB 'Social' Snr Bond (Mar22) 3.25%	AA-	3,468,039.12	26-Jun-18	3,495,650.47	536771	11,004.35	3.0000%	
24-Mar-22	4,000,000.00	3.2500%	NAB 'Social' Snr Bond (Mar22) 3.25%	AA-	4,066,280.00	1-Nov-18	4,059,988.94	537279	12,780.90	2.8400%	
31-Mar-22	10,000,000.00	3.2500%	CBA 'Climate' Snr Bond (Mar22) 3.25%	AA-	10,088,200.00	28-Mar-18	10,150,796.73	536469	28,571.43	3.0348%	
31-Mar-22	1,100,000.00	3.2500%	CBA 'Climate' Snr Bond (Mar22) 3.25%	AA-	1,111,198.00	22-May-18	1,116,587.64	536652	3,142.86	3.1115%	
31-Mar-22	3,100,000.00	3.2500%	CBA 'Climate' Snr Bond (Mar22) 3.25%	AA-	3,143,462.00	13-Jun-18	3,146,746.98	536721	8,857.14	3.0592%	
31-Mar-22	4,000,000.00	3.2500%	CBA 'Climate' Snr Bond (Mar22) 3.25%	AA-	4,083,240.00	31-Jul-18	4,060,318.69	536896	11,428.57	2.9908%	
24-Aug-26	1,300,000.00	3.2500%	SUN Cov Bond (Aug26) 3.25%	AAA	1,427,881.00	30-Apr-20	1,373,740.88	539692	7,921.88	1.7000%	
24-Aug-26	500,000.00	3.2500%	SUN Cov Bond (Aug26) 3.25%	AAA	549,310.00	5-May-20	528,361.88	539728	3,046.88	1.7000%	
15-Nov-28	5,000,000.00	3.0000%	NSWTC 'Green' Snr Bond (Nov28) 3.00%	AA+	5,000,000.00	15-Nov-18	5,414,380.77	537310	69,230.77	3.2350%	
27-May-30	1,500,000.00	1.5200%	NHFIC 'Social' Snr Bond (May30) 1.52%	AAA	1,540,140.00	10-Feb-21	1,428,563.87	540932	9,683.87	1.2500%	
1-Jul-31	3,000,000.00	1.7400%	NHFIC 'Social' Snr Bond (Jul31) 1.74%	AAA	3,000,000.00	1-Jul-21	2,877,937.38	541524	17,167.38	1.7400%	
36,944,000.00		3.0233%			37,477,750.12		37,653,074.22		182,836.02	2.7945%	

Mortgage Backed Securities											
Maturity Date	Face Value (\$)	Current Coupon	Security Name	Rating	Purchase Price (\$)	Purchase Date	Current Value (\$)	Deal No.	Accrued Interest (\$)		Reference
21-Aug-51	500,970.86	0.4600%	Emerald Reverse Mortgage (2006A)	NR	1,000,000.00	17-Jul-06	396,208.93	310321	441.95		
21-Aug-56	1,000,000.00	0.7600%	Emerald Reverse Mortgage (2006B)	NR	1,000,000.00	17-Jul-06	681,457.53	310334	1,457.53		
1,500,970.86		0.6599%			2,000,000.00		1,077,666.47		1,899.49		

Inner West Council Accrued Interest Report - October 2021



Accrued Interest Report									
Investment	Deal No.	Ref	Face Value (\$)	Settlement Date	Maturity Date	Interest Received (\$)	Days	Interest Accrued (\$)	Percentage Return
<u>Bonds</u>									
NAB 'Social' Snr Bond (Mar22) 3.25%	536771		3,444,000.00	26-Jun-18	24-Mar-22	0.00	31	9,746.71	3.33%
NAB 'Social' Snr Bond (Mar22) 3.25%	537279		4,000,000.00	01-Nov-18	24-Mar-22	0.00	31	11,320.23	3.33%
CBA 'Climate' Snr Bond (Mar22) 3.25%	536469		10,000,000.00	29-Mar-18	31-Mar-22	0.00	31	27,678.57	3.26%
CBA 'Climate' Snr Bond (Mar22) 3.25%	536652		1,100,000.00	24-May-18	31-Mar-22	0.00	31	3,044.65	3.26%
CBA 'Climate' Snr Bond (Mar22) 3.25%	536721		3,100,000.00	13-Jun-18	31-Mar-22	0.00	31	8,580.35	3.26%
CBA 'Climate' Snr Bond (Mar22) 3.25%	536896		4,000,000.00	31-Jul-18	31-Mar-22	0.00	31	11,071.43	3.26%
SUN Cov Bond (Aug26) 3.25%	539692		1,300,000.00	30-Apr-20	24-Aug-26	0.00	31	3,559.11	3.22%
SUN Cov Bond (Aug26) 3.25%	539728		500,000.00	05-May-20	24-Aug-26	0.00	31	1,368.89	3.22%
NSWTC 'Green' Snr Bond (Nov28) 3.00%	537310		5,000,000.00	15-Nov-18	15-Nov-28	0.00	31	12,774.73	3.01%
NHFIC 'Social' Snr Bond (May30) 1.52%	540932		1,500,000.00	10-Feb-21	27-May-30	0.00	31	1,900.00	1.49%
NHFIC 'Social' Snr Bond (Jul31) 1.74%	541524		3,000,000.00	01-Jul-21	01-Jul-31	0.00	31	4,326.74	1.70%
Bonds Total						0.00		95,371.41	3.04%
<u>Cash</u>									
ME Bank	539404		8,586,247.51			2,069.30	31	1,458.24	.20%
Cash Total						2,069.30		1,458.24	.20%
<u>Floating Rate Note</u>									
BEN Snr FRN (Jan22) BBSW+1.01%	537202		2,500,000.00	19-Oct-18	19-Jan-22	6,523.18	31	2,206.94	1.04%
SUN Snr FRN (Aug22) BBSW+0.97%	535607		1,000,000.00	16-Aug-17	16-Aug-22	0.00	31	837.17	.99%
SUN Snr FRN (Aug22) BBSW+0.97%	537263		4,000,000.00	31-Oct-18	16-Aug-22	0.00	31	3,348.68	.99%
BOz 'SRI' Snr FRN (Dec22) BBSW+0.90%	538824		4,000,000.00	02-Dec-19	02-Dec-22	0.00	31	3,100.68	.91%
BEN Snr FRN (Jan23) BBSW+1.05%	536141		1,500,000.00	25-Jan-18	25-Jan-23	4,020.21	31	1,374.42	1.08%
NPBS Snr FRN (Feb23) BBSW+1.40%	536175		1,700,000.00	06-Feb-18	06-Feb-23	0.00	31	2,035.81	1.41%

Inner West Council Accrued Interest Report - October 2021



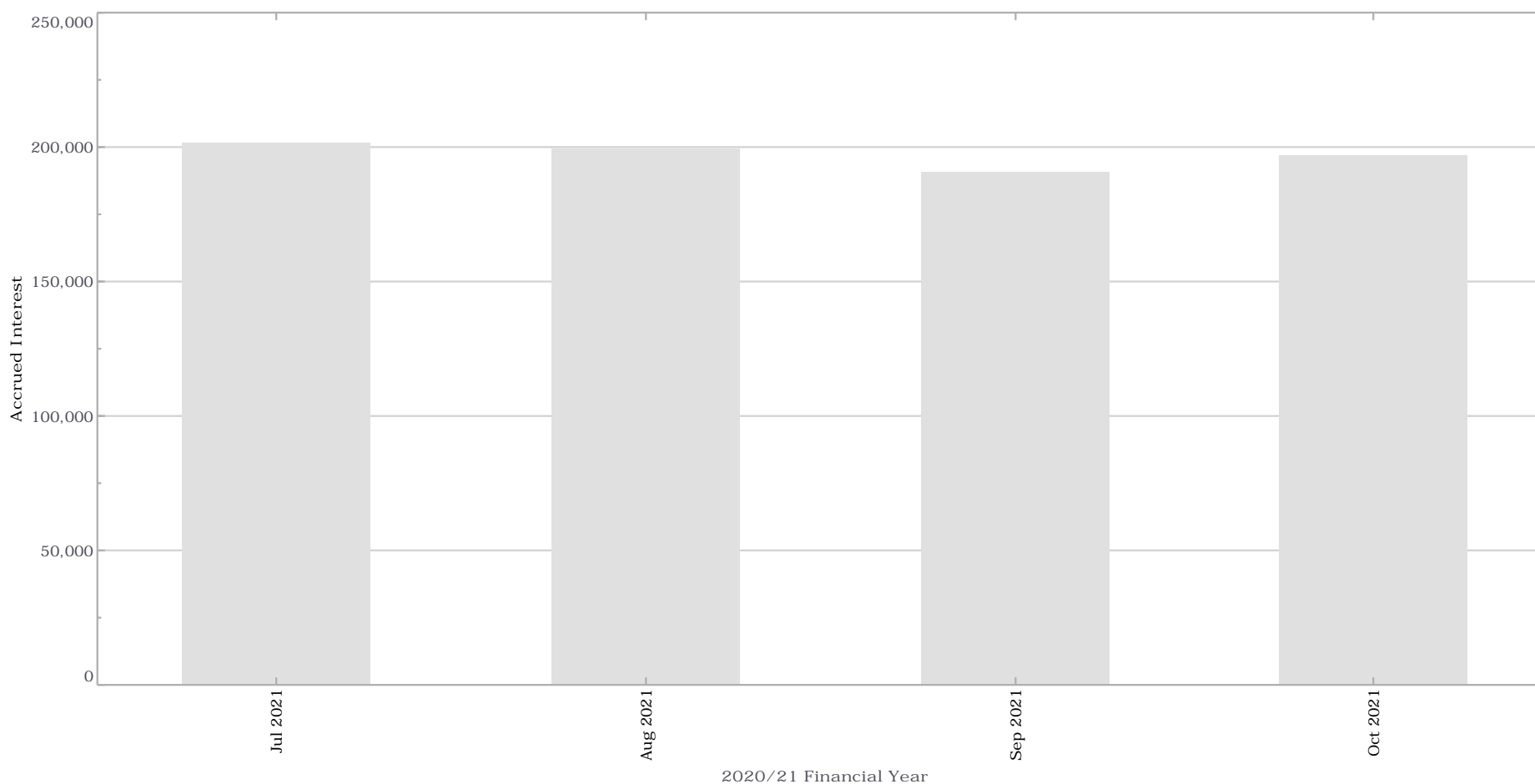
Accrued Interest Report									
Investment	Deal No.	Ref	Face Value (\$)	Settlement Date	Maturity Date	Interest Received (\$)	Days	Interest Accrued (\$)	Percentage Return
SUN Snr FRN (Jul24) BBSW+0.78%	538330		6,000,000.00	30-Jul-19	30-Jul-24	11,974.60	31	4,103.77	.81%
SUN Snr FRN (Jul24) BBSW+0.78%	538563		750,000.00	01-Oct-19	30-Jul-24	1,496.83	31	512.98	.81%
GSB Snr FRN (Oct24) BBSW+1.12%	538603		2,000,000.00	24-Oct-19	24-Oct-24	5,709.32	31	1,951.46	1.15%
SUN Cov FRN (Apr25) BBSW+1.12%	539640		3,700,000.00	27-Apr-20	24-Apr-25	10,562.23	31	3,610.18	1.15%
BEN Snr FRN (Dec25) BBSW+0.52%	540602		5,600,000.00	02-Dec-20	02-Dec-25	0.00	31	2,533.61	.53%
SUN Snr FRN (Feb26) BBSW+0.45%	540964		6,400,000.00	24-Feb-21	24-Feb-26	0.00	31	2,504.19	.46%
SUN Snr FRN (Feb26) BBSW+0.45%	542015		10,000,000.00	29-Oct-21	24-Feb-26	-8,330.47	3	378.66	.46%
NPBS Snr FRN (Mar26) BBSW+0.63%	540984		10,000,000.00	04-Mar-21	04-Mar-26	0.00	31	5,452.60	.64%
SUN Snr FRN (Sep26) BBSW+0.48%	541878		3,750,000.00	15-Sep-21	15-Sep-26	0.00	31	1,563.80	.49%
CBA Green Snr FRN (Dec26) BBSW+0.41%	541917		5,000,000.00	23-Sep-21	23-Dec-26	0.00	31	1,807.20	.43%
CBA Green Snr FRN (Dec26) BBSW+0.41%	542014		1,500,000.00	29-Oct-21	23-Dec-26	-629.51	3	52.47	.43%
Floating Rate Note Total						31,326.39		37,374.62	.75%
<u>Floating Rate Term Deposits</u>									
Westpac Group	541605		4,000,000.00	30-Jun-21	28-Jun-24	0.00	31	1,119.74	.33%
Westpac Group	541606		3,000,000.00	30-Jun-21	30-Jun-26	0.00	31	1,069.12	.42%
Floating Rate Term Deposits Total						0.00		2,188.86	.37%
<u>Mortgage Backed Securities</u>									
Emerald Reverse Mortgage Series 2006-1 Class A	310321		500,970.86	17-Jul-06	21-Aug-51	0.00	31	195.72	.46%
Emerald Reverse Mortgage Series 2006-1 Class B	310334		1,000,000.00	17-Jul-06	21-Aug-56	0.00	31	645.48	.76%
Mortgage Backed Securities Total						0.00		841.20	.66%
<u>Term Deposit</u>									
Westpac Group	540480		7,500,000.00	30-Oct-20	27-Oct-21	9,875.34	26	2,884.93	.54%
Commonwealth Bank of Australia	540981		4,000,000.00	26-Feb-21	29-Nov-21	0.00	31	1,460.83	.43%
Westpac Group	540753		13,000,000.00	24-Dec-20	24-Dec-21	0.00	31	4,968.49	.45%

Inner West Council
Accrued Interest Report - October 2021

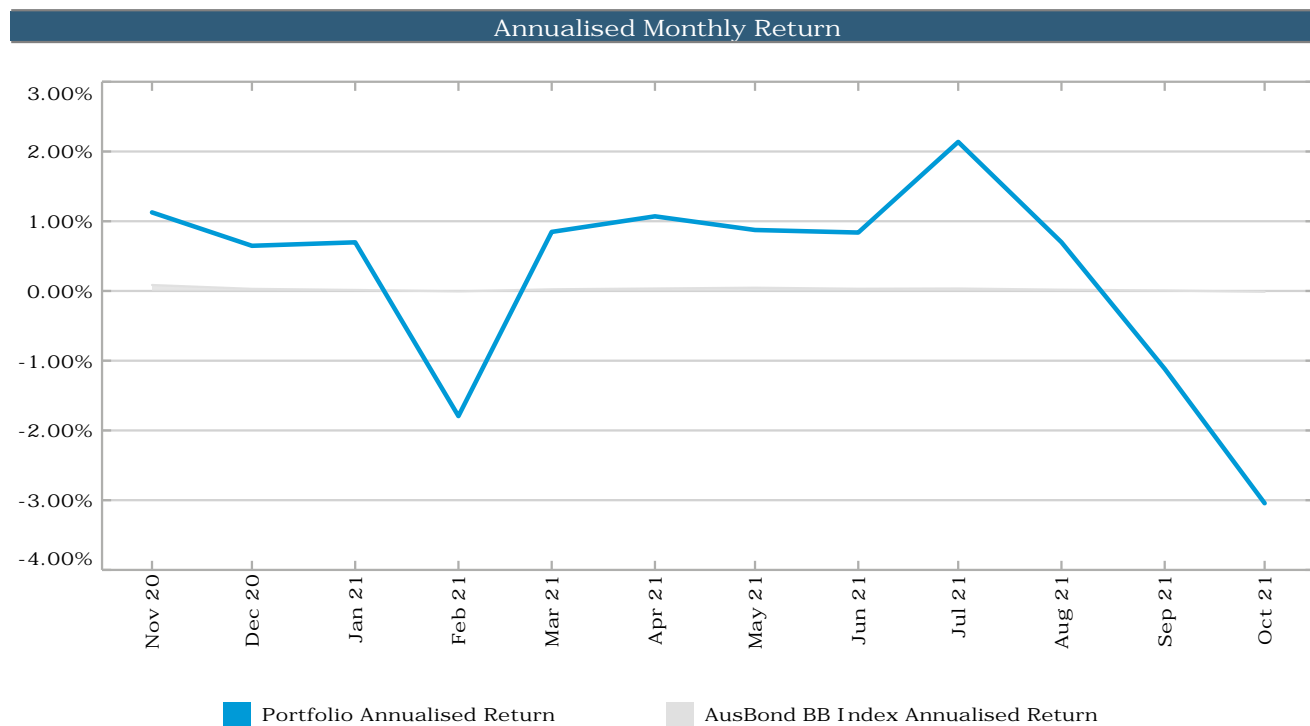


Accrued Interest Report									
Investment	Deal No.	Ref	Face Value (\$)	Settlement Date	Maturity Date	Interest Received (\$)	Days	Interest Accrued (\$)	Percentage Return
Commonwealth Bank of Australia	540914		20,000,000.00	29-Jan-21	25-Jan-22	0.00	31	7,304.11	.43%
Commonwealth Bank of Australia	541299		10,000,000.00	30-Apr-21	22-Feb-22	0.00	31	3,142.46	.37%
ME Bank	541224		2,500,000.00	26-Mar-21	29-Mar-22	0.00	31	1,061.65	.50%
Westpac Group	541236		4,000,000.00	31-Mar-21	29-Mar-22	0.00	31	1,223.02	.36%
Commonwealth Bank of Australia	541300		10,000,000.00	30-Apr-21	26-Apr-22	0.00	31	3,482.19	.41%
Westpac Group	541444		9,000,000.00	31-May-21	31-May-22	0.00	31	2,293.15	.30%
Westpac Group	538091		10,000,000.00	28-Jun-19	28-Jun-22	0.00	31	15,882.19	1.87%
Commonwealth Bank of Australia	541604		5,000,000.00	30-Jun-21	30-Jun-22	0.00	31	1,826.03	.43%
Westpac Group	538347		4,000,000.00	31-Jul-19	25-Jul-22	15,656.99	31	5,333.70	1.57%
Commonwealth Bank of Australia	541690		7,000,000.00	30-Jul-21	26-Jul-22	0.00	31	1,961.92	.33%
Commonwealth Bank of Australia	541796		4,000,000.00	30-Aug-21	30-Aug-22	0.00	31	1,053.15	.31%
Commonwealth Bank of Australia	541800		2,000,000.00	31-Aug-21	30-Aug-22	0.00	31	526.57	.31%
Suncorp Bank	541931		10,000,000.00	28-Sep-21	30-Aug-22	0.00	31	2,972.60	.35%
Westpac Group	541607		5,000,000.00	30-Jun-21	30-Jun-23	0.00	31	2,208.22	.52%
Term Deposit Total						25,532.33		59,585.21	.56%
						58,928.02		196,819.54	.97%

Inner West Council Accrued Interest Report - October 2021



Inner West Council Investment Performance Report - October 2021



Historical Performance Summary			
	Portfolio	AusBond BB Index	Outperformance
Oct 2021	-3.04%	-0.01%	-3.03%
Last 3 Months	-1.17%	0.00%	-1.17%
Last 6 Months	0.05%	0.02%	0.03%
Financial Year to Date	-0.34%	0.01%	-0.35%
Last 12 months	0.25%	0.03%	0.22%

Inner West Council Environmental Commitments Report - October 2021

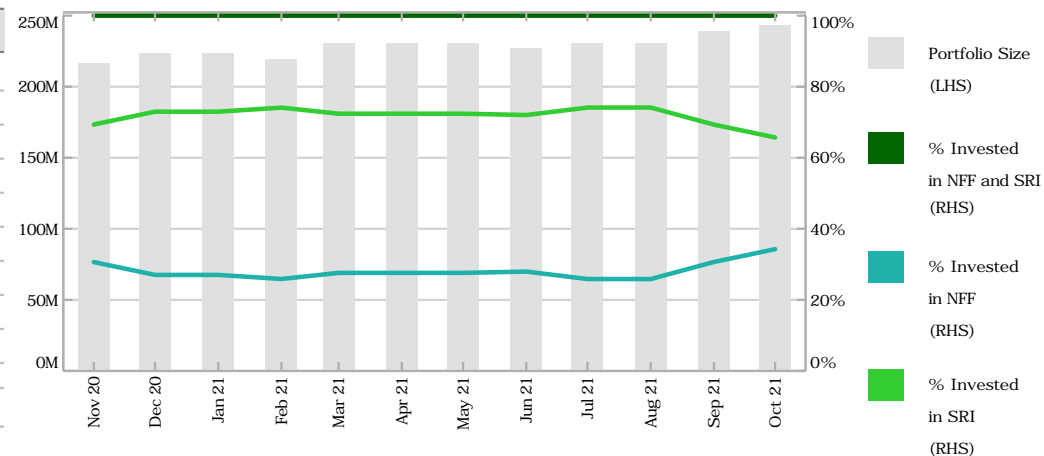


Current Breakdown

ADI Lending Status *	Current Month (\$)	Previous Month (\$)
Non Fossil Fuel Lending ADIs		
Bendigo and Adelaide Bank	9,600,000	9,600,000
Emerald Reverse Mortgage	1,500,971	1,500,971
Great Southern Bank	2,000,000	2,000,000
Members Equity Bank	11,086,248	11,084,789
Newcastle Permanent Building Society	11,700,000	11,700,000
Suncorp	10,000,000	
Suncorp Bank	31,900,000	31,900,000
Suncorp Bank Covered	5,500,000	5,500,000
	83,287,218 34%	73,285,760 31%
Socially Responsible Investment		
Bank Australia (Sustainability)	4,000,000	4,000,000
CBA (Climate)	18,200,000	18,200,000
CBA (Green)	68,500,000	67,000,000
National Australia Bank (Social)	7,444,000	7,444,000
National Housing Finance Investment	4,500,000	4,500,000
NSW T-Corp (Green)	5,000,000	5,000,000
Westpac Group (Green TD)	52,000,000	59,500,000
	159,644,000 66%	165,644,000 69%
	242,931,218	238,929,760

* source: <http://www.marketforces.org.au>
Percentages may not add up to 100% due to rounding

Historical Portfolio Exposure to NFF Lending ADIs and SRIs



Socially Responsible Investments Glossary

Investment	Use of Funds
Bank Australia (Sustainability)	Reduced Inequalities, sustainable cities and communities, life on land **
CBA (Climate)	Wind farms, low carbon transport, low carbon commercial buildings ***
CBA (Green)	Wind farms, low carbon transport, low carbon commercial buildings ***
National Housing Finance Investment Corp (Social)	No poverty, sustainable cities and communities **
National Australia Bank (Social)	Employers of Choice for Gender Equality ****
NSW T-Corp (Green)	Low carbon transport, water infrastructure ***
Westpac Group (Green TD)	Wind farms, low carbon commercial buildings ***

** United Nations Sustainable Development Goals

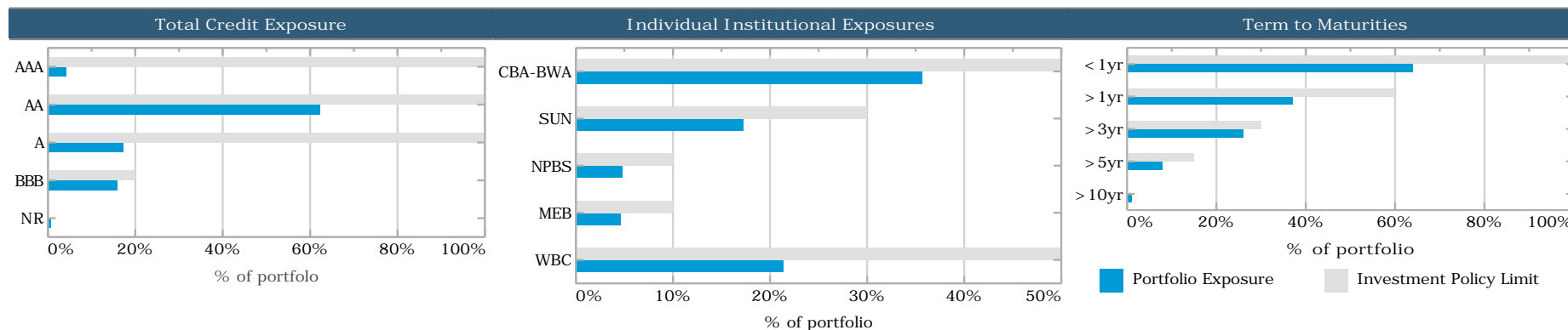
*** Climate Bonds Standard

**** Cited by the Workplace Gender Equality Agency as Employers of Choice for Gender Equality

Inner West Council
Environmental Commitments Report - October 2021



Inner West Council Investment Policy Compliance Report - October 2021



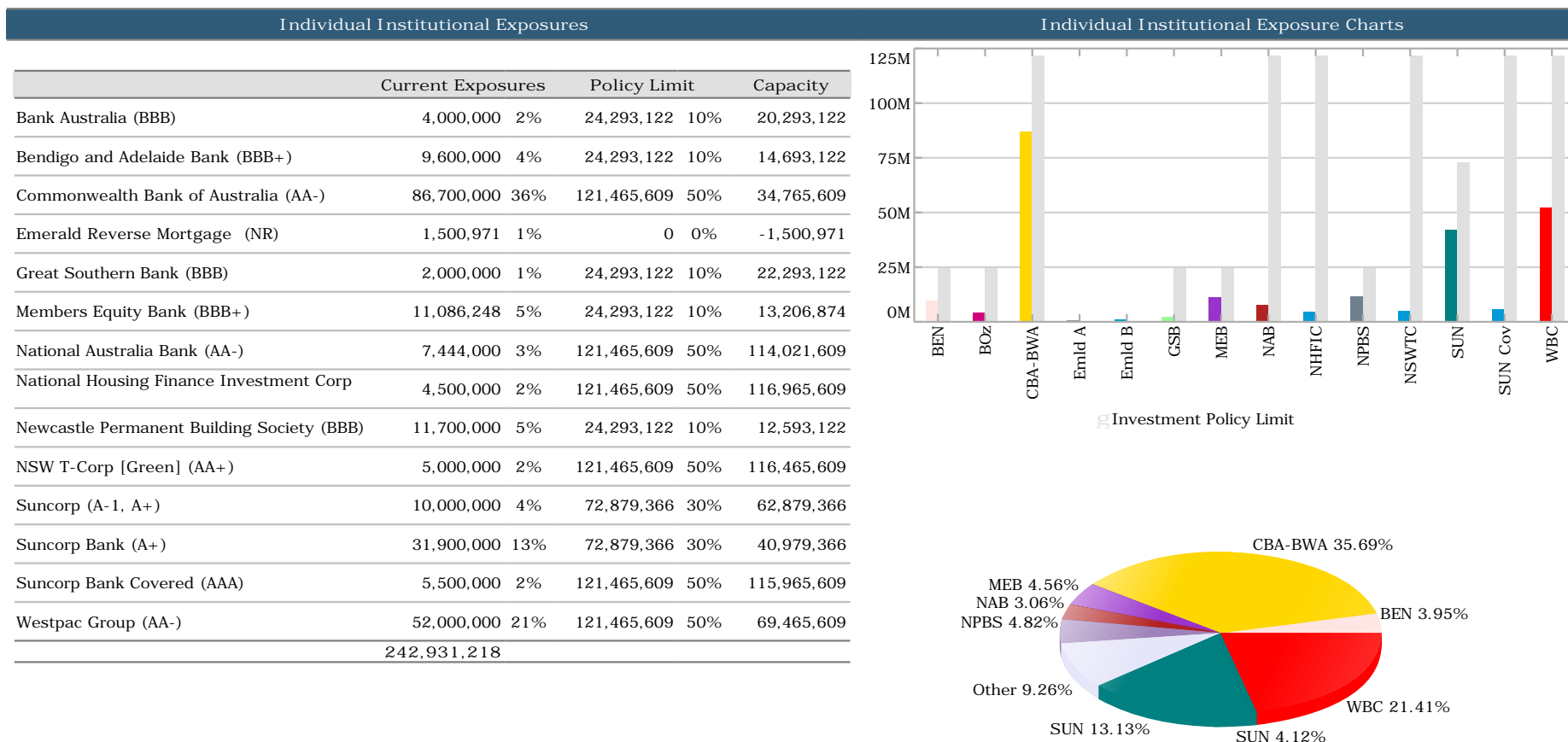
Credit Rating Group	Face Value (\$)	Policy Max
AAA	10,000,000	4%
AA	151,144,000	62%
A	41,900,000	17%
BBB	38,386,248	16%
NR	1,500,971	1%
	242,931,218	

a = compliant
r = non-compliant

	Portfolio Exposure	Investment Policy Limit
Commonwealth Bank of Australia (AA-)	36%	50%
Newcastle Permanent Building Society (BBB)	5%	10%
Members Equity Bank (BBB+)	5%	10%
Suncorp Bank (A+)	13%	30%
Westpac Group (AA-)	21%	50%
Bendigo and Adelaide Bank (BBB+)	4%	10%
Bank Australia (BBB)	2%	10%
Suncorp (A-1, A+)	4%	30%
Great Southern Bank (BBB)	1%	10%
National Australia Bank (AA-)	3%	50%
Suncorp Bank Covered (AAA)	2%	50%
NSW T-Corp [Green] (AA+)	2%	50%
National Housing Finance Investment Corp	2%	50%

Maturity Profile	Face Value (\$)	Policy Max
Less than 1yr	156,230,248	64%
Greater than 1yr	86,700,971	36%
a. Greater than 3yrs	61,750,971	25%
b. Greater than 5yrs	17,500,971	7%
c. Greater than 10yrs	1,500,971	1%
	242,931,218	
Detailed Maturity Profile	Face Value (\$)	
00. Cash + Managed Funds	8,586,248	4%
01. Less Than 30 Days	4,000,000	2%
02. Between 30 Days and 60 Days	13,000,000	5%
03. Between 60 Days and 90 Days	22,500,000	9%
04. Between 90 Days and 180 Days	52,144,000	21%
05. Between 180 Days and 365 Days	56,000,000	23%
06. Between 365 Days and 3 Years	24,950,000	10%
07. Between 3 Years and 5 Years	44,250,000	18%
08. Between 5 Years and 10 Years	16,000,000	7%
09. Greater than 10 Years	1,500,971	1%
	242,931,218	

Inner West Council Individual Institutional Exposures Report - October 2021



Inner West Council
Cash Flows Report - October 2021



Current Month Cashflows

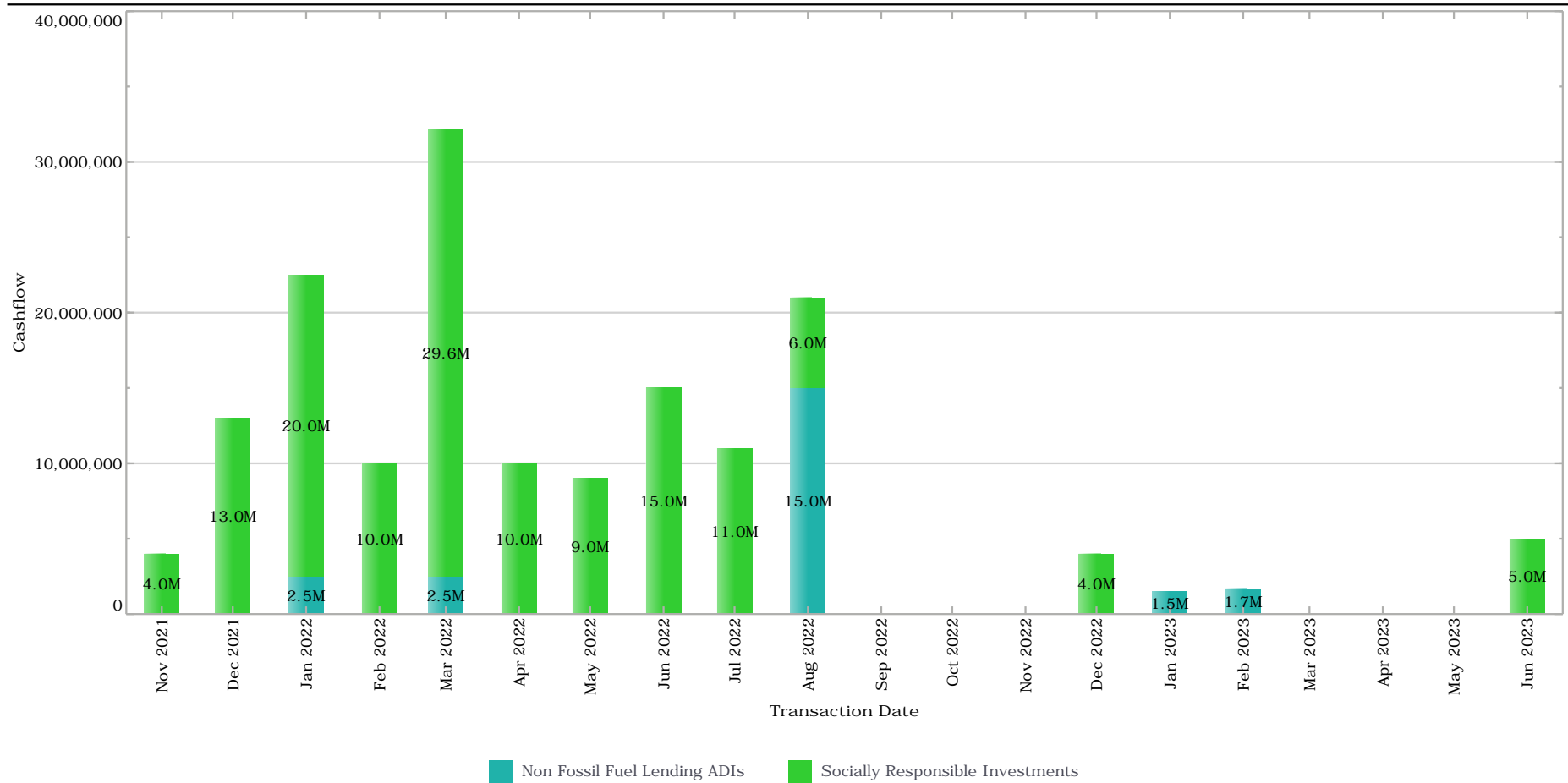
Transaction Date	Deal No.	Cashflow Counterparty	Asset Type	Cashflow Description	Cashflow Received
19-Oct-21	537202	Bendigo and Adelaide Bank	Floating Rate Note	Coupon - Received	6,523.18
<u>Deal Total</u>					<u>6,523.18</u>
<u>Day Total</u>					<u>6,523.18</u>
25-Oct-21	536141	Bendigo and Adelaide Bank	Floating Rate Note	Coupon - Received	4,020.21
<u>Deal Total</u>					<u>4,020.21</u>
	538603	Great Southern Bank	Floating Rate Note	Coupon - Received	5,709.32
<u>Deal Total</u>					<u>5,709.32</u>
	539640	Suncorp Bank (Covered)	Floating Rate Note	Coupon - Received	10,562.23
<u>Deal Total</u>					<u>10,562.23</u>
<u>Day Total</u>					<u>20,291.75</u>
27-Oct-21	540480	Westpac Group	Term Deposits	Maturity Face Value - Received	7,500,000.00
		Westpac Group	Term Deposits	Interest - Received	9,875.34
<u>Deal Total</u>					<u>7,509,875.34</u>
<u>Day Total</u>					<u>7,509,875.34</u>
29-Oct-21	538330	Suncorp Bank	Floating Rate Note	Coupon - Received	11,974.60
<u>Deal Total</u>					<u>11,974.60</u>
	538347	Westpac Group	Term Deposits	Interest - Received	15,656.99
<u>Deal Total</u>					<u>15,656.99</u>
	538563	Suncorp Bank	Floating Rate Note	Coupon - Received	1,496.83
<u>Deal Total</u>					<u>1,496.83</u>
	542014	Commonwealth Bank of Australia	Floating Rate Note	Discount - Received	8,069.51
		Commonwealth Bank of Australia	Floating Rate Note	Settlement Accrued Coupon - Paid	-629.51
		Commonwealth Bank of Australia	Floating Rate Note	Settlement Face Value - Paid	-1,500,000.00
<u>Deal Total</u>					<u>-1,492,560.00</u>
	542015	Suncorp Bank	Floating Rate Note	Discount - Received	45,630.47
		Suncorp Bank	Floating Rate Note	Settlement Accrued Coupon - Paid	-8,330.47
		Suncorp Bank	Floating Rate Note	Settlement Face Value - Paid	-10,000,000.00
<u>Deal Total</u>					<u>-9,962,700.00</u>
<u>Day Total</u>					<u>-11,426,131.59</u>
<u>Net Cash Movement for Period</u>					<u>-3,889,441.31</u>

Inner West Council
Cash Flows Report - October 2021



Next Month Cashflows					
Transaction Date	Deal No.	Cashflow Counterparty	Asset Type	Cashflow Description	Cashflow Due
8-Nov-21	536175	Newcastle Permanent Building Society	Floating Rate Note	Coupon - Received	6,173.10
				<u>Deal Total</u>	<u>6,173.10</u>
				Day Total	6,173.10
15-Nov-21	537310	NSW T-Corp (Green)	Bonds	Coupon - Received	75,000.00
				<u>Deal Total</u>	<u>75,000.00</u>
				Day Total	75,000.00
16-Nov-21	535607	Suncorp Bank	Floating Rate Note	Coupon - Received	2,484.50
				<u>Deal Total</u>	<u>2,484.50</u>
	537263	Suncorp Bank	Floating Rate Note	Coupon - Received	9,938.02
				<u>Deal Total</u>	<u>9,938.02</u>
				Day Total	12,422.52
22-Nov-21	310321	Emerald Reverse Mortgage (2006A)	Mortgage Backed Securities	Coupon - Received	574.54
				<u>Deal Total</u>	<u>574.54</u>
	310334	Emerald Reverse Mortgage (2006B)	Mortgage Backed Securities	Coupon - Received	1,894.79
				<u>Deal Total</u>	<u>1,894.79</u>
				Day Total	2,469.33
24-Nov-21	540964	Suncorp Bank	Floating Rate Note	Coupon - Received	7,431.79
				<u>Deal Total</u>	<u>7,431.79</u>
	542015	Suncorp Bank	Floating Rate Note	Coupon - Received	11,612.16
				<u>Deal Total</u>	<u>11,612.16</u>
				Day Total	19,043.95
29-Nov-21	540932	NHFIC	Bonds	Coupon - Received	11,400.00
				<u>Deal Total</u>	<u>11,400.00</u>
	540981	Commonwealth Bank of Australia	Term Deposit	Maturity Face Value - Received	4,000,000.00
		Commonwealth Bank of Australia	Term Deposit	Interest - Received	13,006.03
				<u>Deal Total</u>	<u>4,013,006.03</u>
				Day Total	4,024,406.03
30-Nov-21	541444	Westpac Group	Term Deposit	Interest - Received	6,731.51
				<u>Deal Total</u>	<u>6,731.51</u>
				Day Total	6,731.51
				<u>Net Cash Movement for Period</u>	<u>4,146,246.43</u>

Inner West Council Cash Flows Report - October 2021





Inner West Council Economic and Investment Portfolio Commentary October 2021

Investment Portfolio Commentary

Council's investment portfolio posted a return of -3.04% pa for the month of October versus the bank bill index benchmark return of -0.01%pa. Inflation fears driven by global supply chain blockages and surging energy prices have resulted in rising interest rates, focussed mainly on longer dated terms. Consequently, the marked-to-market valuations of fixed rate bonds and floating rate notes held in the portfolio went backward during the month. For the past 12 months, the investment portfolio returned 0.25% pa, exceeding the bank bill index benchmark's 0.03%pa by 0.22%pa.

Without marked-to-market influences, Council's investment portfolio yielded 0.97%pa for the month. This is based on the actual interest rates being received on existing investments and excludes the underlying changes to the market value of the securities/deposits.

During October, Council's investment portfolio had a \$7.5m 12 month Green TD with Westpac mature that had been paying 0.59%pa. Council took advantage of two long dated FRNs available in the secondary market with the purchase of \$10m in a 5yr Suncorp Snr FRN paying 3mo BBSW +0.48%pa and \$1.5m in a CBA 'Green' Snr FRN paying 3mo BBSW +0.41%pa. Both were purchased at a discount to their par value.

Council's entire investment portfolio remains invested in non fossil fuel lending ADIs (34% of portfolio) and socially responsible investments (66% of portfolio).

Council's portfolio is in full compliance with the NSW TCorp requirements while continuing to adhere to Council's socially responsible investment goals.

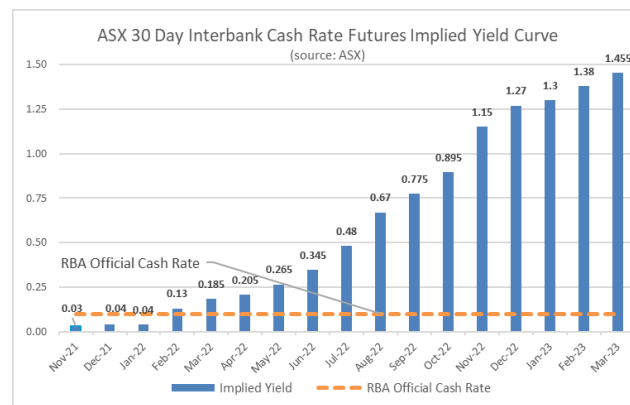
Domestic issues:

- Inflation concerns have taken hold domestically as well with the jump in fuel prices contributing to a broader rise in inflation over the past few months. Headline consumer prices rose 0.8% in the three months to September and 3% over the past year.
- The RBA's preferred measure of inflation, the trimmed mean which excludes highly volatile sectors, climbed above 2% for the first time since September 2015. Along with fuel (+7.1%), housing costs (+3.3%) led the rise in inflation.
- While the interest rate markets were jolted by the higher than expected underlying inflation rate, many economists predict that the RBA wants to see more evidence that the inflation pick up is moving beyond transitory distortions due to the pandemic, that the economic recovery is sustained, full employment is reached and wages growth is around 3% or more before hiking rates.
- Australian home prices are expected to rise by around 20% this year, having been boosted by ultra-low mortgage rates, but then slow to less than 10% next year as government home buyer incentives are cut back, listings return to more normal levels and fixed mortgage rates rise.

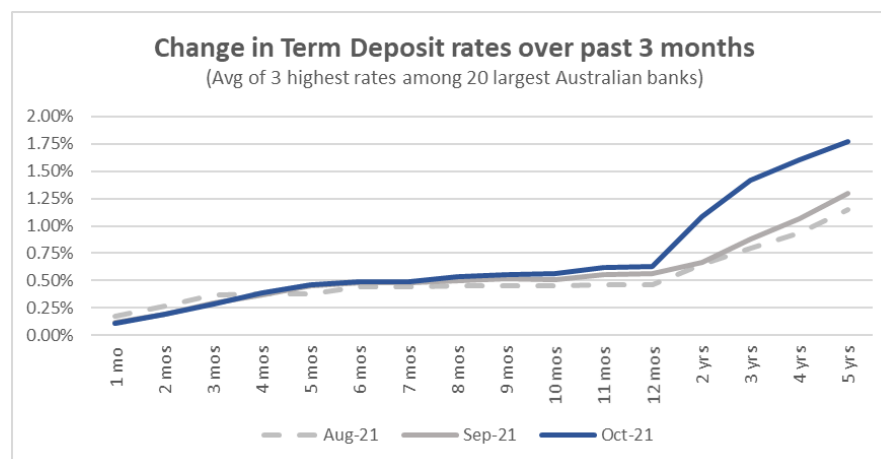


Interest rates

- Longer dated bond yields continued to rise in October as supply chain blockages and soaring energy prices stoked inflation fears. The Commonwealth Government 10 year bond yield broke above the 2% level for the first time since March 2019. Marked to market bond returns are expected to have a bumpy ride over the coming 1-2 years as interest rates rise from their historic lows.
- The money market is now pricing in a 0.25% cash rate by mid-2022 and 1.25% by the end of 2022. Many economists are saying this is an overreaction and the RBA remains firm that it does not expect underlying inflation to settle into the 2-3% target range for at least another two or so years:



- In October, short dated term deposit rates remained largely in line with their August and September averages, but longer dated rates increased sharply, particularly toward the end of the month after the release of the higher than expected underlying inflation data.





Global issues:

- Globally, supply chain bottlenecks (congestion and blockages in the production system) have affected a variety of sectors, services and goods ranging from shortages of electronics and autos (due to a semiconductor chip shortage) to difficulties in the supplies of meat, medicines and household products.
- With higher consumer demand for goods that have been in short supply, freight rates for merchandise coming from China to the U.S. and Europe have soared, while a shortage of truck drivers has led to problems getting goods to their final destinations and has led to high prices once those products hit store shelves.
- Meanwhile, oil, natural gas and coal prices have all surged as demand is outstripping tight supplies. A cold winter in Europe last year put pressure on supplies and, as a result, stored gas levels are much lower than normal. There's also been increased demand from Asia, especially China, for liquefied natural gas. This has helped push up wholesale gas prices 250% across the world since January.
- Shares were up in the US and Europe on strong US earnings results, but down in Japan, China and Australia. Bond yields fell in the US and Europe but rose in Australia. Oil, metal and iron ore prices fell but expectations for earlier and more aggressive RBA tightening pushed the \$A up as the \$US weakened.

Disclaimer: The statements and opinions contained in this report are based on currently prevailing conditions in financial markets and are so contained in good faith and in the belief that such statements and opinion are not false or misleading. In preparing this report, Prudential Investment Services Corp has relied upon information which it believes to be reliable and accurate. Prudential Investment Services Corp believes that this report and the opinions expressed in this report are accurate, but no warranty of accuracy or reliability is given. Prudential Investment Services Corp does not warrant that its investigation has revealed all of the matters which a more extensive examination might disclose. This report may not be reproduced, transmitted, or made available either in part or in whole to any third party without the prior written consent of Prudential Investment Services Corp. AFS Licence No. 468145.

Item No: C1121(2) Item 9

Subject: SYDNEY METRO WEST - BAYS TO CBD ENVIRONMENTAL IMPACT
STATEMENT EXHIBITION

Prepared By: Ken Welsh - Transport Planner

Authorised By: Cathy Edwards-Davis - Director Infrastructure

RECOMMENDATION

THAT Council:

1. **Reconfirms its support for the MetroWest Project as a significant improvement to Sydney's public transport network; and**
2. **Approves the principles contained in this report as the basis for its submission on the *Sydney Metro West Bays to CBD Environmental Impact Statement*.**

DISCUSSION

Background

The Sydney Metro West Project was initially announced at the end of 2016. The project proposes to create a high-speed, high capacity, metro service between Sydney CBD and Westmead, aiming at a 20-minute journey time between the CBD and Parramatta. This Service will provide 8-9 new stations, including The Bays Station adjacent to White Bay Power Station.

The first project EIS was exhibited in mid-2020 and the project concept subsequently approved. As part of the on-going project development a series of additional EISs are to be produced to cover each stage of MetroWest.

TfNSW is now exhibiting an EIS for *Major Civil Construction between The Bays and Sydney CBD*. This exhibition closes on the 15th of December 2021. The EIS relates solely to civil construction activity along the MetroWest alignment between The Bays Station and a proposed new station in Hunter Street (CBD), via Pyrmont.

Council officers are currently examining the EIS with a view to preparing a submission.

Consideration

It is considered that the MetroWest project will significantly improve public transport for the Sydney Region and that the provision of a station within the Inner West LGA (The Bays) is an important enhancement for the Inner West Community's public transport accessibility.

Consequently, it is proposed that Council's submission on the EIS will be developed based on the following principles:

- Council supports the MetroWest project as a significant improvement to Sydney's public transport network;
- Detailed consideration will be given to any impacts relating to the following:
 - traffic and transport impacts, particularly in relation to construction activity.
 - the need to ensure efficient interchange between various modes of transport at The Bays Station;
 - the importance of ensuring efficient active transport links to The Bays Station;
 - noise and vibration impacts on nearby properties;
 - air and water quality impacts;
 - any potential Impacts the project may have on local heritage (both aboriginal and non-aboriginal);
 - any specific actions associated with the projects tunnelling and excavation.

Additionally, in preparing this submission, particular attention will be paid to the need to consider the cumulative impacts of MetroWest's construction in relation to the many other construction activities currently occurring around the Bays Precinct, Balmain and Rozelle

FINANCIAL IMPLICATIONS

Nil

ATTACHMENTS

Nil.

Item No: C1121(2) Item 10
Subject: PUBLIC TOILET STRATEGY CONSTRUCTION SCHEDULE PROGRESS REPORT

INNER WEST COUNCIL

Prepared By: Stuart Hull - Senior Manager Capital Works
Authorised By: Cathy Edwards-Davis - Director Infrastructure

04

RECOMMENDATION Upgrades and New Facilities

THAT Council receive and note the report.

DISCUSSION 01 - Proposed New Facilities
In preparing the strategy an audit of existing toilet facilities across the LGA was undertaken to identify the need for renewal or upgrade over the next two years:



- Leichhardt Oval
- HJ Mahoney Reserve
- Hoskins Park
- Johnson Park
- 02 - Programmed Upgrades
- Under construction: Brown Street Toilets (Ashfield) - Refurbishment and new on-site changing toilets
- Mackey Park
- Paringa Reserve
- Outlined in the table below are the public amenities currently programmed for the next two years as of August 2019.
- Richard Murden Reserve (formerly Darley Road)

AMENITY	2019 - 2021	2021 - 2023
Robson Park	X	
Pickering Park	X	
Brown Street (Ashfield Station)	X	
Darley Road		X
Tillman Park		X
Leichhardt Park 2 & Canteen		X
Elkington Park Refurbishment		X
Kendrick Park Refurbishment		X
Mont Day Minor Renewal		X

The attached document (Attachment 1) contains an extract of Section 4.0 from the Public Toilet Strategy document 'Upgrades and New Facilities' that outlines the upgrade program and priorities at the time of the Strategy being adopted. It also contains further details on the status of the design and construction schedule for the delivery of the Public Toilet Strategy objectives.

FINANCIAL IMPLICATIONS

As per the attachment, funding for a number of toilet upgrades has been included in the capital works program. It is proposed that funding for a further four toilet upgrades be given consideration through the budget review process.

ATTACHMENTS

1. [Public Toilet Strategy - Construction Schedule Update 23 November 2021](#)

03 - Upgrade Priorities

VERY HIGH	HIGH
Elkington Park	Easton Park
Pioneers Memorial Park	Arlington Recreation Reserve
Gladstone Park	Richard Murden Reserve
Birchgrove Park- Old	Johnson Park
Victoria Road Amenities	Mallam Reserve
McNeilly Park	Camdenville Park
Simpson Park	Kendrick Park
Tempe Reserve- Alexandra Canal	Pratten Park
Tempe Reserve- Blue Amenities	H.J Memorial Rest Park
Tillman Park	Henson Park
Callan Park	Mackey Park

04 - Lift and Change Facility

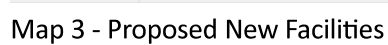
An opportunity for adult lift and change facility in the Steel Park area has been identified to service the all abilities playground, parklands and Cooks River area. Two options are proposed:

- Option 1- Repurpose the existing amenities adjacent to the playground area.
- Option 2- Investigate opportunities to include a lift and change facility within the PCYC facility.

05 - Update facilities with facility focused signage

Update existing unisex signage to best practice facility based signage at;

- Balmain Road Sporting Ground
- Birchgrove Park Amenities
- Bridgewater Park
- Cebon Park
- Easton Park
- King George Park
- Leichhardt Park
- Punch Park
- Algie Park
- Centenary Park
- Hammond Park
- Alman Park
- Dorrell Jackson Gardens
- Pratten Park
- Summer Hill Carpark Exeloo
- Yeo Park
- Camperdown Park
- Holmes Street Park
- Petersham Park
- Calvert St Car Park
- Greenlink
- McNeilly Park
- Marrickville Park
- Steel Park
- Sydenham Green
- Tempe Reserve Robyn Webster
- Wicks Park



	Public Toilet Strategy Program	Public Toilet Strategy Upgrade Priority	Budget Year			Status
			FY21/22	FY22/23	FY23/24	
Public Toilets being delivered or commenced this year						
Camperdown Memorial Trust	19/20	Very High	●			Architect engaged and concept design in progress
Pioneer Memorial Park	19/20	Very High	●	●		Design complete, pending procurement for construction
Leichhardt Oval No.1		Not in PTS	●	●		Design complete, construction late 2022 pending end of NRL season. Leichhardt Oval No.1 toilets only accessible during game days, they are not open for general daily use.
Gladstone Park		Very High	●	●		Review in budget process, for delivery FY23
HJ Mahoney Reserve		High	●	●		Design FY22, construction FY23
Paringa Reserve (Kiosk and new Amenities)		Not in PTS	●	●		Addressed as gap identified in PTS
Public Toilets in four-year program						
Weekly Park		Not in PTS			●	PTS proposes Stanmore Station option
Hoskins Park				●		Budget not required PTS proposes retaining existing building for bushcare storage
Yeo Park		No Priority Identified		●		
Richard Murden Reserve - (formerly Darley Road)	20/21	High		●		
Tilman Park		Very High		●		

Mort Bay Minor Renewal	19/20	No Priority Identified			●	
Jack Shanahan Park		No Priority Identified			●	
Johnson Park		High		●		
Kendrick Park Refurbishment	20/21	High		●		
McNeilly Park		Very High			●	
Allman Park		No Priority Identified		●		
Robson Park		No Priority Identified		●		
Simpson Park		Very High		●		
Tempe Reserve Alexandria Canal/Blue Amenities		Very High		●	●	
War Memorial Park Toilet Refurb		No Priority Identified			●	
Callan Park		Very High				Review in budget process
Mallam Reserve		High				Review in budget process
Pratten Park		High				Review in budget process
Mackey Park Amenities		High		●		
Sports Amenity Projects						
Steel Park		No Priority Identified		●		
Blackmore Park		No Priority Identified		●		
Easton Park		High			●	

Leichhardt Park No.2 & Canteen	20/21	No Priority Identified		●		
Algie Park		No Priority Identified			●	
Arlington Reserve - Amenities Building		High		●	●	
Arlington Reserve - Public Toilet, Storage and Kiosk Refurb		High		●	●	
Birchgrove Park		Very High		●	●	
Camdenville Park		High		●	●	
Marrickville Park Amenities Block Refurb		No Priority Identified			●	
Henson Park		High				Review in budget process
Brown Street Toilets		Completed				Completed 2019

Item No: C1121(2) Item 11

Subject: RESIDENT PRECINCT COMMITTEES

Prepared By: Prue Foreman - Communications and Engagement Manager

Authorised By: Caroline McLeod - Acting Director Community

RECOMMENDATION

THAT Council recommend that the new Council considers whether to establish Resident Precinct Committees as part of its review of the Community Engagement Strategy in early 2022

BACKGROUND

At its meeting on 2 November 2021, Item 6, Council resolved:

THAT Council:

1. *Notes that Resident Precinct Committees are committees of residents run by residents in a defined geographical area of the LGA with the support and assistance of Council;*
2. *Notes that they enable people to become involved in council issues and their community in area the area they live in and meetings are open to all local residents;*
3. *Notes that Resident Precinct Committees are an effective way of involving the community in planning and decision making;*
4. *Notes that Resident Precinct Committees need to supported by a council officer; should ensure Ward Councillors are regularly invited to attend meetings and be resourced with no cost for venue hire and assistance with costs for circulating minutes and agendas to the local area; and*
5. *Brings a report on Residents' Precinct Committees and how they can be established and implemented in the Inner West Council to the November 23 Ordinary meeting including proposed consultation on introducing Resident Precinct Committees and costings and additional staffing required and potential relationship between advisory committees and resident committees.*

DISCUSSION

The Resident Precinct Committee (RPC) system in NSW

North Sydney Council established the 'Community Precinct System', in the late 1970s.

Desktop research found three NSW councils with current RPCs.

North Sydney

There are currently 25 RPCs (population approx. 75,000) and one combined precincts committee.

The precincts are governed by a policy, guidelines and code of conduct.

North Sydney Council undertook an extensive two-stage review of the precinct committees in 2020/21 which will be reported to the new Council after the election for decision. The [report which is available](#) online, notes that RPCs were the primary mechanism for public participation when they were established but are now one of “several Council coordinated community engagement programs...Over time, with the introduction of new technology and changing community needs, Council’s community engagement approach has expanded ... [including] project-specific engagements hosted via the Your Say North Sydney site.”

The Review objectives were to:

- standardise the way in which Precinct Committees operate, including providing a consistent level of service by Council to all individual Committees
- identify the priorities for support by the Council to the Precinct System
- update the Precinct area boundaries via a reduced total number of Precinct areas
- strengthen the role and function of the Combined Precincts Committee

North Sydney allocated \$40,000 in their current operational plan and budget for the precinct system, excluding staff salaries.

[North Sydney Council - Precincts \(nsw.gov.au\)](https://www.nsw.gov.au/north-sydney-council-precincts)

Randwick

Randwick Council has nine RPCs (population approx. 156,000). They are governed by a Precinct Partnership Agreement, Rules and Procedures and a Code of Conduct.

Randwick Council supports the precinct system with funding for offsetting costs and through in-kind support:

- The Precinct Coordinator position and resources
- A copy of all relevant Council documents including copies of all Council Business Papers and DA lists
- The allocation of a ream of paper per month for each Precinct
- Hall hiring fees
- Advertising of meetings in the local newspaper
- Reasonable printing volumes of flyers and posters promoting Precincts

The role of the Precinct Coordinator includes:

- To co-ordinate and resource the Precinct Coordination Committee Precinct Rules and Procedures Policy
- To provide support to Precincts and to act as a conduit between Council, the Precincts and the community
- To assist Precincts to obtain the necessary information to make informed decisions and recommendations on Council matters
- To liaise with Council officers to ensure that all relevant Council matters are referred to the Precincts
- To ensure that Precinct comments and recommendations are forwarded to the relevant Council officers
- To collate information and respond to Precinct meeting minutes
- To co-ordinate briefing sessions with Council officers and meetings as the need arises
- To provide management guidelines for Randwick City Council's Precincts
- To assist the development of Precincts.
- To receive any complaints about the running of Precinct Committees and facilitate a resolution or an investigation if required

Waverley

Waverley Council has supported a resident Precinct system for over 20 years, with 13 RPCs in the LGA, generally one per suburb (population approx. 75,000). There is also a combined precincts committee.

The Precinct system is governed by a policy and guidelines. Waverley Council's support as outlined in the guidelines includes:

- Full-time position of Community Consultation Coordinator
- Provision of precinct meeting support including venue hire and information distribution
- Managing precinct motions or requests including liaison with stakeholders to facilitate outcomes
- Preparation and distribution of agenda and minutes
- Maintaining online precinct profile on Council's home page
- Facilitation and meeting support of Combined Precinct Meetings
- Compilation and analysis of precinct motions reports
- Development of capacity building, networking and skills development opportunities

[Precinct committees - Waverley Council \(nsw.gov.au\)](https://www.waverley.nsw.gov.au/precinct-committees)

RPCs at Leichhardt Council

Resident Precinct Committees (RPCs) operated in Leichhardt Council for many years prior to amalgamation. The seven RPCs were:

- Annandale RPC
- Balmain RPC
- Birchgrove RPC
- Leichhardt RPC
- Rozelle/Lilyfield RPC
- Rozelle White Bay RPC
- Rozelle Iron Cove RPC

In 2015 Leichhardt Council considered options for governance models for the RPCs and resolved that Precinct Committees become official committees of Council under s355 of the Local Government Act (item C/587/15). The response to the transition was varied, ranging from one RPC which opposed the transition altogether and continued to meet independently of Council to those which met but could not achieve a quorum or did not meet due to resignation of the Chair. Consequently, there were only two active RPCs at the time of amalgamation - Rozelle-Iron Cove and Birchgrove.

Potential strengths and weaknesses of RPCs

Resident committees can contribute local knowledge, connect community members, build leadership and enable co-design of solutions to problems. But they can be hampered by a lack of representativeness, inconsistent attendance, a disconnect from strategy and can result in a plethora of resolutions which draw resources away from implementing Council's strategic directions. There is also a risk that committees can be engaged as a substitute for providing broad opportunities for the wider community to participate in Council's decision-making.

An ACELG report found that a weakness of citizen committees was:

"The committees do not provide the community with an efficient way of engaging with the Council in a valid representational system. They are less reliable as a means of sound participative democracy. If relied on as the means of engagement with the community, they leave the Council with unreliable and partisan information about community views strongly coloured by sectional interests, which in turn cast doubt on the quality of governance and community leadership. Staff can end up spending more time running committees than actually delivering the community's desired outcomes under the CSP".

However a strength of citizen committees was:

Members valued committees "as a structure through which they could contribute to, and have a degree of ownership of, a place with which they had significant history...Citizens keep in touch with development applications, traffic, landscape and service planning."

[Source: Research into citizen committees by the Australian Centre of Excellence in Local Government (Bolitho, A. 2013, The Role and Future of Citizen Committees in Australian Local Government, Australian Centre of Excellence for Local Government, University of Technology, Sydney)]

Should Council proceed to establish RPCs, it is recommended that strong links to the CSP and Council's Delivery Program be established in the terms of reference, as is the case for Council's advisory committees and working groups. It is also important that RPCs be recognised as part of Council's overall engagement program, which has many components.

Inner West Council Resident Precinct Committees

Governance

It is proposed that should Council support the establishment of RPCs, a consultant be engaged to undertake community engagement and develop the policy, guidelines and structure, including how RPC resolutions come to Council for determination, following consultation with the councils that have a current RPC system.

Resourcing - Grants and Fee Scale Policy

In 2020 Council adopted the Grants and Fee Scale Policy which outlines a scaled fee structure for the hire of council venues. Community venues available for casual and annual hire include community and neighbourhood centres, meeting/activity rooms and halls, including town halls.

As not-for-profit groups comprising local residents working to achieve Community Strategic Plan objectives, RPCs would be entitled to a 100% subsidy on venue hire under the Policy.

Resourcing - Funding to offset operating costs

Council established small grants for resident groups in 2018. The grants stream provides financial assistance to not-for-profit resident associations to come together to discuss what's important to them and their place. Funds are intended to help resident associations to offset basic operational costs, including printing and promotional costs. Funding of \$400 per group per annum is available.

RPCs are likely to require a higher level of funding and specific budget in line with previous Leichhardt Council funding and the North Sydney Council allocation.

Resourcing - Staffing

Based on the number of RPCs that exist in the three councils above, and former Leichhardt's RPCs, an IWC system would likely include 12-24 RPCs. Two-three additional staff would be required to resource the RPCs at an approximate cost of \$200,000-\$300,000 including on-costs.

Additional Governance staff may also be required depending on the volume of RPC resolutions generated.

Community engagement framework

In recent one on one exit interviews with Councillors the highest priority for the next term was to re-engage with the community. The newly released Integrated Planning and Reporting Guidelines state that Councils must review their Community Engagement Strategy (CES) by 31 December 2022. Council Officers are planning on commencing this work in early 2022. The legislation requires the CES to identify relevant stakeholder groups within the

community outline when, how and why each group will be able to provide input into Council's long-term planning and decision making. It also specifies that it must be based on the social justice principles of equity, access, participation and rights.

As part of the development of the Community Engagement Strategy we could select a small group of councils to participate in a comparative benchmarking process to identify some good ideas and new approaches that could be adopted for Inner West Council. This could also include the review of resident precinct committees. Suitable Councils would be known for their strength and innovation in community engagement and have some similarities in size and community characteristics.

In comparing the other councils, we could use the following practice checklist, that was developed by the Australian Centre for Local Government, to review policies and practices in the areas of democratic governance and decision-making, management frameworks and community engagement.

1. Commitment to democracy and community engagement
2. A supportive council and organisation culture
3. Defining and monitoring standards and protocols
4. Systems of communication and co-ordination
5. Profiling and understanding the community
6. Targeted methodologies
7. Informed decisions and the role of councillors
8. Building community capacity and empowerment
9. Community strategies Strategy Development

This work would involve a selection of staff and Councillors to work together on a project committee to develop the new Community Engagement Strategy.

FINANCIAL IMPLICATIONS

The cost of implementing RPCs at Inner West would be approximately \$240,000-\$340,000 per year plus one-off costs for a consultant to undertake engagement and establish the structure and governance.

ATTACHMENTS

Nil.

Item No: C1121(2) Item 12
Subject: NOTICE OF MOTION: VERGE MAINTENANCE
From: Councillor Pauline Lockie

MOTION:

THAT a report be brought back to the March 2022 Ordinary Council Meeting on service standards for grass verge mowing.

Background

Last summer, there were numerous complaints about the frequency and quality of Council's grass verge mowing.

The current service standards for verge mowing are every 20 working days from November to March, and 40 working days April to October. With the warmer weather approaching, it would be useful for the incoming Council to consider whether these service standards are appropriate, or if further budget needs to be allocated to deliver shorter turnaround times.

I am therefore proposing that the incoming Council receives a report on its performance in this area that details cycle times delivered over summer, analyses the number of complaints received for our current service standards over summer compared to previous years, and provides options for amending cycle times to be considered as part of the budget process for 2022/23.

Officer's Comments:

Staff have no comment.

ATTACHMENTS

Nil.